

## Commerce Learning Center (CLC) Download Published SCORM, AICC, or Xapi (TinCan) Course Files



Audience: CLOs/Bureau Team Leads

CLC Access Level: Admin with access to Catalog and Online Content publishing

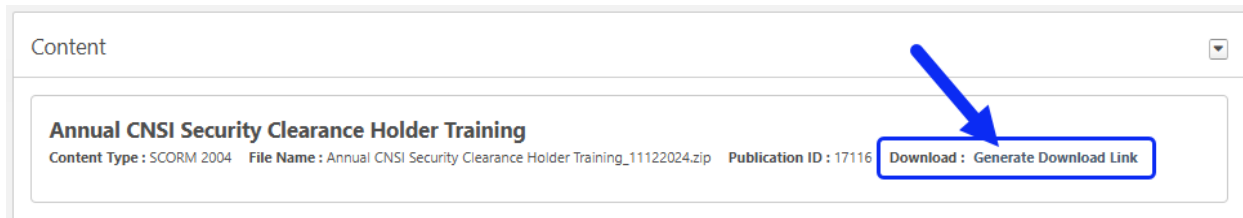
When an Online Class learning object is configured in the Commerce Learning Center, the finalized SCORM package, AICC, or xAPI file is uploaded to the portal. This finalized course package can be downloaded from the CLC if needed.

**Important:** This process will generate the finalized SCORM, AICC, or xAPI (TinCan) file that was uploaded to the CLC. These are not the editable course source files. To maintain an editable version of the training, ensure you obtain the necessary source files from the course developer or responsible party. You'll need the appropriate course development software installed to manage and edit the source files.

This process applies to learning objects designated as **Online Class only**.

To download SCORM, AICC, or xAPI (TinCan) course files previously loaded to the CLC:

1. Login to the [Commerce Learning Center](#) with your **Administrator** login.
2. From the main navigation bar select **Admin**, then select **Catalog**. Then select **Course Catalog**.
3. **Search** for the course using the **search options**. Use the **Refine Search options** to refine your search as needed.
4. Locate the desired learning object in the catalog. Select the **course title** to open the course console view for the desired training.
5. Scroll down to the **Content** section of the course console.
6. Select the **Generate Download Link** option to generate the downloadable course package.



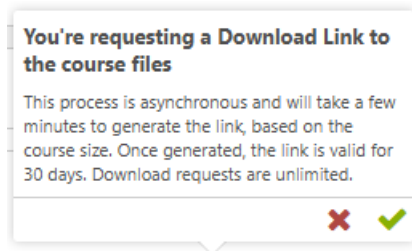
For immediate assistance and to speak with a real person 24/7 please visit  
<https://doc.eskillzivesupport.com/support/home>

## Commerce Learning Center (CLC) Download Published SCORM, AICC, or Xapi (TinCan) Course Files

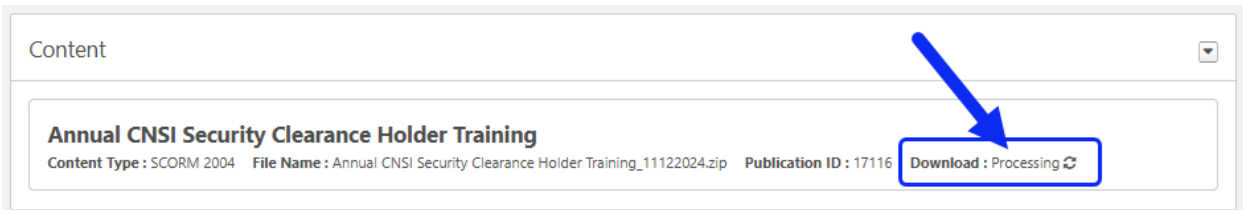


Audience: CLOs/Bureau Team Leads

- You will be presented with a pop-up message confirming “You’re requesting a Download Link to the course files”. To confirm and continue select the green check mark. This process will take a few minutes to generate the link.



- While the file is being generated the Content section will display the word ‘Processing’.



- Once the downloadable file has been generated and is available for download, the Download option will display a ‘Download Ready’ indicator. Select the Download Ready option to download the generated file.

