



Department of Commerce

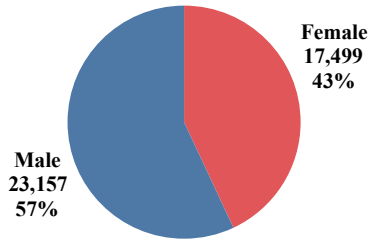
Workforce Demographics Dashboard

Office of Civil Rights

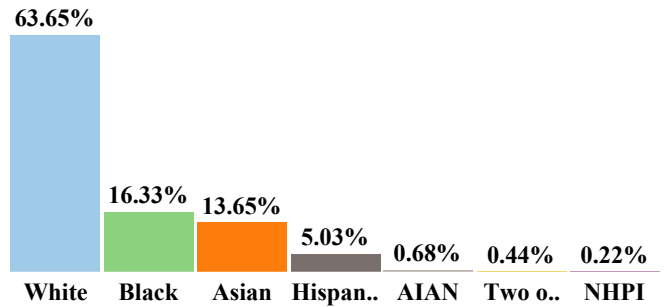


Data for Permanent Workforce as of FY20 Q2, Source <https://datainsight.hrconnect.treas.gov/>

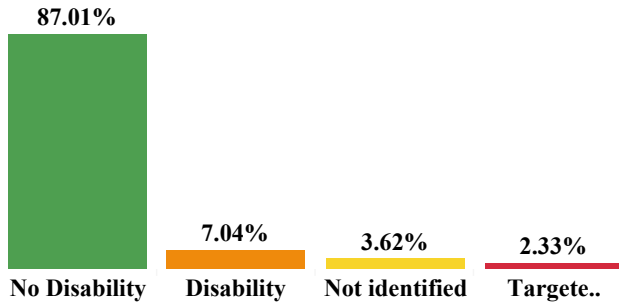
Gender (by count and % of total)



Race/Ethnicity (by % of total)



Disability (by % of total)



Age Groups (by % of total)

