



Special Pay Tables

Report Run On: April 10, 2019

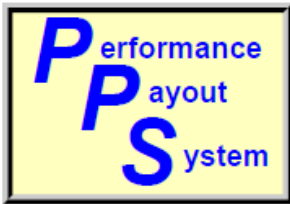
Page 1 of 311

PPS: AK015902 OPM: 0159 ADMINISTRATIVE Path: ZA Effective:06-Jan-19
 Prev. Yr Rate: 0.2802 Curr. Yr Rate: 0.0028 Loc. Diff: 0.78 Gen. Inc. 1.40 Issued:28-Mar-19

Band:	I	II	III	IV	V
Gs Range:	1-6	7-10	11-12	13-14	15-15
Interval					
01	29,330 - 38,005	46,859 - 62,501	69,349 - 86,554	98,842 - 122,399	137,390 - 150,328
02	38,006 - 48,096	62,502 - 74,232	86,555 - 99,458	122,400 - 140,067	150,329 - 160,031
03	48,097 - 54,823	74,233 - 82,053	99,459 - 108,061	140,068 - 151,845	160,032 - 166,500
04	54,824 - 56,468	82,054 - 84,515	108,062 - 111,303	151,846 - 156,400	166,500 - 166,500
05	56,469 - 58,162	84,516 - 87,050	111,304 - 114,642	156,401 - 161,092	166,500 - 166,500

Series: 1001 1101
 2001 2101

Locality Area: Alaska



Special Pay Tables

Report Run On: April 10, 2019

Page 2 of 311

PPS: AK015903 OPM: 0159 CLERICAL AND SUPPORT Path: ZS Effective:06-Jan-19
 Prev. Yr Rate: 0.2802 Curr. Yr Rate: 0.0028 Loc. Diff: 0.78 Gen. Inc. 1.40 Issued:28-Mar-19

Band:	I	II	III	IV	V
Gs Range:	1-2	3-4	5-6	7-8	9-10
Interval					
01	29,330 - 31,535	34,014 - 37,431	39,785 - 45,382	46,859 - 56,016	57,319 - 68,312
02	31,536 - 36,774	37,432 - 42,916	45,383 - 51,047	56,017 - 62,884	68,313 - 76,557
03	36,775 - 40,266	42,917 - 46,572	51,048 - 54,823	62,885 - 67,462	76,558 - 82,053
04	40,267 - 41,474	46,573 - 47,969	54,824 - 56,468	67,463 - 69,486	82,054 - 84,515
05	41,475 - 42,718	47,970 - 49,408	56,469 - 58,162	69,487 - 71,571	84,516 - 87,050

Series:	1001	1087
	1101	1106
	1411	1421
	1802	2005

Locality Area: Alaska



Special Pay Tables

Report Run On: April 10, 2019

Page 3 of 311

PPS: AK015904 OPM: 0159 SCIENTIFIC & TECHNICAL Path: ZT Effective:06-Jan-19
 Prev. Yr Rate: 0.2802 Curr. Yr Rate: 0.0028 Loc. Diff: 0.78 Gen. Inc. 1.40 Issued:28-Mar-19

Band:	I	II	III	IV	V
Gs Range:	1-4	5-8	9-10	11-12	13-13
Interval					
01	29,330 - 34,338	39,785 - 50,999	57,319 - 68,312	69,349 - 86,554	98,842 - 112,020
02	34,339 - 41,678	51,000 - 60,877	68,313 - 76,557	86,555 - 99,458	112,021 - 121,903
03	41,679 - 46,572	60,878 - 67,462	76,558 - 82,053	99,459 - 108,061	121,904 - 128,492
04	46,573 - 47,969	67,463 - 69,486	82,054 - 84,515	108,062 - 111,303	128,493 - 132,347
05	47,970 - 49,408	69,487 - 71,571	84,516 - 87,050	111,304 - 114,642	132,348 - 136,317

Series: 1531

Locality Area: Alaska



Special Pay Tables

Report Run On: April 10, 2019

Page 4 of 311

PPS: AK305A01 OPM: 305A PROFESSIONAL Path: ZP Effective:06-Jan-19
 Prev. Yr Rate: 0.2802 Curr. Yr Rate: 0.0028 Loc. Diff: 0.78 Gen. Inc. 1.40 Issued:28-Mar-19

Band:	I	II	III	IV	V
Gs Range:	1-6	7-10	11-12	13-14	15-15
Interval					
01	0 - 0	51,707 - 64,677	72,937 - 87,510	98,842 - 122,399	137,390 - 150,328
02	42,719 - 48,096	64,678 - 78,040	87,511 - 101,131	122,400 - 140,067	150,329 - 160,031
03	48,097 - 54,823	78,041 - 86,949	101,132 - 110,211	140,068 - 151,845	160,032 - 166,500
04	54,824 - 56,468	86,950 - 89,557	110,212 - 113,517	151,846 - 156,400	166,500 - 166,500
05	56,469 - 58,162	89,558 - 92,244	113,518 - 116,923	156,401 - 161,092	166,500 - 166,500

Counties:

State of Alaska 02 0000 000

Locality Area: Alaska



Special Pay Tables

Report Run On: April 10, 2019

Page 5 of 311

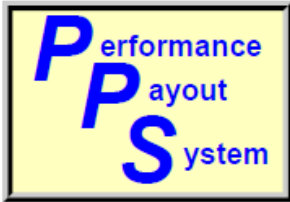
PPS: AK414A01 OPM: 414A PROFESSIONAL Path: ZP Effective:06-Jan-19
 Prev. Yr Rate: 0.2802 Curr. Yr Rate: 0.0028 Loc. Diff: 0.78 Gen. Inc. 1.40 Issued:28-Mar-19

Band:	I	II	III	IV	V
Gs Range:	1-6	7-10	11-12	13-14	15-15
Interval					
01	0 - 0	57,767 - 65,076	76,525 - 87,510	98,842 - 122,399	137,390 - 150,328
02	46,631 - 50,548	65,077 - 78,739	87,511 - 101,131	122,400 - 140,067	150,329 - 160,031
03	50,549 - 57,976	78,740 - 87,848	101,132 - 110,211	140,068 - 151,845	160,032 - 166,500
04	57,977 - 59,715	87,849 - 90,483	110,212 - 113,517	151,846 - 156,400	166,500 - 166,500
05	59,716 - 61,506	90,484 - 93,197	113,518 - 116,923	156,401 - 161,092	166,500 - 166,500

Counties:

State of Alaska 02 0000 000

Locality Area: Alaska



Special Pay Tables

Report Run On: April 10, 2019

Page 6 of 311

PPS: AK422A01 OPM: 422A PROFESSIONAL Path: ZP Effective:06-Jan-19
 Prev. Yr Rate: 0.2802 Curr. Yr Rate: 0.0028 Loc. Diff: 0.78 Gen. Inc. 1.40 Issued:28-Mar-19

Band:	I	II	III	IV	V
Gs Range:	1-6	7-10	11-12	13-14	15-15
Interval					
01	0 - 0	57,767 - 65,076	78,319 - 89,421	98,842 - 122,399	137,390 - 150,328
02	46,631 - 50,548	65,077 - 78,739	89,422 - 104,475	122,400 - 140,067	150,329 - 160,031
03	50,549 - 57,976	78,740 - 87,848	104,476 - 114,511	140,068 - 151,845	160,032 - 166,500
04	57,977 - 59,715	87,849 - 90,483	114,512 - 117,946	151,846 - 156,400	166,500 - 166,500
05	59,716 - 61,506	90,484 - 93,197	117,947 - 121,484	156,401 - 161,092	166,500 - 166,500

Counties:

State of Alaska 02 0000 000

Locality Area: Alaska



Special Pay Tables

Report Run On: April 10, 2019

Page 7 of 311

PPS: AK99AA01 OPM: 99AA PROFESSIONAL Path: ZP Effective:06-Jan-19
 Prev. Yr Rate: 0.2802 Curr. Yr Rate: 0.0028 Loc. Diff: 0.78 Gen. Inc. 1.40 Issued:28-Mar-19

Band:	I	II	III	IV	V
Gs Range:	1-6	7-10	11-12	13-14	15-15
Interval					
01	0 - 0	57,766 - 66,856	78,496 - 90,281	98,842 - 122,399	137,390 - 150,328
02	46,634 - 52,605	66,857 - 81,854	90,282 - 105,979	122,400 - 140,067	150,329 - 160,031
03	52,606 - 60,620	81,855 - 91,853	105,980 - 116,445	140,068 - 151,845	160,032 - 166,500
04	60,621 - 62,439	91,854 - 94,609	116,446 - 119,938	151,846 - 156,400	166,500 - 166,500
05	62,440 - 64,312	94,610 - 97,447	119,939 - 123,536	156,401 - 161,092	166,500 - 166,500

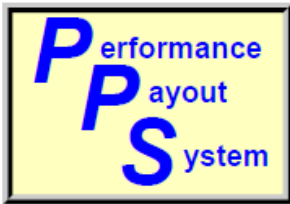
Series: 1550

2210

Counties:

State of Alaska 02 0000 000

Locality Area: Alaska



Special Pay Tables

Report Run On: April 10, 2019

Page 8 of 311

PPS: AKLEO OPM: LEO ADMINISTRATIVE Path: ZA Effective:06-Jan-19
 Prev. Yr Rate: 0.2802 Curr. Yr Rate: 0.0028 Loc. Diff: 0.78 Gen. Inc. 1.40 Issued:28-Mar-19

Band:	I	II	III	IV	V
Gs Range:	1-6	7-10	11-12	13-14	15-15
Interval					
01	24,551 - 41,127	53,108 - 66,904	69,349 - 86,553	98,842 - 122,398	137,390 - 150,326
02	41,128 - 53,559	66,905 - 77,251	86,554 - 99,456	122,399 - 140,065	150,327 - 160,028
03	53,560 - 61,854	77,252 - 84,156	99,457 - 108,061	140,066 - 151,845	160,029 - 166,500
04	61,855 - 63,710	84,157 - 86,681	108,062 - 111,303	151,846 - 156,400	166,500 - 166,500
05	63,711 - 65,621	86,682 - 89,281	111,304 - 114,642	156,401 - 161,092	166,500 - 166,500

Series: 1811

Locality Area: Alaska



Special Pay Tables

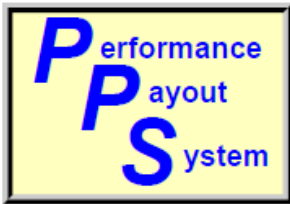
Report Run On: April 10, 2019

Page 9 of 311

PPS: AL030501 OPM: 0305 PROFESSIONAL Path: ZP Effective:06-Jan-19
 Prev. Yr Rate: 0.1650 Curr. Yr Rate: 0.0017 Loc. Diff: 0.86 Gen. Inc. 1.40 Issued:28-Mar-19

Band:	I	II	III	IV	V
Gs Range:	1-6	7-10	11-12	13-14	15-15
Interval					
01	34,240 - 34,555	42,606 - 56,827	63,054 - 78,698	89,869 - 111,288	124,919 - 141,574
02	34,556 - 43,730	56,828 - 67,493	78,699 - 90,430	111,289 - 127,352	141,575 - 154,065
03	43,731 - 49,847	67,494 - 74,604	90,431 - 98,252	127,353 - 138,062	154,066 - 162,393
04	49,848 - 51,342	74,605 - 76,842	98,253 - 101,200	138,063 - 142,204	162,394 - 166,500
05	51,343 - 52,882	76,843 - 79,147	101,201 - 104,236	142,205 - 146,470	166,500 - 166,500

Locality Area: Albany-Schenectady, NY-MA



Special Pay Tables

Report Run On: April 10, 2019

Page 10 of 311

PPS: AL041401 OPM: 0414 PROFESSIONAL Path: ZP Effective:06-Jan-19
 Prev. Yr Rate: 0.1650 Curr. Yr Rate: 0.0017 Loc. Diff: 0.86 Gen. Inc. 1.40 Issued:28-Mar-19

Band:	I	II	III	IV	V
Gs Range:	1-6	7-10	11-12	13-14	15-15
Interval					
01	0 - 0	47,264 - 56,827	63,054 - 78,698	89,869 - 111,288	124,919 - 141,574
02	38,152 - 43,730	56,828 - 67,493	78,699 - 90,430	111,289 - 127,352	141,575 - 154,065
03	43,731 - 49,847	67,494 - 74,604	90,431 - 98,252	127,353 - 138,062	154,066 - 162,393
04	49,848 - 51,342	74,605 - 76,842	98,253 - 101,200	138,063 - 142,204	162,394 - 166,500
05	51,343 - 52,882	76,843 - 79,147	101,201 - 104,236	142,205 - 146,470	166,500 - 166,500

Locality Area: Albany-Schenectady, NY-MA



Special Pay Tables

Report Run On: April 10, 2019

Page 11 of 311

PPS: AL042201 OPM: 0422 PROFESSIONAL Path: ZP Effective:06-Jan-19
 Prev. Yr Rate: 0.1650 Curr. Yr Rate: 0.0017 Loc. Diff: 0.86 Gen. Inc. 1.40 Issued:28-Mar-19

Band:	I	II	III	IV	V
Gs Range:	1-6	7-10	11-12	13-14	15-15
Interval					
01	0 - 0	47,264 - 56,827	63,054 - 78,698	89,869 - 111,288	124,919 - 141,574
02	38,152 - 43,730	56,828 - 67,493	78,699 - 90,430	111,289 - 127,352	141,575 - 154,065
03	43,731 - 49,847	67,494 - 74,604	90,431 - 98,252	127,353 - 138,062	154,066 - 162,393
04	49,848 - 51,342	74,605 - 76,842	98,253 - 101,200	138,063 - 142,204	162,394 - 166,500
05	51,343 - 52,882	76,843 - 79,147	101,201 - 104,236	142,205 - 146,470	166,500 - 166,500

Locality Area: Albany-Schenectady, NY-MA



Special Pay Tables

Report Run On: April 10, 2019

Page 12 of 311

PPS: AL999B01 OPM: 999B PROFESSIONAL Path: ZP Effective:06-Jan-19
 Prev. Yr Rate: 0.1650 Curr. Yr Rate: 0.0017 Loc. Diff: 0.86 Gen. Inc. 1.40 Issued:28-Mar-19

Band:	I	II	III	IV	V
Gs Range:	1-6	7-10	11-12	13-14	15-15
Interval					
01	0 - 0	48,353 - 57,071	63,490 - 78,698	89,869 - 111,288	124,919 - 141,574
02	40,503 - 45,910	57,072 - 67,920	78,699 - 90,430	111,289 - 127,352	141,575 - 154,065
03	45,911 - 52,650	67,921 - 75,152	90,431 - 98,252	127,353 - 138,062	154,066 - 162,393
04	52,651 - 54,230	75,153 - 77,407	98,253 - 101,200	138,063 - 142,204	162,394 - 166,500
05	54,231 - 55,857	77,408 - 79,729	101,201 - 104,236	142,205 - 146,470	166,500 - 166,500

Series:

1550

2210

Locality Area: Albany-Schenectady, NY-MA



Special Pay Tables

Report Run On: April 10, 2019

Page 13 of 311

PPS: AL999C01 OPM: 999C PROFESSIONAL Path: ZP Effective:06-Jan-19
 Prev. Yr Rate: 0.1650 Curr. Yr Rate: 0.0017 Loc. Diff: 0.86 Gen. Inc. 1.40 Issued:28-Mar-19

Band:	I	II	III	IV	V
Gs Range:	1-6	7-10	11-12	13-14	15-15
Interval					
01	0 - 0	49,081 - 57,071	64,566 - 78,698	89,869 - 111,288	124,919 - 141,574
02	41,090 - 46,504	57,072 - 67,920	78,699 - 90,430	111,289 - 127,352	141,575 - 154,065
03	46,505 - 53,413	67,921 - 75,152	90,431 - 98,252	127,353 - 138,062	154,066 - 162,393
04	53,414 - 55,015	75,153 - 77,407	98,253 - 101,200	138,063 - 142,204	162,394 - 166,500
05	55,016 - 56,665	77,408 - 79,729	101,201 - 104,236	142,205 - 146,470	166,500 - 166,500

Series:

1550

2210

Locality Area: Albany-Schenectady, NY-MA



Special Pay Tables

Report Run On: April 10, 2019

Page 14 of 311

PPS: AL999D01 OPM: 999D PROFESSIONAL Path: ZP Effective:06-Jan-19
 Prev. Yr Rate: 0.1650 Curr. Yr Rate: 0.0017 Loc. Diff: 0.86 Gen. Inc. 1.40 Issued:28-Mar-19

Band:	I	II	III	IV	V
Gs Range:	1-6	7-10	11-12	13-14	15-15
Interval					
01	0 - 0	50,171 - 57,842	63,054 - 78,698	89,869 - 111,288	124,919 - 141,574
02	41,971 - 47,394	57,843 - 69,268	78,699 - 90,430	111,289 - 127,352	141,575 - 154,065
03	47,395 - 54,557	69,269 - 76,886	90,431 - 98,252	127,353 - 138,062	154,066 - 162,393
04	54,558 - 56,194	76,887 - 79,193	98,253 - 101,200	138,063 - 142,204	162,394 - 166,500
05	56,195 - 57,880	79,194 - 81,569	101,201 - 104,236	142,205 - 146,470	166,500 - 166,500

Series:

1550

2210

Locality Area: Albany-Schenectady, NY-MA



Special Pay Tables

Report Run On: April 10, 2019

Page 15 of 311

PPS: AL999E01 OPM: 999E PROFESSIONAL Path: ZP Effective:06-Jan-19
 Prev. Yr Rate: 0.1650 Curr. Yr Rate: 0.0017 Loc. Diff: 0.86 Gen. Inc. 1.40 Issued:28-Mar-19

Band:	I	II	III	IV	V
Gs Range:	1-6	7-10	11-12	13-14	15-15
Interval					
01	0 - 0	50,898 - 58,355	63,054 - 78,698	89,869 - 111,288	124,919 - 141,574
02	42,558 - 47,987	58,356 - 70,167	78,699 - 90,430	111,289 - 127,352	141,575 - 154,065
03	47,988 - 55,320	70,168 - 78,042	90,431 - 98,252	127,353 - 138,062	154,066 - 162,393
04	55,321 - 56,980	78,043 - 80,383	98,253 - 101,200	138,063 - 142,204	162,394 - 166,500
05	56,981 - 58,689	80,384 - 82,794	101,201 - 104,236	142,205 - 146,470	166,500 - 166,500

Series: 1550 2210

Locality Area: Albany-Schenectady, NY-MA



Special Pay Tables

Report Run On: April 10, 2019

Page 16 of 311

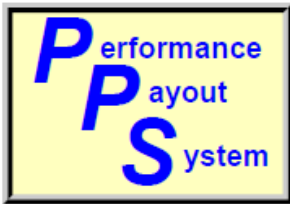
PPS: AL999F01 OPM: 999F PROFESSIONAL Path: ZP Effective:06-Jan-19
 Prev. Yr Rate: 0.1650 Curr. Yr Rate: 0.0017 Loc. Diff: 0.86 Gen. Inc. 1.40 Issued:28-Mar-19

Band:	I	II	III	IV	V
Gs Range:	1-6	7-10	11-12	13-14	15-15
Interval					
01	0 - 0	52,353 - 56,827	63,054 - 78,698	89,869 - 111,288	124,919 - 141,574
02	43,732 - 49,174	56,828 - 67,493	78,699 - 90,430	111,289 - 127,352	141,575 - 154,065
03	49,175 - 56,846	67,494 - 74,604	90,431 - 98,252	127,353 - 138,062	154,066 - 162,393
04	56,847 - 58,551	74,605 - 76,842	98,253 - 101,200	138,063 - 142,204	162,394 - 166,500
05	58,552 - 60,308	76,843 - 79,147	101,201 - 104,236	142,205 - 146,470	166,500 - 166,500

Series: 1550

2210

Locality Area: Albany-Schenectady, NY-MA



Special Pay Tables

Report Run On: April 10, 2019

Page 17 of 311

PPS: ALLEO OPM: LEO ADMINISTRATIVE Path: ZA Effective:06-Jan-19
 Prev. Yr Rate: 0.1650 Curr. Yr Rate: 0.0017 Loc. Diff: 0.86 Gen. Inc. 1.40 Issued:28-Mar-19

Band:	I	II	III	IV	V
Gs Range:	1-6	7-10	11-12	13-14	15-15
Interval					
01	22,322 - 37,394	48,287 - 60,831	63,054 - 78,694	89,869 - 111,285	124,919 - 141,571
02	37,395 - 48,698	60,832 - 70,239	78,695 - 90,424	111,286 - 127,347	141,572 - 154,060
03	48,699 - 56,239	70,240 - 76,517	90,425 - 98,252	127,348 - 138,062	154,061 - 162,393
04	56,240 - 57,926	76,518 - 78,813	98,253 - 101,200	138,063 - 142,204	162,394 - 166,500
05	57,927 - 59,664	78,814 - 81,177	101,201 - 104,236	142,205 - 146,470	166,500 - 166,500

Series: 1811

Locality Area: Albany-Schenectady, NY-MA



Special Pay Tables

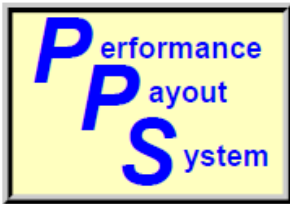
Report Run On: April 10, 2019

Page 18 of 311

PPS: AQ030501 OPM: 0305 PROFESSIONAL Path: ZP Effective:06-Jan-19
 Prev. Yr Rate: 0.1576 Curr. Yr Rate: 0.0016 Loc. Diff: 0.87 Gen. Inc. 1.40 Issued:28-Mar-19

Band:	I	II	III	IV	V
Gs Range:	1-6	7-10	11-12	13-14	15-15
Interval					
01	34,240 - 34,264	42,246 - 56,347	62,521 - 78,033	89,110 - 110,348	123,863 - 140,378
02	34,265 - 43,361	56,348 - 66,923	78,034 - 89,666	110,349 - 126,276	140,379 - 152,764
03	43,362 - 49,426	66,924 - 73,974	89,667 - 97,422	126,277 - 136,895	152,765 - 161,021
04	49,427 - 50,909	73,975 - 76,193	97,423 - 100,345	136,896 - 141,002	161,022 - 165,852
05	50,910 - 52,436	76,194 - 78,479	100,346 - 103,355	141,003 - 145,232	165,853 - 166,500

Locality Area: Albuquerque-Santa Fe-Las Vegas, NM



Special Pay Tables

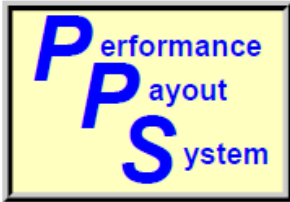
Report Run On: April 10, 2019

Page 19 of 311

PPS: AQ041401 OPM: 0414 PROFESSIONAL Path: ZP Effective:06-Jan-19
 Prev. Yr Rate: 0.1576 Curr. Yr Rate: 0.0016 Loc. Diff: 0.87 Gen. Inc. 1.40 Issued:28-Mar-19

Band:	I	II	III	IV	V
Gs Range:	1-6	7-10	11-12	13-14	15-15
Interval					
01	0 - 0	47,264 - 56,347	62,521 - 78,033	89,110 - 110,348	123,863 - 140,378
02	38,152 - 43,361	56,348 - 66,923	78,034 - 89,666	110,349 - 126,276	140,379 - 152,764
03	43,362 - 49,426	66,924 - 73,974	89,667 - 97,422	126,277 - 136,895	152,765 - 161,021
04	49,427 - 50,909	73,975 - 76,193	97,423 - 100,345	136,896 - 141,002	161,022 - 165,852
05	50,910 - 52,436	76,194 - 78,479	100,346 - 103,355	141,003 - 145,232	165,853 - 166,500

Locality Area: Albuquerque-Santa Fe-Las Vegas, NM



Special Pay Tables

Report Run On: April 10, 2019

Page 20 of 311

PPS: AQ042201 OPM: 0422 PROFESSIONAL Path: ZP Effective:06-Jan-19
 Prev. Yr Rate: 0.1576 Curr. Yr Rate: 0.0016 Loc. Diff: 0.87 Gen. Inc. 1.40 Issued:28-Mar-19

Band:	I	II	III	IV	V
Gs Range:	1-6	7-10	11-12	13-14	15-15
Interval					
01	0 - 0	47,264 - 56,347	62,775 - 78,033	89,110 - 110,348	123,863 - 140,378
02	38,152 - 43,361	56,348 - 66,923	78,034 - 89,666	110,349 - 126,276	140,379 - 152,764
03	43,362 - 49,426	66,924 - 73,974	89,667 - 97,422	126,277 - 136,895	152,765 - 161,021
04	49,427 - 50,909	73,975 - 76,193	97,423 - 100,345	136,896 - 141,002	161,022 - 165,852
05	50,910 - 52,436	76,194 - 78,479	100,346 - 103,355	141,003 - 145,232	165,853 - 166,500

Locality Area: Albuquerque-Santa Fe-Las Vegas, NM



Special Pay Tables

Report Run On: April 10, 2019

Page 21 of 311

PPS: AQ999B01 OPM: 999B PROFESSIONAL Path: ZP Effective:06-Jan-19
 Prev. Yr Rate: 0.1576 Curr. Yr Rate: 0.0016 Loc. Diff: 0.87 Gen. Inc. 1.40 Issued:28-Mar-19

Band:	I	II	III	IV	V
Gs Range:	1-6	7-10	11-12	13-14	15-15
Interval					
01	0 - 0	48,353 - 56,871	63,490 - 78,033	89,110 - 110,348	123,863 - 140,378
02	40,503 - 45,869	56,872 - 67,840	78,034 - 89,666	110,349 - 126,276	140,379 - 152,764
03	45,870 - 52,650	67,841 - 75,152	89,667 - 97,422	126,277 - 136,895	152,765 - 161,021
04	52,651 - 54,230	75,153 - 77,407	97,423 - 100,345	136,896 - 141,002	161,022 - 165,852
05	54,231 - 55,857	77,408 - 79,729	100,346 - 103,355	141,003 - 145,232	165,853 - 166,500

Series: 1550

2210

Locality Area: Albuquerque-Santa Fe-Las Vegas, NM



Special Pay Tables

Report Run On: April 10, 2019

Page 22 of 311

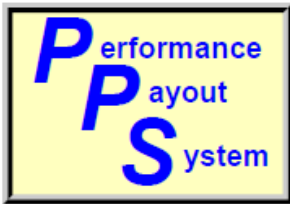
PPS: AQ999C01 OPM: 999C PROFESSIONAL Path: ZP Effective:06-Jan-19
 Prev. Yr Rate: 0.1576 Curr. Yr Rate: 0.0016 Loc. Diff: 0.87 Gen. Inc. 1.40 Issued:28-Mar-19

Band:	I	II	III	IV	V
Gs Range:	1-6	7-10	11-12	13-14	15-15
Interval					
01	0 - 0	49,081 - 56,871	64,566 - 78,033	89,110 - 110,348	123,863 - 140,378
02	41,090 - 46,462	56,872 - 67,840	78,034 - 89,666	110,349 - 126,276	140,379 - 152,764
03	46,463 - 53,413	67,841 - 75,152	89,667 - 97,422	126,277 - 136,895	152,765 - 161,021
04	53,414 - 55,015	75,153 - 77,407	97,423 - 100,345	136,896 - 141,002	161,022 - 165,852
05	55,016 - 56,665	77,408 - 79,729	100,346 - 103,355	141,003 - 145,232	165,853 - 166,500

Series: 1550

2210

Locality Area: Albuquerque-Santa Fe-Las Vegas, NM



Special Pay Tables

Report Run On: April 10, 2019

Page 23 of 311

PPS: AQ999D01 OPM: 999D PROFESSIONAL Path: ZP Effective:06-Jan-19
 Prev. Yr Rate: 0.1576 Curr. Yr Rate: 0.0016 Loc. Diff: 0.87 Gen. Inc. 1.40 Issued:28-Mar-19

Band:	I	II	III	IV	V
Gs Range:	1-6	7-10	11-12	13-14	15-15
Interval					
01	0 - 0	50,171 - 57,642	62,521 - 78,033	89,110 - 110,348	123,863 - 140,378
02	41,971 - 47,352	57,643 - 69,188	78,034 - 89,666	110,349 - 126,276	140,379 - 152,764
03	47,353 - 54,557	69,189 - 76,886	89,667 - 97,422	126,277 - 136,895	152,765 - 161,021
04	54,558 - 56,194	76,887 - 79,193	97,423 - 100,345	136,896 - 141,002	161,022 - 165,852
05	56,195 - 57,880	79,194 - 81,569	100,346 - 103,355	141,003 - 145,232	165,853 - 166,500

Series: 1550 2210

Locality Area: Albuquerque-Santa Fe-Las Vegas, NM



Special Pay Tables

Report Run On: April 10, 2019

Page 24 of 311

PPS: AQ999E01 OPM: 999E PROFESSIONAL Path: ZP Effective:06-Jan-19
 Prev. Yr Rate: 0.1576 Curr. Yr Rate: 0.0016 Loc. Diff: 0.87 Gen. Inc. 1.40 Issued:28-Mar-19

Band:	I	II	III	IV	V
Gs Range:	1-6	7-10	11-12	13-14	15-15
Interval					
01	0 - 0	50,898 - 58,155	62,521 - 78,033	89,110 - 110,348	123,863 - 140,378
02	42,558 - 47,945	58,156 - 70,087	78,034 - 89,666	110,349 - 126,276	140,379 - 152,764
03	47,946 - 55,320	70,088 - 78,042	89,667 - 97,422	126,277 - 136,895	152,765 - 161,021
04	55,321 - 56,980	78,043 - 80,383	97,423 - 100,345	136,896 - 141,002	161,022 - 165,852
05	56,981 - 58,689	80,384 - 82,794	100,346 - 103,355	141,003 - 145,232	165,853 - 166,500

Series: 1550 2210

Locality Area: Albuquerque-Santa Fe-Las Vegas, NM



Special Pay Tables

Report Run On: April 10, 2019

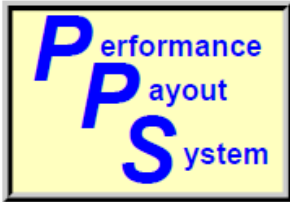
Page 25 of 311

PPS: AQ999F01 OPM: 999F PROFESSIONAL Path: ZP Effective:06-Jan-19
 Prev. Yr Rate: 0.1576 Curr. Yr Rate: 0.0016 Loc. Diff: 0.87 Gen. Inc. 1.40 Issued:28-Mar-19

Band:	I	II	III	IV	V
Gs Range:	1-6	7-10	11-12	13-14	15-15
Interval					
01	0 - 0	52,353 - 56,347	62,521 - 78,033	89,110 - 110,348	123,863 - 140,378
02	43,732 - 49,132	56,348 - 66,923	78,034 - 89,666	110,349 - 126,276	140,379 - 152,764
03	49,133 - 56,846	66,924 - 73,974	89,667 - 97,422	126,277 - 136,895	152,765 - 161,021
04	56,847 - 58,551	73,975 - 76,193	97,423 - 100,345	136,896 - 141,002	161,022 - 165,852
05	58,552 - 60,308	76,194 - 78,479	100,346 - 103,355	141,003 - 145,232	165,853 - 166,500

Series: 1550 2210

Locality Area: Albuquerque-Santa Fe-Las Vegas, NM



Special Pay Tables

Report Run On: April 10, 2019

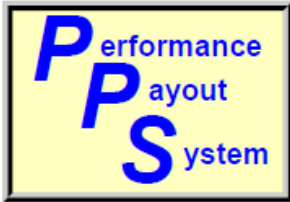
Page 26 of 311

PPS: AQLEO OPM: LEO ADMINISTRATIVE Path: ZA Effective:06-Jan-19
 Prev. Yr Rate: 0.1576 Curr. Yr Rate: 0.0016 Loc. Diff: 0.87 Gen. Inc. 1.40 Issued:28-Mar-19

Band:	I	II	III	IV	V
Gs Range:	1-6	7-10	11-12	13-14	15-15
Interval					
01	22,134 - 37,078	47,879 - 60,319	62,521 - 78,029	89,110 - 110,346	123,863 - 140,375
02	37,079 - 48,286	60,320 - 69,649	78,030 - 89,660	110,347 - 126,273	140,376 - 152,759
03	48,287 - 55,764	69,650 - 75,870	89,661 - 97,422	126,274 - 136,895	152,760 - 161,021
04	55,765 - 57,437	75,871 - 78,146	97,423 - 100,345	136,896 - 141,002	161,022 - 165,852
05	57,438 - 59,160	78,147 - 80,490	100,346 - 103,355	141,003 - 145,232	165,853 - 166,500

Series: 1811

Locality Area: Albuquerque-Santa Fe-Las Vegas, NM



Special Pay Tables

Report Run On: April 10, 2019

Page 27 of 311

PPS: ATL007203 OPM: 0072 CLERICAL AND SUPPORT Path: ZS Effective:06-Jan-19
 Prev. Yr Rate: 0.2116 Curr. Yr Rate: 0.0021 Loc. Diff: 0.83 Gen. Inc. 1.40 Issued:28-Mar-19

Band:	I	II	III	IV	V
Gs Range:	1-2	3-4	5-6	7-8	9-10
Interval					
01	26,952 - 27,615	30,379 - 34,226	35,701 - 42,829	44,223 - 52,865	54,095 - 64,469
02	27,616 - 30,949	34,227 - 38,577	42,830 - 48,176	52,866 - 59,347	64,470 - 72,250
03	30,950 - 33,171	38,578 - 41,478	48,177 - 51,740	59,348 - 63,668	72,251 - 77,437
04	33,172 - 34,166	41,479 - 42,722	51,741 - 53,292	63,669 - 65,578	77,438 - 79,760
05	34,167 - 35,191	42,723 - 44,004	53,293 - 54,891	65,579 - 67,545	79,761 - 82,153

Counties: Cobb Co. GA 13 0000 067 Clayton Co. GA 13 0000 063 DeKalb Co. GA 13 0000 089
 Fulton Co. GA 13 0000 121 Douglas Co. GA 13 0000 097 Gwinnett Co. GA 13 0000 135
 Rockdale Co. GA 13 0000 247

Locality Area: Atlanta--Athens-Clarke County--Sandy Springs, GA-AL



Special Pay Tables

Report Run On: April 10, 2019

Page 28 of 311

PPS: ATL041401 OPM: 0414 PROFESSIONAL Path: ZP Effective:06-Jan-19
 Prev. Yr Rate: 0.2116 Curr. Yr Rate: 0.0021 Loc. Diff: 0.83 Gen. Inc. 1.40 Issued:28-Mar-19

Band:	I	II	III	IV	V
Gs Range:	1-6	7-10	11-12	13-14	15-15
Interval					
01	0 - 0	47,264 - 58,985	65,448 - 81,686	93,282 - 115,514	129,662 - 146,034
02	38,152 - 45,391	58,986 - 70,056	81,687 - 93,864	115,515 - 132,188	146,035 - 158,314
03	45,392 - 51,740	70,057 - 77,437	93,865 - 101,983	132,189 - 143,304	158,315 - 166,500
04	51,741 - 53,292	77,438 - 79,760	101,984 - 105,042	143,305 - 147,603	166,500 - 166,500
05	53,293 - 54,891	79,761 - 82,153	105,043 - 108,193	147,604 - 152,031	166,500 - 166,500

Locality Area: Atlanta--Athens-Clarke County--Sandy Springs, GA-AL



Special Pay Tables

Report Run On: April 10, 2019

Page 29 of 311

PPS: ATL042201 OPM: 0422 PROFESSIONAL Path: ZP Effective:06-Jan-19
 Prev. Yr Rate: 0.2116 Curr. Yr Rate: 0.0021 Loc. Diff: 0.83 Gen. Inc. 1.40 Issued:28-Mar-19

Band:	I	II	III	IV	V
Gs Range:	1-6	7-10	11-12	13-14	15-15
Interval					
01	0 - 0	47,264 - 58,985	65,448 - 81,686	93,282 - 115,514	129,662 - 146,034
02	38,152 - 45,391	58,986 - 70,056	81,687 - 93,864	115,515 - 132,188	146,035 - 158,314
03	45,392 - 51,740	70,057 - 77,437	93,865 - 101,983	132,189 - 143,304	158,315 - 166,500
04	51,741 - 53,292	77,438 - 79,760	101,984 - 105,042	143,305 - 147,603	166,500 - 166,500
05	53,293 - 54,891	79,761 - 82,153	105,043 - 108,193	147,604 - 152,031	166,500 - 166,500

Locality Area: Atlanta--Athens-Clarke County--Sandy Springs, GA-AL



Special Pay Tables

Report Run On: April 10, 2019

Page 30 of 311

PPS: ATL999B01 OPM: 999B PROFESSIONAL Path: ZP Effective:06-Jan-19
 Prev. Yr Rate: 0.2116 Curr. Yr Rate: 0.0021 Loc. Diff: 0.83 Gen. Inc. 1.40 Issued:28-Mar-19

Band:	I	II	III	IV	V
Gs Range:	1-6	7-10	11-12	13-14	15-15
Interval					
01	0 - 0	48,353 - 58,985	65,448 - 81,686	93,282 - 115,514	129,662 - 146,034
02	40,503 - 46,099	58,986 - 70,056	81,687 - 93,864	115,515 - 132,188	146,035 - 158,314
03	46,100 - 52,650	70,057 - 77,437	93,865 - 101,983	132,189 - 143,304	158,315 - 166,500
04	52,651 - 54,230	77,438 - 79,760	101,984 - 105,042	143,305 - 147,603	166,500 - 166,500
05	54,231 - 55,857	79,761 - 82,153	105,043 - 108,193	147,604 - 152,031	166,500 - 166,500

Series: 1550

2210

Locality Area: Atlanta--Athens-Clarke County--Sandy Springs, GA-AL



Special Pay Tables

Report Run On: April 10, 2019

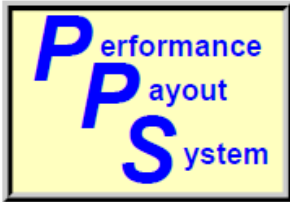
Page 31 of 311

PPS: ATLEO OPM: LEO ADMINISTRATIVE Path: ZA Effective:06-Jan-19
 Prev. Yr Rate: 0.2116 Curr. Yr Rate: 0.0021 Loc. Diff: 0.83 Gen. Inc. 1.40 Issued:28-Mar-19

Band:	I	II	III	IV	V
Gs Range:	1-6	7-10	11-12	13-14	15-15
Interval					
01	23,170 - 38,814	50,121 - 63,141	65,448 - 81,684	93,282 - 115,514	129,662 - 146,034
02	38,815 - 50,547	63,142 - 72,906	81,685 - 93,861	115,515 - 132,188	146,035 - 158,313
03	50,548 - 58,375	72,907 - 79,422	93,862 - 101,983	132,189 - 143,304	158,314 - 166,500
04	58,376 - 60,126	79,423 - 81,805	101,984 - 105,042	143,305 - 147,603	166,500 - 166,500
05	60,127 - 61,930	81,806 - 84,259	105,043 - 108,193	147,604 - 152,031	166,500 - 166,500

Series: 1811

Locality Area: Atlanta--Athens-Clarke County--Sandy Springs, GA-AL



Special Pay Tables

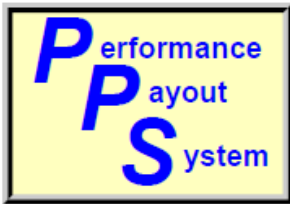
Report Run On: April 10, 2019

Page 32 of 311

PPS: AU030501 OPM: 0305 PROFESSIONAL Path: ZP Effective:06-Jan-19
 Prev. Yr Rate: 0.1671 Curr. Yr Rate: 0.0017 Loc. Diff: 0.86 Gen. Inc. 1.40 Issued:28-Mar-19

Band:	I	II	III	IV	V
Gs Range:	1-6	7-10	11-12	13-14	15-15
Interval					
01	34,240 - 34,635	42,704 - 56,958	63,199 - 78,879	90,077 - 111,545	125,206 - 141,900
02	34,636 - 43,831	56,959 - 67,649	78,880 - 90,638	111,546 - 127,646	141,901 - 154,420
03	43,832 - 49,962	67,650 - 74,776	90,639 - 98,478	127,647 - 138,380	154,421 - 162,767
04	49,963 - 51,461	74,777 - 77,019	98,479 - 101,432	138,381 - 142,531	162,768 - 166,500
05	51,462 - 53,005	77,020 - 79,330	101,433 - 104,475	142,532 - 146,807	166,500 - 166,500

Locality Area: Austin-Round Rock, TX



Special Pay Tables

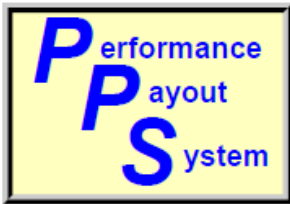
Report Run On: April 10, 2019

Page 33 of 311

PPS: AU041401 OPM: 0414 PROFESSIONAL Path: ZP Effective:06-Jan-19
 Prev. Yr Rate: 0.1671 Curr. Yr Rate: 0.0017 Loc. Diff: 0.86 Gen. Inc. 1.40 Issued:28-Mar-19

Band:	I	II	III	IV	V
Gs Range:	1-6	7-10	11-12	13-14	15-15
Interval					
01	0 - 0	47,264 - 56,958	63,199 - 78,879	90,077 - 111,545	125,206 - 141,900
02	38,152 - 43,831	56,959 - 67,649	78,880 - 90,638	111,546 - 127,646	141,901 - 154,420
03	43,832 - 49,962	67,650 - 74,776	90,639 - 98,478	127,647 - 138,380	154,421 - 162,767
04	49,963 - 51,461	74,777 - 77,019	98,479 - 101,432	138,381 - 142,531	162,768 - 166,500
05	51,462 - 53,005	77,020 - 79,330	101,433 - 104,475	142,532 - 146,807	166,500 - 166,500

Locality Area: Austin-Round Rock, TX



Special Pay Tables

Report Run On: April 10, 2019

Page 34 of 311

PPS: AU042201 OPM: 0422 PROFESSIONAL Path: ZP Effective:06-Jan-19
 Prev. Yr Rate: 0.1671 Curr. Yr Rate: 0.0017 Loc. Diff: 0.86 Gen. Inc. 1.40 Issued:28-Mar-19

Band:	I	II	III	IV	V
Gs Range:	1-6	7-10	11-12	13-14	15-15
Interval					
01	0 - 0	47,264 - 56,958	63,199 - 78,879	90,077 - 111,545	125,206 - 141,900
02	38,152 - 43,831	56,959 - 67,649	78,880 - 90,638	111,546 - 127,646	141,901 - 154,420
03	43,832 - 49,962	67,650 - 74,776	90,639 - 98,478	127,647 - 138,380	154,421 - 162,767
04	49,963 - 51,461	74,777 - 77,019	98,479 - 101,432	138,381 - 142,531	162,768 - 166,500
05	51,462 - 53,005	77,020 - 79,330	101,433 - 104,475	142,532 - 146,807	166,500 - 166,500

Locality Area: Austin-Round Rock, TX



Special Pay Tables

Report Run On: April 10, 2019

Page 35 of 311

PPS: AU999B01 OPM: 999B PROFESSIONAL Path: ZP Effective:06-Jan-19
 Prev. Yr Rate: 0.1671 Curr. Yr Rate: 0.0017 Loc. Diff: 0.86 Gen. Inc. 1.40 Issued:28-Mar-19

Band:	I	II	III	IV	V
Gs Range:	1-6	7-10	11-12	13-14	15-15
Interval					
01	0 - 0	48,353 - 57,125	63,490 - 78,879	90,077 - 111,545	125,206 - 141,900
02	40,503 - 45,922	57,126 - 67,941	78,880 - 90,638	111,546 - 127,646	141,901 - 154,420
03	45,923 - 52,650	67,942 - 75,152	90,639 - 98,478	127,647 - 138,380	154,421 - 162,767
04	52,651 - 54,230	75,153 - 77,407	98,479 - 101,432	138,381 - 142,531	162,768 - 166,500
05	54,231 - 55,857	77,408 - 79,729	101,433 - 104,475	142,532 - 146,807	166,500 - 166,500

Series: 1550

2210

Locality Area: Austin-Round Rock, TX



Special Pay Tables

Report Run On: April 10, 2019

Page 36 of 311

PPS: AU999C01 OPM: 999C PROFESSIONAL Path: ZP Effective:06-Jan-19
 Prev. Yr Rate: 0.1671 Curr. Yr Rate: 0.0017 Loc. Diff: 0.86 Gen. Inc. 1.40 Issued:28-Mar-19

Band:	I	II	III	IV	V
Gs Range:	1-6	7-10	11-12	13-14	15-15
Interval					
01	0 - 0	49,081 - 57,125	64,566 - 78,879	90,077 - 111,545	125,206 - 141,900
02	41,090 - 46,515	57,126 - 67,941	78,880 - 90,638	111,546 - 127,646	141,901 - 154,420
03	46,516 - 53,413	67,942 - 75,152	90,639 - 98,478	127,647 - 138,380	154,421 - 162,767
04	53,414 - 55,015	75,153 - 77,407	98,479 - 101,432	138,381 - 142,531	162,768 - 166,500
05	55,016 - 56,665	77,408 - 79,729	101,433 - 104,475	142,532 - 146,807	166,500 - 166,500

Series: 1550

2210

Locality Area: Austin-Round Rock, TX



Special Pay Tables

Report Run On: April 10, 2019

Page 37 of 311

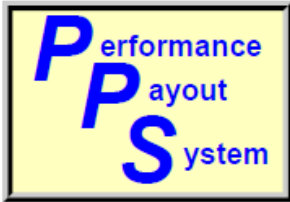
PPS: AU999D01 OPM: 999D PROFESSIONAL Path: ZP Effective:06-Jan-19
 Prev. Yr Rate: 0.1671 Curr. Yr Rate: 0.0017 Loc. Diff: 0.86 Gen. Inc. 1.40 Issued:28-Mar-19

Band:	I	II	III	IV	V
Gs Range:	1-6	7-10	11-12	13-14	15-15
Interval					
01	0 - 0	50,171 - 57,896	63,199 - 78,879	90,077 - 111,545	125,206 - 141,900
02	41,971 - 47,405	57,897 - 69,290	78,880 - 90,638	111,546 - 127,646	141,901 - 154,420
03	47,406 - 54,557	69,291 - 76,886	90,639 - 98,478	127,647 - 138,380	154,421 - 162,767
04	54,558 - 56,194	76,887 - 79,193	98,479 - 101,432	138,381 - 142,531	162,768 - 166,500
05	56,195 - 57,880	79,194 - 81,569	101,433 - 104,475	142,532 - 146,807	166,500 - 166,500

Series: 1550

2210

Locality Area: Austin-Round Rock, TX



Special Pay Tables

Report Run On: April 10, 2019

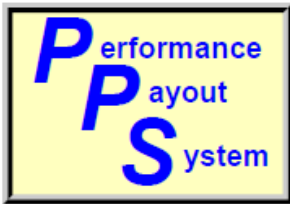
Page 38 of 311

PPS: AU999E01 OPM: 999E PROFESSIONAL Path: ZP Effective:06-Jan-19
 Prev. Yr Rate: 0.1671 Curr. Yr Rate: 0.0017 Loc. Diff: 0.86 Gen. Inc. 1.40 Issued:28-Mar-19

Band:	I	II	III	IV	V
Gs Range:	1-6	7-10	11-12	13-14	15-15
Interval					
01	0 - 0	50,898 - 58,410	63,199 - 78,879	90,077 - 111,545	125,206 - 141,900
02	42,558 - 47,999	58,411 - 70,189	78,880 - 90,638	111,546 - 127,646	141,901 - 154,420
03	48,000 - 55,320	70,190 - 78,042	90,639 - 98,478	127,647 - 138,380	154,421 - 162,767
04	55,321 - 56,980	78,043 - 80,383	98,479 - 101,432	138,381 - 142,531	162,768 - 166,500
05	56,981 - 58,689	80,384 - 82,794	101,433 - 104,475	142,532 - 146,807	166,500 - 166,500

Series: 1550 2210

Locality Area: Austin-Round Rock, TX



Special Pay Tables

Report Run On: April 10, 2019

Page 39 of 311

PPS: AU999F01 OPM: 999F PROFESSIONAL Path: ZP Effective:06-Jan-19
 Prev. Yr Rate: 0.1671 Curr. Yr Rate: 0.0017 Loc. Diff: 0.86 Gen. Inc. 1.40 Issued:28-Mar-19

Band:	I	II	III	IV	V
Gs Range:	1-6	7-10	11-12	13-14	15-15
Interval					
01	0 - 0	52,353 - 56,958	63,199 - 78,879	90,077 - 111,545	125,206 - 141,900
02	43,732 - 49,186	56,959 - 67,649	78,880 - 90,638	111,546 - 127,646	141,901 - 154,420
03	49,187 - 56,846	67,650 - 74,776	90,639 - 98,478	127,647 - 138,380	154,421 - 162,767
04	56,847 - 58,551	74,777 - 77,019	98,479 - 101,432	138,381 - 142,531	162,768 - 166,500
05	58,552 - 60,308	77,020 - 79,330	101,433 - 104,475	142,532 - 146,807	166,500 - 166,500

Series: 1550 2210

Locality Area: Austin-Round Rock, TX



Special Pay Tables

Report Run On: April 10, 2019

Page 40 of 311

PPS: AULEO OPM: LEO ADMINISTRATIVE Path: ZA Effective:06-Jan-19
 Prev. Yr Rate: 0.1671 Curr. Yr Rate: 0.0017 Loc. Diff: 0.86 Gen. Inc. 1.40 Issued:28-Mar-19

Band:	I	II	III	IV	V
Gs Range:	1-6	7-10	11-12	13-14	15-15
Interval					
01	22,374 - 37,482	48,398 - 60,970	63,199 - 78,875	90,077 - 111,545	125,206 - 141,898
02	37,483 - 48,813	60,971 - 70,399	78,876 - 90,632	111,546 - 127,646	141,899 - 154,417
03	48,814 - 56,369	70,400 - 76,693	90,633 - 98,478	127,647 - 138,380	154,418 - 162,767
04	56,370 - 58,060	76,694 - 78,994	98,479 - 101,432	138,381 - 142,531	162,768 - 166,500
05	58,061 - 59,802	78,995 - 81,364	101,433 - 104,475	142,532 - 146,807	166,500 - 166,500

Series: 1811

Locality Area: Austin-Round Rock, TX



Special Pay Tables

Report Run On: April 10, 2019

Page 41 of 311

PPS: BOS041401 OPM: 0414 PROFESSIONAL Path: ZP Effective:06-Jan-19
 Prev. Yr Rate: 0.2748 Curr. Yr Rate: 0.0028 Loc. Diff: 0.79 Gen. Inc. 1.40 Issued:28-Mar-19

Band:	I	II	III	IV	V
Gs Range:	1-6	7-10	11-12	13-14	15-15
Interval					
01	0 - 0	47,264 - 62,200	69,016 - 86,139	98,366 - 121,810	136,729 - 149,961
02	38,152 - 47,865	62,201 - 73,875	86,140 - 98,981	121,811 - 139,393	149,962 - 159,884
03	47,866 - 54,560	73,876 - 81,658	98,982 - 107,542	139,394 - 151,115	159,885 - 166,500
04	54,561 - 56,197	81,659 - 84,108	107,543 - 110,768	151,116 - 155,648	166,500 - 166,500
05	56,198 - 57,883	84,109 - 86,631	110,769 - 114,091	155,649 - 160,317	166,500 - 166,500

Locality Area: Boston-Worcester-Providence, MA-RI-NH-ME



Special Pay Tables

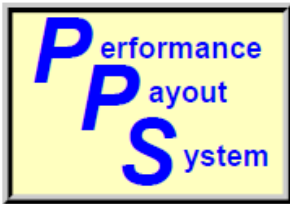
Report Run On: April 10, 2019

Page 42 of 311

PPS: BOS042201 OPM: 0422 PROFESSIONAL Path: ZP Effective:06-Jan-19
 Prev. Yr Rate: 0.2748 Curr. Yr Rate: 0.0028 Loc. Diff: 0.79 Gen. Inc. 1.40 Issued:28-Mar-19

Band:	I	II	III	IV	V
Gs Range:	1-6	7-10	11-12	13-14	15-15
Interval					
01	0 - 0	47,264 - 62,200	69,016 - 86,139	98,366 - 121,810	136,729 - 149,961
02	38,152 - 47,865	62,201 - 73,875	86,140 - 98,981	121,811 - 139,393	149,962 - 159,884
03	47,866 - 54,560	73,876 - 81,658	98,982 - 107,542	139,394 - 151,115	159,885 - 166,500
04	54,561 - 56,197	81,659 - 84,108	107,543 - 110,768	151,116 - 155,648	166,500 - 166,500
05	56,198 - 57,883	84,109 - 86,631	110,769 - 114,091	155,649 - 160,317	166,500 - 166,500

Locality Area: Boston-Worcester-Providence, MA-RI-NH-ME



Special Pay Tables

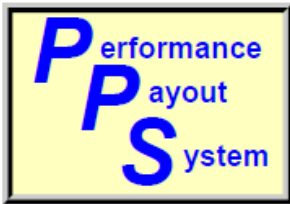
Report Run On: April 10, 2019

Page 43 of 311

PPS: BOS983C03 OPM: 983C CLERICAL AND SUPPORT Path: ZS Effective:06-Jan-19
 Prev. Yr Rate: 0.2748 Curr. Yr Rate: 0.0028 Loc. Diff: 0.79 Gen. Inc. 1.40 Issued:28-Mar-19

Band:	I	II	III	IV	V
Gs Range:	1-2	3-4	5-6	7-8	9-10
Interval					
01	24,433 - 28,939	35,939 - 37,415	40,210 - 46,814	49,808 - 56,614	57,043 - 67,983
02	28,940 - 32,318	37,416 - 42,996	46,815 - 53,689	56,615 - 64,100	67,984 - 76,188
03	32,319 - 34,571	42,997 - 46,716	53,690 - 58,273	64,101 - 69,090	76,189 - 81,658
04	34,572 - 35,608	46,717 - 48,117	58,274 - 60,021	69,091 - 71,163	81,659 - 84,108
05	35,609 - 36,676	48,118 - 49,561	60,022 - 61,822	71,164 - 73,298	84,109 - 86,631

Locality Area: Boston-Worcester-Providence, MA-RI-NH-ME



Special Pay Tables

Report Run On: April 10, 2019

Page 44 of 311

PPS: BOS999D01 OPM: 999D PROFESSIONAL Path: ZP Effective:06-Jan-19
 Prev. Yr Rate: 0.2748 Curr. Yr Rate: 0.0028 Loc. Diff: 0.79 Gen. Inc. 1.40 Issued:28-Mar-19

Band:	I	II	III	IV	V
Gs Range:	1-6	7-10	11-12	13-14	15-15
Interval					
01	0 - 0	50,171 - 62,200	69,016 - 86,139	98,366 - 121,810	136,729 - 149,961
02	41,971 - 47,865	62,201 - 73,875	86,140 - 98,981	121,811 - 139,393	149,962 - 159,884
03	47,866 - 54,560	73,876 - 81,658	98,982 - 107,542	139,394 - 151,115	159,885 - 166,500
04	54,561 - 56,197	81,659 - 84,108	107,543 - 110,768	151,116 - 155,648	166,500 - 166,500
05	56,198 - 57,883	84,109 - 86,631	110,769 - 114,091	155,649 - 160,317	166,500 - 166,500

Series: 1550

2210

Locality Area: Boston-Worcester-Providence, MA-RI-NH-ME



Special Pay Tables

Report Run On: April 10, 2019

Page 45 of 311

PPS: BOSLEO OPM: LEO ADMINISTRATIVE Path: ZA Effective:06-Jan-19
 Prev. Yr Rate: 0.2748 Curr. Yr Rate: 0.0028 Loc. Diff: 0.79 Gen. Inc. 1.40 Issued:28-Mar-19

Band:	I	II	III	IV	V
Gs Range:	1-6	7-10	11-12	13-14	15-15
Interval					
01	24,433 - 40,929	52,852 - 66,584	69,016 - 86,136	98,366 - 121,810	136,729 - 149,957
02	40,930 - 53,301	66,585 - 76,883	86,137 - 98,976	121,811 - 139,393	149,958 - 159,878
03	53,302 - 61,557	76,884 - 83,751	98,977 - 107,542	139,394 - 151,115	159,879 - 166,500
04	61,558 - 63,404	83,752 - 86,264	107,543 - 110,768	151,116 - 155,648	166,500 - 166,500
05	63,405 - 65,306	86,265 - 88,852	110,769 - 114,091	155,649 - 160,317	166,500 - 166,500

Series: 1811

Locality Area: Boston-Worcester-Providence, MA-RI-NH-ME



Special Pay Tables

Report Run On: April 10, 2019

Page 46 of 311

PPS: BU041401 OPM: 0414 PROFESSIONAL Path: ZP Effective:06-Jan-19
 Prev. Yr Rate: 0.1918 Curr. Yr Rate: 0.0019 Loc. Diff: 0.84 Gen. Inc. 1.40 Issued:28-Mar-19

Band:	I	II	III	IV	V
Gs Range:	1-6	7-10	11-12	13-14	15-15
Interval					
01	0 - 0	47,264 - 58,030	64,388 - 80,363	91,771 - 113,643	127,562 - 144,570
02	38,152 - 44,656	58,031 - 68,922	80,364 - 92,344	113,644 - 130,047	144,571 - 157,325
03	44,657 - 50,902	68,923 - 76,183	92,345 - 100,331	130,048 - 140,983	157,326 - 165,829
04	50,903 - 52,429	76,184 - 78,468	100,332 - 103,341	140,984 - 145,212	165,830 - 166,500
05	52,430 - 54,002	78,469 - 80,822	103,342 - 106,441	145,213 - 149,568	166,500 - 166,500

Locality Area: Buffalo-Cheektowaga, NY



Special Pay Tables

Report Run On: April 10, 2019

Page 47 of 311

PPS: BU042201 OPM: 0422 PROFESSIONAL Path: ZP Effective:06-Jan-19
 Prev. Yr Rate: 0.1918 Curr. Yr Rate: 0.0019 Loc. Diff: 0.84 Gen. Inc. 1.40 Issued:28-Mar-19

Band:	I	II	III	IV	V
Gs Range:	1-6	7-10	11-12	13-14	15-15
Interval					
01	0 - 0	47,264 - 58,030	64,388 - 80,363	91,771 - 113,643	127,562 - 144,570
02	38,152 - 44,656	58,031 - 68,922	80,364 - 92,344	113,644 - 130,047	144,571 - 157,325
03	44,657 - 50,902	68,923 - 76,183	92,345 - 100,331	130,048 - 140,983	157,326 - 165,829
04	50,903 - 52,429	76,184 - 78,468	100,332 - 103,341	140,984 - 145,212	165,830 - 166,500
05	52,430 - 54,002	78,469 - 80,822	103,342 - 106,441	145,213 - 149,568	166,500 - 166,500

Locality Area: Buffalo-Cheektowaga, NY



Special Pay Tables

Report Run On: April 10, 2019

Page 48 of 311

PPS: BU999B01 OPM: 999B PROFESSIONAL Path: ZP Effective:06-Jan-19
 Prev. Yr Rate: 0.1918 Curr. Yr Rate: 0.0019 Loc. Diff: 0.84 Gen. Inc. 1.40 Issued:28-Mar-19

Band:	I	II	III	IV	V
Gs Range:	1-6	7-10	11-12	13-14	15-15
Interval					
01	0 - 0	48,353 - 58,030	64,388 - 80,363	91,771 - 113,643	127,562 - 144,570
02	40,503 - 46,016	58,031 - 68,922	80,364 - 92,344	113,644 - 130,047	144,571 - 157,325
03	46,017 - 52,650	68,923 - 76,183	92,345 - 100,331	130,048 - 140,983	157,326 - 165,829
04	52,651 - 54,230	76,184 - 78,468	100,332 - 103,341	140,984 - 145,212	165,830 - 166,500
05	54,231 - 55,857	78,469 - 80,822	103,342 - 106,441	145,213 - 149,568	166,500 - 166,500

Series: 1550 2210

Locality Area: Buffalo-Cheektowaga, NY



Special Pay Tables

Report Run On: April 10, 2019

Page 49 of 311

PPS: BULEO OPM: LEO ADMINISTRATIVE Path: ZA Effective:06-Jan-19
 Prev. Yr Rate: 0.1918 Curr. Yr Rate: 0.0019 Loc. Diff: 0.84 Gen. Inc. 1.40 Issued:28-Mar-19

Band:	I	II	III	IV	V
Gs Range:	1-6	7-10	11-12	13-14	15-15
Interval					
01	22,795 - 38,187	49,309 - 62,121	64,388 - 80,360	91,771 - 113,643	127,562 - 144,566
02	38,188 - 49,731	62,122 - 71,730	80,361 - 92,339	113,644 - 130,047	144,567 - 157,319
03	49,732 - 57,430	71,731 - 78,136	92,340 - 100,331	130,048 - 140,983	157,320 - 165,829
04	57,431 - 59,153	78,137 - 80,480	100,332 - 103,341	140,984 - 145,212	165,830 - 166,500
05	59,154 - 60,928	80,481 - 82,894	103,342 - 106,441	145,213 - 149,568	166,500 - 166,500

Series: 1811

Locality Area: Buffalo-Cheektowaga, NY



Special Pay Tables

Report Run On: April 10, 2019

Page 50 of 311

PPS: CC030501 OPM: 0305 PROFESSIONAL Path: ZP Effective:06-Jan-19
 Prev. Yr Rate: Curr. Yr Rate: 0.0016 Loc. Diff: 0.0 Gen. Inc. 1.40 Issued:28-Mar-19

Band:	I	II	III	IV	V
Gs Range:	1-6	7-10	11-12	13-14	15-15
Interval					
01	0 - 0	42,177 - 56,255	62,419 - 77,905	88,965 - 110,168	123,661 - 140,148
02	34,240 - 43,290	56,256 - 66,814	77,906 - 89,520	110,169 - 126,070	140,149 - 152,513
03	43,291 - 49,345	66,815 - 73,853	89,521 - 97,263	126,071 - 136,671	152,514 - 160,757
04	49,346 - 50,825	73,854 - 76,069	97,264 - 100,181	136,672 - 140,771	160,758 - 165,580
05	50,826 - 52,350	76,070 - 78,351	100,182 - 103,186	140,772 - 144,994	165,581 - 166,500

Locality Area: Corpus Christi-Kingsville-Alice, TX



Special Pay Tables

Report Run On: April 10, 2019

Page 51 of 311

PPS: CC041401 OPM: 0414 PROFESSIONAL Path: ZP Effective:06-Jan-19
 Prev. Yr Rate: Curr. Yr Rate: 0.0016 Loc. Diff: 0.0 Gen. Inc. 1.40 Issued:28-Mar-19

Band:	I	II	III	IV	V
Gs Range:	1-6	7-10	11-12	13-14	15-15
Interval					
01	0 - 0	47,264 - 56,255	62,419 - 77,905	88,965 - 110,168	123,661 - 140,148
02	38,152 - 43,290	56,256 - 66,814	77,906 - 89,520	110,169 - 126,070	140,149 - 152,513
03	43,291 - 49,345	66,815 - 73,853	89,521 - 97,263	126,071 - 136,671	152,514 - 160,757
04	49,346 - 50,825	73,854 - 76,069	97,264 - 100,181	136,672 - 140,771	160,758 - 165,580
05	50,826 - 52,350	76,070 - 78,351	100,182 - 103,186	140,772 - 144,994	165,581 - 166,500

Locality Area: Corpus Christi-Kingsville-Alice, TX



Special Pay Tables

Report Run On: April 10, 2019

Page 52 of 311

PPS: CC042201 OPM: 0422 PROFESSIONAL Path: ZP Effective:06-Jan-19
 Prev. Yr Rate: Curr. Yr Rate: 0.0016 Loc. Diff: 0.0 Gen. Inc. 1.40 Issued:28-Mar-19

Band:	I	II	III	IV	V
Gs Range:	1-6	7-10	11-12	13-14	15-15
Interval					
01	0 - 0	47,264 - 56,255	62,775 - 77,905	88,965 - 110,168	123,661 - 140,148
02	38,152 - 43,290	56,256 - 66,814	77,906 - 89,520	110,169 - 126,070	140,149 - 152,513
03	43,291 - 49,345	66,815 - 73,853	89,521 - 97,263	126,071 - 136,671	152,514 - 160,757
04	49,346 - 50,825	73,854 - 76,069	97,264 - 100,181	136,672 - 140,771	160,758 - 165,580
05	50,826 - 52,350	76,070 - 78,351	100,182 - 103,186	140,772 - 144,994	165,581 - 166,500

Locality Area: Corpus Christi-Kingsville-Alice, TX



Special Pay Tables

Report Run On: April 10, 2019

Page 53 of 311

PPS: CC999B01 OPM: 999B PROFESSIONAL Path: ZP Effective:06-Jan-19
 Prev. Yr Rate: Curr. Yr Rate: 0.0016 Loc. Diff: 0.0 Gen. Inc. 1.40 Issued:28-Mar-19

Band:	I	II	III	IV	V
Gs Range:	1-6	7-10	11-12	13-14	15-15
Interval					
01	0 - 0	48,353 - 56,833	63,490 - 77,905	88,965 - 110,168	123,661 - 140,148
02	40,503 - 45,861	56,834 - 67,824	77,906 - 89,520	110,169 - 126,070	140,149 - 152,513
03	45,862 - 52,650	67,825 - 75,152	89,521 - 97,263	126,071 - 136,671	152,514 - 160,757
04	52,651 - 54,230	75,153 - 77,407	97,264 - 100,181	136,672 - 140,771	160,758 - 165,580
05	54,231 - 55,857	77,408 - 79,729	100,182 - 103,186	140,772 - 144,994	165,581 - 166,500

Series: 1550

2210

Locality Area: Corpus Christi-Kingsville-Alice, TX



Special Pay Tables

Report Run On: April 10, 2019

Page 54 of 311

PPS: CC999C01 OPM: 999C PROFESSIONAL Path: ZP Effective:06-Jan-19
 Prev. Yr Rate: Curr. Yr Rate: 0.0016 Loc. Diff: 0.0 Gen. Inc. 1.40 Issued:28-Mar-19

Band:	I	II	III	IV	V
Gs Range:	1-6	7-10	11-12	13-14	15-15
Interval					
01	0 - 0	49,081 - 56,833	64,566 - 77,905	88,965 - 110,168	123,661 - 140,148
02	41,090 - 46,454	56,834 - 67,824	77,906 - 89,520	110,169 - 126,070	140,149 - 152,513
03	46,455 - 53,413	67,825 - 75,152	89,521 - 97,263	126,071 - 136,671	152,514 - 160,757
04	53,414 - 55,015	75,153 - 77,407	97,264 - 100,181	136,672 - 140,771	160,758 - 165,580
05	55,016 - 56,665	77,408 - 79,729	100,182 - 103,186	140,772 - 144,994	165,581 - 166,500

Series: 1550

2210

Locality Area: Corpus Christi-Kingsville-Alice, TX



Special Pay Tables

Report Run On: April 10, 2019

Page 55 of 311

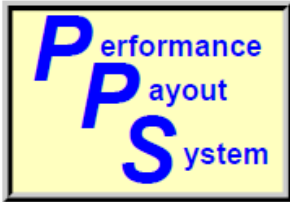
PPS: CC999D01 OPM: 999D PROFESSIONAL Path: ZP Effective:06-Jan-19
 Prev. Yr Rate: Curr. Yr Rate: 0.0016 Loc. Diff: 0.0 Gen. Inc. 1.40 Issued:28-Mar-19

Band:	I	II	III	IV	V
Gs Range:	1-6	7-10	11-12	13-14	15-15
Interval					
01	0 - 0	50,171 - 57,603	62,419 - 77,905	88,965 - 110,168	123,661 - 140,148
02	41,971 - 47,344	57,604 - 69,173	77,906 - 89,520	110,169 - 126,070	140,149 - 152,513
03	47,345 - 54,557	69,174 - 76,886	89,521 - 97,263	126,071 - 136,671	152,514 - 160,757
04	54,558 - 56,194	76,887 - 79,193	97,264 - 100,181	136,672 - 140,771	160,758 - 165,580
05	56,195 - 57,880	79,194 - 81,569	100,182 - 103,186	140,772 - 144,994	165,581 - 166,500

Series: 1550

2210

Locality Area: Corpus Christi-Kingsville-Alice, TX



Special Pay Tables

Report Run On: April 10, 2019

Page 56 of 311

PPS: CC999E01 OPM: 999E PROFESSIONAL Path: ZP Effective:06-Jan-19
 Prev. Yr Rate: Curr. Yr Rate: 0.0016 Loc. Diff: 0.0 Gen. Inc. 1.40 Issued:28-Mar-19

Band:	I	II	III	IV	V
Gs Range:	1-6	7-10	11-12	13-14	15-15
Interval					
01	0 - 0	50,898 - 58,117	62,419 - 77,905	88,965 - 110,168	123,661 - 140,148
02	42,558 - 47,937	58,118 - 70,072	77,906 - 89,520	110,169 - 126,070	140,149 - 152,513
03	47,938 - 55,320	70,073 - 78,042	89,521 - 97,263	126,071 - 136,671	152,514 - 160,757
04	55,321 - 56,980	78,043 - 80,383	97,264 - 100,181	136,672 - 140,771	160,758 - 165,580
05	56,981 - 58,689	80,384 - 82,794	100,182 - 103,186	140,772 - 144,994	165,581 - 166,500

Series: 1550

2210

Locality Area: Corpus Christi-Kingsville-Alice, TX



Special Pay Tables

Report Run On: April 10, 2019

Page 57 of 311

PPS: CC999F01 OPM: 999F PROFESSIONAL Path: ZP Effective:06-Jan-19
 Prev. Yr Rate: Curr. Yr Rate: 0.0016 Loc. Diff: 0.0 Gen. Inc. 1.40 Issued:28-Mar-19

Band:	I	II	III	IV	V
Gs Range:	1-6	7-10	11-12	13-14	15-15
Interval					
01	0 - 0	52,353 - 56,255	62,419 - 77,905	88,965 - 110,168	123,661 - 140,148
02	43,732 - 49,124	56,256 - 66,814	77,906 - 89,520	110,169 - 126,070	140,149 - 152,513
03	49,125 - 56,846	66,815 - 73,853	89,521 - 97,263	126,071 - 136,671	152,514 - 160,757
04	56,847 - 58,551	73,854 - 76,069	97,264 - 100,181	136,672 - 140,771	160,758 - 165,580
05	58,552 - 60,308	76,070 - 78,351	100,182 - 103,186	140,772 - 144,994	165,581 - 166,500

Series: 1550 2210

Locality Area: Corpus Christi-Kingsville-Alice, TX



Special Pay Tables

Report Run On: April 10, 2019

Page 58 of 311

PPS: CCLEO OPM: LEO ADMINISTRATIVE Path: ZA Effective:06-Jan-19
 Prev. Yr Rate: Curr. Yr Rate: 0.0016 Loc. Diff: 0.0 Gen. Inc. 1.40 Issued:28-Mar-19

Band:	I	II	III	IV	V
Gs Range:	1-6	7-10	11-12	13-14	15-15
Interval					
01	22,098 - 37,018	47,801 - 60,221	62,419 - 77,903	88,965 - 110,165	123,661 - 140,145
02	37,019 - 48,208	60,222 - 69,536	77,904 - 89,516	110,166 - 126,065	140,146 - 152,508
03	48,209 - 55,673	69,537 - 75,746	89,517 - 97,263	126,066 - 136,671	152,509 - 160,757
04	55,674 - 57,343	75,747 - 78,018	97,264 - 100,181	136,672 - 140,771	160,758 - 165,580
05	57,344 - 59,063	78,019 - 80,359	100,182 - 103,186	140,772 - 144,994	165,581 - 166,500

Series: 1811

Locality Area: Corpus Christi-Kingsville-Alice, TX



Special Pay Tables

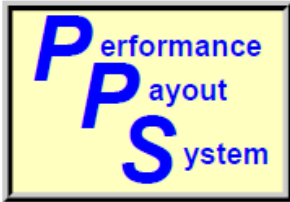
Report Run On: April 10, 2019

Page 59 of 311

PPS: CHI041401 OPM: 0414 PROFESSIONAL Path: ZP Effective:06-Jan-19
 Prev. Yr Rate: 0.2747 Curr. Yr Rate: 0.0028 Loc. Diff: 0.79 Gen. Inc. 1.40 Issued:28-Mar-19

Band:	I	II	III	IV	V
Gs Range:	1-6	7-10	11-12	13-14	15-15
Interval					
01	0 - 0	47,264 - 62,094	68,897 - 85,990	98,198 - 121,602	136,495 - 149,831
02	38,152 - 47,783	62,095 - 73,748	85,991 - 98,810	121,603 - 139,154	149,832 - 159,832
03	47,784 - 54,466	73,749 - 81,518	98,811 - 107,357	139,155 - 150,856	159,833 - 166,500
04	54,467 - 56,100	81,519 - 83,964	107,358 - 110,578	150,857 - 155,382	166,500 - 166,500
05	56,101 - 57,783	83,965 - 86,483	110,579 - 113,895	155,383 - 160,043	166,500 - 166,500

Locality Area: Chicago-Naperville, IL-IN-WI



Special Pay Tables

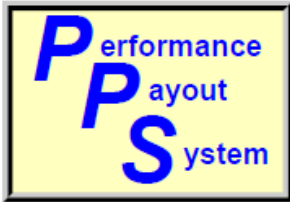
Report Run On: April 10, 2019

Page 60 of 311

PPS: CHI042201 OPM: 0422 PROFESSIONAL Path: ZP Effective:06-Jan-19
 Prev. Yr Rate: 0.2747 Curr. Yr Rate: 0.0028 Loc. Diff: 0.79 Gen. Inc. 1.40 Issued:28-Mar-19

Band:	I	II	III	IV	V
Gs Range:	1-6	7-10	11-12	13-14	15-15
Interval					
01	0 - 0	47,264 - 62,094	68,897 - 85,990	98,198 - 121,602	136,495 - 149,831
02	38,152 - 47,783	62,095 - 73,748	85,991 - 98,810	121,603 - 139,154	149,832 - 159,832
03	47,784 - 54,466	73,749 - 81,518	98,811 - 107,357	139,155 - 150,856	159,833 - 166,500
04	54,467 - 56,100	81,519 - 83,964	107,358 - 110,578	150,857 - 155,382	166,500 - 166,500
05	56,101 - 57,783	83,965 - 86,483	110,579 - 113,895	155,383 - 160,043	166,500 - 166,500

Locality Area: Chicago-Naperville, IL-IN-WI



Special Pay Tables

Report Run On: April 10, 2019

Page 61 of 311

PPS: CHI983C03 OPM: 983C CLERICAL AND SUPPORT Path: ZS Effective:06-Jan-19
 Prev. Yr Rate: 0.2747 Curr. Yr Rate: 0.0028 Loc. Diff: 0.79 Gen. Inc. 1.40 Issued:28-Mar-19

Band:	I	II	III	IV	V
Gs Range:	1-2	3-4	5-6	7-8	9-10
Interval					
01	24,391 - 28,889	35,939 - 37,387	40,210 - 46,779	49,808 - 56,570	56,945 - 67,866
02	28,890 - 32,263	37,388 - 42,984	46,780 - 53,675	56,571 - 64,082	67,867 - 76,057
03	32,264 - 34,512	42,985 - 46,716	53,676 - 58,273	64,083 - 69,090	76,058 - 81,518
04	34,513 - 35,547	46,717 - 48,117	58,274 - 60,021	69,091 - 71,163	81,519 - 83,964
05	35,548 - 36,613	48,118 - 49,561	60,022 - 61,822	71,164 - 73,298	83,965 - 86,483

Locality Area: Chicago-Naperville, IL-IN-WI



Special Pay Tables

Report Run On: April 10, 2019

Page 62 of 311

PPS: CHI999D01 OPM: 999D PROFESSIONAL Path: ZP Effective:06-Jan-19
 Prev. Yr Rate: 0.2747 Curr. Yr Rate: 0.0028 Loc. Diff: 0.79 Gen. Inc. 1.40 Issued:28-Mar-19

Band:	I	II	III	IV	V
Gs Range:	1-6	7-10	11-12	13-14	15-15
Interval					
01	0 - 0	50,171 - 62,094	68,897 - 85,990	98,198 - 121,602	136,495 - 149,831
02	41,971 - 47,853	62,095 - 73,748	85,991 - 98,810	121,603 - 139,154	149,832 - 159,832
03	47,854 - 54,557	73,749 - 81,518	98,811 - 107,357	139,155 - 150,856	159,833 - 166,500
04	54,558 - 56,194	81,519 - 83,964	107,358 - 110,578	150,857 - 155,382	166,500 - 166,500
05	56,195 - 57,880	83,965 - 86,483	110,579 - 113,895	155,383 - 160,043	166,500 - 166,500

Series: 1550

2210

Locality Area: Chicago-Naperville, IL-IN-WI



Special Pay Tables

Report Run On: April 10, 2019

Page 63 of 311

PPS: CHILEO OPM: LEO ADMINISTRATIVE Path: ZA Effective:06-Jan-19
 Prev. Yr Rate: 0.2747 Curr. Yr Rate: 0.0028 Loc. Diff: 0.79 Gen. Inc. 1.40 Issued:28-Mar-19

Band:	I	II	III	IV	V
Gs Range:	1-6	7-10	11-12	13-14	15-15
Interval					
01	24,391 - 40,859	52,762 - 66,470	68,897 - 85,989	98,198 - 121,598	136,495 - 149,827
02	40,860 - 53,210	66,471 - 76,751	85,990 - 98,808	121,599 - 139,148	149,828 - 159,826
03	53,211 - 61,451	76,752 - 83,608	98,809 - 107,357	139,149 - 150,856	159,827 - 166,500
04	61,452 - 63,295	83,609 - 86,116	107,358 - 110,578	150,857 - 155,382	166,500 - 166,500
05	63,296 - 65,194	86,117 - 88,699	110,579 - 113,895	155,383 - 160,043	166,500 - 166,500

Series: 1811

Locality Area: Chicago-Naperville, IL-IN-WI



Special Pay Tables

Report Run On: April 10, 2019

Page 64 of 311

PPS: CIN041401 OPM: 0414 PROFESSIONAL Path: ZP Effective:06-Jan-19
 Prev. Yr Rate: 0.1987 Curr. Yr Rate: 0.0020 Loc. Diff: 0.84 Gen. Inc. 1.40 Issued:28-Mar-19

Band:	I	II	III	IV	V
Gs Range:	1-6	7-10	11-12	13-14	15-15
Interval					
01	0 - 0	47,264 - 58,292	64,679 - 80,726	92,185 - 114,156	128,138 - 145,188
02	38,152 - 44,857	58,293 - 69,233	80,727 - 92,761	114,157 - 130,634	145,189 - 157,975
03	44,858 - 51,131	69,234 - 76,527	92,762 - 100,784	130,635 - 141,619	157,976 - 166,500
04	51,132 - 52,665	76,528 - 78,823	100,785 - 103,808	141,620 - 145,868	166,500 - 166,500
05	52,666 - 54,245	78,824 - 81,188	103,809 - 106,922	145,869 - 150,244	166,500 - 166,500

Locality Area: Cincinnati-Wilmington-Maysville, OH-KY-IN



Special Pay Tables

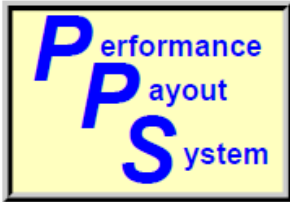
Report Run On: April 10, 2019

Page 65 of 311

PPS: CIN042201 OPM: 0422 PROFESSIONAL Path: ZP Effective:06-Jan-19
 Prev. Yr Rate: 0.1987 Curr. Yr Rate: 0.0020 Loc. Diff: 0.84 Gen. Inc. 1.40 Issued:28-Mar-19

Band:	I	II	III	IV	V
Gs Range:	1-6	7-10	11-12	13-14	15-15
Interval					
01	0 - 0	47,264 - 58,292	64,679 - 80,726	92,185 - 114,156	128,138 - 145,188
02	38,152 - 44,857	58,293 - 69,233	80,727 - 92,761	114,157 - 130,634	145,189 - 157,975
03	44,858 - 51,131	69,234 - 76,527	92,762 - 100,784	130,635 - 141,619	157,976 - 166,500
04	51,132 - 52,665	76,528 - 78,823	100,785 - 103,808	141,620 - 145,868	166,500 - 166,500
05	52,666 - 54,245	78,824 - 81,188	103,809 - 106,922	145,869 - 150,244	166,500 - 166,500

Locality Area: Cincinnati-Wilmington-Maysville, OH-KY-IN



Special Pay Tables

Report Run On: April 10, 2019

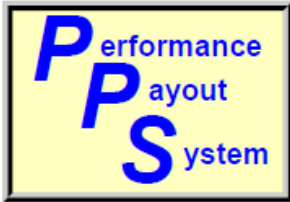
Page 66 of 311

PPS: CIN999C01 OPM: 999C PROFESSIONAL Path: ZP Effective:06-Jan-19
 Prev. Yr Rate: 0.1987 Curr. Yr Rate: 0.0020 Loc. Diff: 0.84 Gen. Inc. 1.40 Issued:28-Mar-19

Band:	I	II	III	IV	V
Gs Range:	1-6	7-10	11-12	13-14	15-15
Interval					
01	0 - 0	49,081 - 58,292	64,679 - 80,726	92,185 - 114,156	128,138 - 145,188
02	41,090 - 46,632	58,293 - 69,233	80,727 - 92,761	114,157 - 130,634	145,189 - 157,975
03	46,633 - 53,413	69,234 - 76,527	92,762 - 100,784	130,635 - 141,619	157,976 - 166,500
04	53,414 - 55,015	76,528 - 78,823	100,785 - 103,808	141,620 - 145,868	166,500 - 166,500
05	55,016 - 56,665	78,824 - 81,188	103,809 - 106,922	145,869 - 150,244	166,500 - 166,500

Series: 1550 2210

Locality Area: Cincinnati-Wilmington-Maysville, OH-KY-IN



Special Pay Tables

Report Run On: April 10, 2019

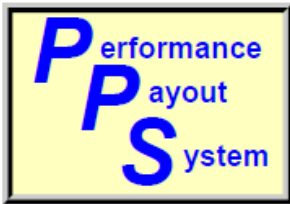
Page 67 of 311

PPS: CINLEO OPM: LEO ADMINISTRATIVE Path: ZA Effective:06-Jan-19
 Prev. Yr Rate: 0.1987 Curr. Yr Rate: 0.0020 Loc. Diff: 0.84 Gen. Inc. 1.40 Issued:28-Mar-19

Band:	I	II	III	IV	V
Gs Range:	1-6	7-10	11-12	13-14	15-15
Interval					
01	22,898 - 38,358	49,531 - 62,399	64,679 - 80,723	92,185 - 114,153	128,138 - 145,186
02	38,359 - 49,953	62,400 - 72,050	80,724 - 92,756	114,154 - 130,629	145,187 - 157,972
03	49,954 - 57,689	72,051 - 78,489	92,757 - 100,784	130,630 - 141,619	157,973 - 166,500
04	57,690 - 59,420	78,490 - 80,844	100,785 - 103,808	141,620 - 145,868	166,500 - 166,500
05	59,421 - 61,203	80,845 - 83,269	103,809 - 106,922	145,869 - 150,244	166,500 - 166,500

Series: 1811

Locality Area: Cincinnati-Wilmington-Maysville, OH-KY-IN



Special Pay Tables

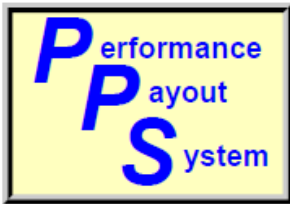
Report Run On: April 10, 2019

Page 68 of 311

PPS: CLE041401 OPM: 0414 PROFESSIONAL Path: ZP Effective:06-Jan-19
 Prev. Yr Rate: 0.2008 Curr. Yr Rate: 0.0020 Loc. Diff: 0.83 Gen. Inc. 1.40 Issued:28-Mar-19

Band:	I	II	III	IV	V
Gs Range:	1-6	7-10	11-12	13-14	15-15
Interval					
01	0 - 0	47,264 - 58,408	64,808 - 80,887	92,369 - 114,384	128,394 - 145,330
02	38,152 - 44,946	58,409 - 69,371	80,888 - 92,946	114,385 - 130,895	145,331 - 158,032
03	44,947 - 51,233	69,372 - 76,680	92,947 - 100,985	130,896 - 141,902	158,033 - 166,500
04	51,234 - 52,770	76,681 - 78,980	100,986 - 104,015	141,903 - 146,159	166,500 - 166,500
05	52,771 - 54,353	78,981 - 81,349	104,016 - 107,135	146,160 - 150,544	166,500 - 166,500

Locality Area: Cleveland-Akron-Canton, OH



Special Pay Tables

Report Run On: April 10, 2019

Page 69 of 311

PPS: CLE042201 OPM: 0422 PROFESSIONAL Path: ZP Effective:06-Jan-19
 Prev. Yr Rate: 0.2008 Curr. Yr Rate: 0.0020 Loc. Diff: 0.83 Gen. Inc. 1.40 Issued:28-Mar-19

Band:	I	II	III	IV	V
Gs Range:	1-6	7-10	11-12	13-14	15-15
Interval					
01	0 - 0	47,264 - 58,408	64,808 - 80,887	92,369 - 114,384	128,394 - 145,330
02	38,152 - 44,946	58,409 - 69,371	80,888 - 92,946	114,385 - 130,895	145,331 - 158,032
03	44,947 - 51,233	69,372 - 76,680	92,947 - 100,985	130,896 - 141,902	158,033 - 166,500
04	51,234 - 52,770	76,681 - 78,980	100,986 - 104,015	141,903 - 146,159	166,500 - 166,500
05	52,771 - 54,353	78,981 - 81,349	104,016 - 107,135	146,160 - 150,544	166,500 - 166,500

Locality Area: Cleveland-Akron-Canton, OH



Special Pay Tables

Report Run On: April 10, 2019

Page 70 of 311

PPS: CLE999B01 OPM: 999B PROFESSIONAL Path: ZP Effective:06-Jan-19
 Prev. Yr Rate: 0.2008 Curr. Yr Rate: 0.0020 Loc. Diff: 0.83 Gen. Inc. 1.40 Issued:28-Mar-19

Band:	I	II	III	IV	V
Gs Range:	1-6	7-10	11-12	13-14	15-15
Interval					
01	0 - 0	48,353 - 58,408	64,808 - 80,887	92,369 - 114,384	128,394 - 145,330
02	40,503 - 46,048	58,409 - 69,371	80,888 - 92,946	114,385 - 130,895	145,331 - 158,032
03	46,049 - 52,650	69,372 - 76,680	92,947 - 100,985	130,896 - 141,902	158,033 - 166,500
04	52,651 - 54,230	76,681 - 78,980	100,986 - 104,015	141,903 - 146,159	166,500 - 166,500
05	54,231 - 55,857	78,981 - 81,349	104,016 - 107,135	146,160 - 150,544	166,500 - 166,500

Series: 1550

2210

Locality Area: Cleveland-Akron-Canton, OH



Special Pay Tables

Report Run On: April 10, 2019

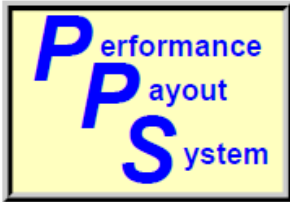
Page 71 of 311

PPS: CLELEO OPM: LEO ADMINISTRATIVE Path: ZA Effective:06-Jan-19
 Prev. Yr Rate: 0.2008 Curr. Yr Rate: 0.0020 Loc. Diff: 0.83 Gen. Inc. 1.40 Issued:28-Mar-19

Band:	I	II	III	IV	V
Gs Range:	1-6	7-10	11-12	13-14	15-15
Interval					
01	22,943 - 38,435	49,630 - 62,522	64,808 - 80,884	92,369 - 114,381	128,394 - 145,330
02	38,436 - 50,054	62,523 - 72,191	80,885 - 92,941	114,382 - 130,890	145,331 - 158,032
03	50,055 - 57,804	72,192 - 78,645	92,942 - 100,985	130,891 - 141,902	158,033 - 166,500
04	57,805 - 59,538	78,646 - 81,004	100,986 - 104,015	141,903 - 146,159	166,500 - 166,500
05	59,539 - 61,324	81,005 - 83,434	104,016 - 107,135	146,160 - 150,544	166,500 - 166,500

Series: 1811

Locality Area: Cleveland-Akron-Canton, OH



Special Pay Tables

Report Run On: April 10, 2019

Page 72 of 311

PPS: COL030501 OPM: 0305 PROFESSIONAL Path: ZP Effective:06-Jan-19
 Prev. Yr Rate: 0.1897 Curr. Yr Rate: 0.0019 Loc. Diff: 0.84 Gen. Inc. 1.40 Issued:28-Mar-19

Band:	I	II	III	IV	V
Gs Range:	1-6	7-10	11-12	13-14	15-15
Interval					
01	34,240 - 35,228	43,435 - 57,933	64,281 - 80,229	91,618 - 113,454	127,349 - 144,328
02	35,229 - 44,581	57,934 - 68,807	80,230 - 92,190	113,455 - 129,830	144,329 - 157,062
03	44,582 - 50,817	68,808 - 76,056	92,191 - 100,164	129,831 - 140,748	157,063 - 165,552
04	50,818 - 52,342	76,057 - 78,338	100,165 - 103,169	140,749 - 144,970	165,553 - 166,500
05	52,343 - 53,912	78,339 - 80,688	103,170 - 106,264	144,971 - 149,319	166,500 - 166,500

Locality Area: Columbus-Marion-Zanesville, OH



Special Pay Tables

Report Run On: April 10, 2019

Page 73 of 311

PPS: COL041401 OPM: 0414 PROFESSIONAL Path: ZP Effective:06-Jan-19
 Prev. Yr Rate: 0.1897 Curr. Yr Rate: 0.0019 Loc. Diff: 0.84 Gen. Inc. 1.40 Issued:28-Mar-19

Band:	I	II	III	IV	V
Gs Range:	1-6	7-10	11-12	13-14	15-15
Interval					
01	0 - 0	47,264 - 57,933	64,281 - 80,229	91,618 - 113,454	127,349 - 144,328
02	38,152 - 44,581	57,934 - 68,807	80,230 - 92,190	113,455 - 129,830	144,329 - 157,062
03	44,582 - 50,817	68,808 - 76,056	92,191 - 100,164	129,831 - 140,748	157,063 - 165,552
04	50,818 - 52,342	76,057 - 78,338	100,165 - 103,169	140,749 - 144,970	165,553 - 166,500
05	52,343 - 53,912	78,339 - 80,688	103,170 - 106,264	144,971 - 149,319	166,500 - 166,500

Locality Area: Columbus-Marion-Zanesville, OH



Special Pay Tables

Report Run On: April 10, 2019

Page 74 of 311

PPS: COL042201 OPM: 0422 PROFESSIONAL Path: ZP Effective:06-Jan-19
 Prev. Yr Rate: 0.1897 Curr. Yr Rate: 0.0019 Loc. Diff: 0.84 Gen. Inc. 1.40 Issued:28-Mar-19

Band:	I	II	III	IV	V
Gs Range:	1-6	7-10	11-12	13-14	15-15
Interval					
01	0 - 0	47,264 - 57,933	64,281 - 80,229	91,618 - 113,454	127,349 - 144,328
02	38,152 - 44,581	57,934 - 68,807	80,230 - 92,190	113,455 - 129,830	144,329 - 157,062
03	44,582 - 50,817	68,808 - 76,056	92,191 - 100,164	129,831 - 140,748	157,063 - 165,552
04	50,818 - 52,342	76,057 - 78,338	100,165 - 103,169	140,749 - 144,970	165,553 - 166,500
05	52,343 - 53,912	78,339 - 80,688	103,170 - 106,264	144,971 - 149,319	166,500 - 166,500

Locality Area: Columbus-Marion-Zanesville, OH



Special Pay Tables

Report Run On: April 10, 2019

Page 75 of 311

PPS: COL999C01 OPM: 999C PROFESSIONAL Path: ZP Effective:06-Jan-19
 Prev. Yr Rate: 0.1897 Curr. Yr Rate: 0.0019 Loc. Diff: 0.84 Gen. Inc. 1.40 Issued:28-Mar-19

Band:	I	II	III	IV	V
Gs Range:	1-6	7-10	11-12	13-14	15-15
Interval					
01	0 - 0	49,081 - 57,933	64,566 - 80,229	91,618 - 113,454	127,349 - 144,328
02	41,090 - 46,601	57,934 - 68,807	80,230 - 92,190	113,455 - 129,830	144,329 - 157,062
03	46,602 - 53,413	68,808 - 76,056	92,191 - 100,164	129,831 - 140,748	157,063 - 165,552
04	53,414 - 55,015	76,057 - 78,338	100,165 - 103,169	140,749 - 144,970	165,553 - 166,500
05	55,016 - 56,665	78,339 - 80,688	103,170 - 106,264	144,971 - 149,319	166,500 - 166,500

Series: 1550

2210

Locality Area: Columbus-Marion-Zanesville, OH



Special Pay Tables

Report Run On: April 10, 2019

Page 76 of 311

PPS: COLLEO OPM: LEO ADMINISTRATIVE Path: ZA Effective:06-Jan-19
 Prev. Yr Rate: 0.1897 Curr. Yr Rate: 0.0019 Loc. Diff: 0.84 Gen. Inc. 1.40 Issued:28-Mar-19

Band:	I	II	III	IV	V
Gs Range:	1-6	7-10	11-12	13-14	15-15
Interval					
01	22,757 - 38,121	49,226 - 62,014	64,281 - 80,229	91,618 - 113,450	127,349 - 144,325
02	38,122 - 49,644	62,015 - 71,605	80,230 - 92,190	113,451 - 129,824	144,326 - 157,057
03	49,645 - 57,334	71,606 - 78,006	92,191 - 100,164	129,825 - 140,748	157,058 - 165,552
04	57,335 - 59,054	78,007 - 80,346	100,165 - 103,169	140,749 - 144,970	165,553 - 166,500
05	59,055 - 60,826	80,347 - 82,756	103,170 - 106,264	144,971 - 149,319	166,500 - 166,500

Series: 1811

Locality Area: Columbus-Marion-Zanesville, OH



Special Pay Tables

Report Run On: April 10, 2019

Page 77 of 311

PPS: CS030501 OPM: 0305 PROFESSIONAL Path: ZP Effective:06-Jan-19
 Prev. Yr Rate: 0.1659 Curr. Yr Rate: 0.0017 Loc. Diff: 0.86 Gen. Inc. 1.40 Issued:28-Mar-19

Band:	I	II	III	IV	V
Gs Range:	1-6	7-10	11-12	13-14	15-15
Interval					
01	34,240 - 34,555	42,606 - 56,827	63,054 - 78,698	89,869 - 111,288	124,919 - 141,574
02	34,556 - 43,730	56,828 - 67,493	78,699 - 90,430	111,289 - 127,352	141,575 - 154,065
03	43,731 - 49,847	67,494 - 74,604	90,431 - 98,252	127,353 - 138,062	154,066 - 162,393
04	49,848 - 51,342	74,605 - 76,842	98,253 - 101,200	138,063 - 142,204	162,394 - 166,500
05	51,343 - 52,882	76,843 - 79,147	101,201 - 104,236	142,205 - 146,470	166,500 - 166,500

Locality Area: Colorado Springs, CO



Special Pay Tables

Report Run On: April 10, 2019

Page 78 of 311

PPS: CS041401 OPM: 0414 PROFESSIONAL Path: ZP Effective:06-Jan-19
 Prev. Yr Rate: 0.1659 Curr. Yr Rate: 0.0017 Loc. Diff: 0.86 Gen. Inc. 1.40 Issued:28-Mar-19

Band:	I	II	III	IV	V
Gs Range:	1-6	7-10	11-12	13-14	15-15
Interval					
01	0 - 0	47,264 - 56,827	63,054 - 78,698	89,869 - 111,288	124,919 - 141,574
02	38,152 - 43,730	56,828 - 67,493	78,699 - 90,430	111,289 - 127,352	141,575 - 154,065
03	43,731 - 49,847	67,494 - 74,604	90,431 - 98,252	127,353 - 138,062	154,066 - 162,393
04	49,848 - 51,342	74,605 - 76,842	98,253 - 101,200	138,063 - 142,204	162,394 - 166,500
05	51,343 - 52,882	76,843 - 79,147	101,201 - 104,236	142,205 - 146,470	166,500 - 166,500

Locality Area: Colorado Springs, CO



Special Pay Tables

Report Run On: April 10, 2019

Page 79 of 311

PPS: CS042201 OPM: 0422 PROFESSIONAL Path: ZP Effective:06-Jan-19
 Prev. Yr Rate: 0.1659 Curr. Yr Rate: 0.0017 Loc. Diff: 0.86 Gen. Inc. 1.40 Issued:28-Mar-19

Band:	I	II	III	IV	V
Gs Range:	1-6	7-10	11-12	13-14	15-15
Interval					
01	0 - 0	47,264 - 56,827	63,054 - 78,698	89,869 - 111,288	124,919 - 141,574
02	38,152 - 43,730	56,828 - 67,493	78,699 - 90,430	111,289 - 127,352	141,575 - 154,065
03	43,731 - 49,847	67,494 - 74,604	90,431 - 98,252	127,353 - 138,062	154,066 - 162,393
04	49,848 - 51,342	74,605 - 76,842	98,253 - 101,200	138,063 - 142,204	162,394 - 166,500
05	51,343 - 52,882	76,843 - 79,147	101,201 - 104,236	142,205 - 146,470	166,500 - 166,500

Locality Area: Colorado Springs, CO



Special Pay Tables

Report Run On: April 10, 2019

Page 80 of 311

PPS: CS999B01 OPM: 999B PROFESSIONAL Path: ZP Effective:06-Jan-19
 Prev. Yr Rate: 0.1659 Curr. Yr Rate: 0.0017 Loc. Diff: 0.86 Gen. Inc. 1.40 Issued:28-Mar-19

Band:	I	II	III	IV	V
Gs Range:	1-6	7-10	11-12	13-14	15-15
Interval					
01	0 - 0	48,353 - 57,071	63,490 - 78,698	89,869 - 111,288	124,919 - 141,574
02	40,503 - 45,910	57,072 - 67,920	78,699 - 90,430	111,289 - 127,352	141,575 - 154,065
03	45,911 - 52,650	67,921 - 75,152	90,431 - 98,252	127,353 - 138,062	154,066 - 162,393
04	52,651 - 54,230	75,153 - 77,407	98,253 - 101,200	138,063 - 142,204	162,394 - 166,500
05	54,231 - 55,857	77,408 - 79,729	101,201 - 104,236	142,205 - 146,470	166,500 - 166,500

Series: 1550

2210

Locality Area: Colorado Springs, CO



Special Pay Tables

Report Run On: April 10, 2019

Page 81 of 311

PPS: CS999C01 OPM: 999C PROFESSIONAL Path: ZP Effective:06-Jan-19
 Prev. Yr Rate: 0.1659 Curr. Yr Rate: 0.0017 Loc. Diff: 0.86 Gen. Inc. 1.40 Issued:28-Mar-19

Band:	I	II	III	IV	V
Gs Range:	1-6	7-10	11-12	13-14	15-15
Interval					
01	0 - 0	49,081 - 57,071	64,566 - 78,698	89,869 - 111,288	124,919 - 141,574
02	41,090 - 46,504	57,072 - 67,920	78,699 - 90,430	111,289 - 127,352	141,575 - 154,065
03	46,505 - 53,413	67,921 - 75,152	90,431 - 98,252	127,353 - 138,062	154,066 - 162,393
04	53,414 - 55,015	75,153 - 77,407	98,253 - 101,200	138,063 - 142,204	162,394 - 166,500
05	55,016 - 56,665	77,408 - 79,729	101,201 - 104,236	142,205 - 146,470	166,500 - 166,500

Series: 1550 2210

Locality Area: Colorado Springs, CO



Special Pay Tables

Report Run On: April 10, 2019

Page 82 of 311

PPS: CS999D01 OPM: 999D PROFESSIONAL Path: ZP Effective:06-Jan-19
 Prev. Yr Rate: 0.1659 Curr. Yr Rate: 0.0017 Loc. Diff: 0.86 Gen. Inc. 1.40 Issued:28-Mar-19

Band:	I	II	III	IV	V
Gs Range:	1-6	7-10	11-12	13-14	15-15
Interval					
01	0 - 0	50,171 - 57,842	63,054 - 78,698	89,869 - 111,288	124,919 - 141,574
02	41,971 - 47,394	57,843 - 69,268	78,699 - 90,430	111,289 - 127,352	141,575 - 154,065
03	47,395 - 54,557	69,269 - 76,886	90,431 - 98,252	127,353 - 138,062	154,066 - 162,393
04	54,558 - 56,194	76,887 - 79,193	98,253 - 101,200	138,063 - 142,204	162,394 - 166,500
05	56,195 - 57,880	79,194 - 81,569	101,201 - 104,236	142,205 - 146,470	166,500 - 166,500

Series: 1550 2210

Locality Area: Colorado Springs, CO



Special Pay Tables

Report Run On: April 10, 2019

Page 83 of 311

PPS: CS999E01 OPM: 999E PROFESSIONAL Path: ZP Effective:06-Jan-19
 Prev. Yr Rate: 0.1659 Curr. Yr Rate: 0.0017 Loc. Diff: 0.86 Gen. Inc. 1.40 Issued:28-Mar-19

Band:	I	II	III	IV	V
Gs Range:	1-6	7-10	11-12	13-14	15-15
Interval					
01	0 - 0	50,898 - 58,355	63,054 - 78,698	89,869 - 111,288	124,919 - 141,574
02	42,558 - 47,987	58,356 - 70,167	78,699 - 90,430	111,289 - 127,352	141,575 - 154,065
03	47,988 - 55,320	70,168 - 78,042	90,431 - 98,252	127,353 - 138,062	154,066 - 162,393
04	55,321 - 56,980	78,043 - 80,383	98,253 - 101,200	138,063 - 142,204	162,394 - 166,500
05	56,981 - 58,689	80,384 - 82,794	101,201 - 104,236	142,205 - 146,470	166,500 - 166,500

Series: 1550

2210

Locality Area: Colorado Springs, CO



Special Pay Tables

Report Run On: April 10, 2019

Page 84 of 311

PPS: CS999F01 OPM: 999F PROFESSIONAL Path: ZP Effective:06-Jan-19
 Prev. Yr Rate: 0.1659 Curr. Yr Rate: 0.0017 Loc. Diff: 0.86 Gen. Inc. 1.40 Issued:28-Mar-19

Band:	I	II	III	IV	V
Gs Range:	1-6	7-10	11-12	13-14	15-15
Interval					
01	0 - 0	52,353 - 56,827	63,054 - 78,698	89,869 - 111,288	124,919 - 141,574
02	43,732 - 49,174	56,828 - 67,493	78,699 - 90,430	111,289 - 127,352	141,575 - 154,065
03	49,175 - 56,846	67,494 - 74,604	90,431 - 98,252	127,353 - 138,062	154,066 - 162,393
04	56,847 - 58,551	74,605 - 76,842	98,253 - 101,200	138,063 - 142,204	162,394 - 166,500
05	58,552 - 60,308	76,843 - 79,147	101,201 - 104,236	142,205 - 146,470	166,500 - 166,500

Series: 1550

2210

Locality Area: Colorado Springs, CO



Special Pay Tables

Report Run On: April 10, 2019

Page 85 of 311

PPS: CSLEO OPM: LEO ADMINISTRATIVE Path: ZA Effective:06-Jan-19
 Prev. Yr Rate: 0.1659 Curr. Yr Rate: 0.0017 Loc. Diff: 0.86 Gen. Inc. 1.40 Issued:28-Mar-19

Band:	I	II	III	IV	V
Gs Range:	1-6	7-10	11-12	13-14	15-15
Interval					
01	22,322 - 37,394	48,287 - 60,831	63,054 - 78,694	89,869 - 111,285	124,919 - 141,571
02	37,395 - 48,698	60,832 - 70,239	78,695 - 90,424	111,286 - 127,347	141,572 - 154,060
03	48,699 - 56,239	70,240 - 76,517	90,425 - 98,252	127,348 - 138,062	154,061 - 162,393
04	56,240 - 57,926	76,518 - 78,813	98,253 - 101,200	138,063 - 142,204	162,394 - 166,500
05	57,927 - 59,664	78,814 - 81,177	101,201 - 104,236	142,205 - 146,470	166,500 - 166,500

Series: 1811

Locality Area: Colorado Springs, CO



Special Pay Tables

Report Run On: April 10, 2019

Page 86 of 311

PPS: CT030501 OPM: 0305 PROFESSIONAL Path: ZP Effective:06-Jan-19
 Prev. Yr Rate: 0.1621 Curr. Yr Rate: 0.0016 Loc. Diff: 0.86 Gen. Inc. 1.40 Issued:28-Mar-19

Band:	I	II	III	IV	V
Gs Range:	1-6	7-10	11-12	13-14	15-15
Interval					
01	34,240 - 34,438	42,460 - 56,633	62,839 - 78,429	89,563 - 110,908	124,492 - 141,090
02	34,439 - 43,581	56,634 - 67,263	78,430 - 90,122	110,909 - 126,917	141,091 - 153,539
03	43,582 - 49,677	67,264 - 74,350	90,123 - 97,917	126,918 - 137,590	153,540 - 161,838
04	49,678 - 51,167	74,351 - 76,581	97,918 - 100,855	137,591 - 141,718	161,839 - 166,500
05	51,168 - 52,702	76,582 - 78,878	100,856 - 103,881	141,719 - 145,970	166,500 - 166,500

Locality Area: Charlotte-Concord, NC-SC



Special Pay Tables

Report Run On: April 10, 2019

Page 87 of 311

PPS: CT041401 OPM: 0414 PROFESSIONAL Path: ZP Effective:06-Jan-19
 Prev. Yr Rate: 0.1621 Curr. Yr Rate: 0.0016 Loc. Diff: 0.86 Gen. Inc. 1.40 Issued:28-Mar-19

Band:	I	II	III	IV	V
Gs Range:	1-6	7-10	11-12	13-14	15-15
Interval					
01	0 - 0	47,264 - 56,633	62,839 - 78,429	89,563 - 110,908	124,492 - 141,090
02	38,152 - 43,581	56,634 - 67,263	78,430 - 90,122	110,909 - 126,917	141,091 - 153,539
03	43,582 - 49,677	67,264 - 74,350	90,123 - 97,917	126,918 - 137,590	153,540 - 161,838
04	49,678 - 51,167	74,351 - 76,581	97,918 - 100,855	137,591 - 141,718	161,839 - 166,500
05	51,168 - 52,702	76,582 - 78,878	100,856 - 103,881	141,719 - 145,970	166,500 - 166,500

Locality Area: Charlotte-Concord, NC-SC



Special Pay Tables

Report Run On: April 10, 2019

Page 88 of 311

PPS: CT042201 OPM: 0422 PROFESSIONAL Path: ZP Effective:06-Jan-19
 Prev. Yr Rate: 0.1621 Curr. Yr Rate: 0.0016 Loc. Diff: 0.86 Gen. Inc. 1.40 Issued:28-Mar-19

Band:	I	II	III	IV	V
Gs Range:	1-6	7-10	11-12	13-14	15-15
Interval					
01	0 - 0	47,264 - 56,633	62,839 - 78,429	89,563 - 110,908	124,492 - 141,090
02	38,152 - 43,581	56,634 - 67,263	78,430 - 90,122	110,909 - 126,917	141,091 - 153,539
03	43,582 - 49,677	67,264 - 74,350	90,123 - 97,917	126,918 - 137,590	153,540 - 161,838
04	49,678 - 51,167	74,351 - 76,581	97,918 - 100,855	137,591 - 141,718	161,839 - 166,500
05	51,168 - 52,702	76,582 - 78,878	100,856 - 103,881	141,719 - 145,970	166,500 - 166,500

Locality Area: Charlotte-Concord, NC-SC



Special Pay Tables

Report Run On: April 10, 2019

Page 89 of 311

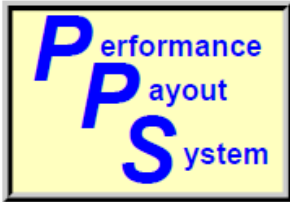
PPS: CT999B01 OPM: 999B PROFESSIONAL Path: ZP Effective:06-Jan-19
 Prev. Yr Rate: 0.1621 Curr. Yr Rate: 0.0016 Loc. Diff: 0.86 Gen. Inc. 1.40 Issued:28-Mar-19

Band:	I	II	III	IV	V
Gs Range:	1-6	7-10	11-12	13-14	15-15
Interval					
01	0 - 0	48,353 - 56,990	63,490 - 78,429	89,563 - 110,908	124,492 - 141,090
02	40,503 - 45,894	56,991 - 67,887	78,430 - 90,122	110,909 - 126,917	141,091 - 153,539
03	45,895 - 52,650	67,888 - 75,152	90,123 - 97,917	126,918 - 137,590	153,540 - 161,838
04	52,651 - 54,230	75,153 - 77,407	97,918 - 100,855	137,591 - 141,718	161,839 - 166,500
05	54,231 - 55,857	77,408 - 79,729	100,856 - 103,881	141,719 - 145,970	166,500 - 166,500

Series: 1550

2210

Locality Area: Charlotte-Concord, NC-SC



Special Pay Tables

Report Run On: April 10, 2019

Page 90 of 311

PPS: CT999C01 OPM: 999C PROFESSIONAL Path: ZP Effective:06-Jan-19
 Prev. Yr Rate: 0.1621 Curr. Yr Rate: 0.0016 Loc. Diff: 0.86 Gen. Inc. 1.40 Issued:28-Mar-19

Band:	I	II	III	IV	V
Gs Range:	1-6	7-10	11-12	13-14	15-15
Interval					
01	0 - 0	49,081 - 56,990	64,566 - 78,429	89,563 - 110,908	124,492 - 141,090
02	41,090 - 46,487	56,991 - 67,887	78,430 - 90,122	110,909 - 126,917	141,091 - 153,539
03	46,488 - 53,413	67,888 - 75,152	90,123 - 97,917	126,918 - 137,590	153,540 - 161,838
04	53,414 - 55,015	75,153 - 77,407	97,918 - 100,855	137,591 - 141,718	161,839 - 166,500
05	55,016 - 56,665	77,408 - 79,729	100,856 - 103,881	141,719 - 145,970	166,500 - 166,500

Series: 1550

2210

Locality Area: Charlotte-Concord, NC-SC



Special Pay Tables

Report Run On: April 10, 2019

Page 91 of 311

PPS: CT999D01 OPM: 999D PROFESSIONAL Path: ZP Effective:06-Jan-19
 Prev. Yr Rate: 0.1621 Curr. Yr Rate: 0.0016 Loc. Diff: 0.86 Gen. Inc. 1.40 Issued:28-Mar-19

Band:	I	II	III	IV	V
Gs Range:	1-6	7-10	11-12	13-14	15-15
Interval					
01	0 - 0	50,171 - 57,760	62,839 - 78,429	89,563 - 110,908	124,492 - 141,090
02	41,971 - 47,377	57,761 - 69,236	78,430 - 90,122	110,909 - 126,917	141,091 - 153,539
03	47,378 - 54,557	69,237 - 76,886	90,123 - 97,917	126,918 - 137,590	153,540 - 161,838
04	54,558 - 56,194	76,887 - 79,193	97,918 - 100,855	137,591 - 141,718	161,839 - 166,500
05	56,195 - 57,880	79,194 - 81,569	100,856 - 103,881	141,719 - 145,970	166,500 - 166,500

Series: 1550 2210

Locality Area: Charlotte-Concord, NC-SC



Special Pay Tables

Report Run On: April 10, 2019

Page 92 of 311

PPS: CT999E01 OPM: 999E PROFESSIONAL Path: ZP Effective:06-Jan-19
 Prev. Yr Rate: 0.1621 Curr. Yr Rate: 0.0016 Loc. Diff: 0.86 Gen. Inc. 1.40 Issued:28-Mar-19

Band:	I	II	III	IV	V
Gs Range:	1-6	7-10	11-12	13-14	15-15
Interval					
01	0 - 0	50,898 - 58,274	62,839 - 78,429	89,563 - 110,908	124,492 - 141,090
02	42,558 - 47,970	58,275 - 70,135	78,430 - 90,122	110,909 - 126,917	141,091 - 153,539
03	47,971 - 55,320	70,136 - 78,042	90,123 - 97,917	126,918 - 137,590	153,540 - 161,838
04	55,321 - 56,980	78,043 - 80,383	97,918 - 100,855	137,591 - 141,718	161,839 - 166,500
05	56,981 - 58,689	80,384 - 82,794	100,856 - 103,881	141,719 - 145,970	166,500 - 166,500

Series: 1550

2210

Locality Area: Charlotte-Concord, NC-SC



Special Pay Tables

Report Run On: April 10, 2019

Page 93 of 311

PPS: CT999F01 OPM: 999F PROFESSIONAL Path: ZP Effective:06-Jan-19
 Prev. Yr Rate: 0.1621 Curr. Yr Rate: 0.0016 Loc. Diff: 0.86 Gen. Inc. 1.40 Issued:28-Mar-19

Band:	I	II	III	IV	V
Gs Range:	1-6	7-10	11-12	13-14	15-15
Interval					
01	0 - 0	52,353 - 56,633	62,839 - 78,429	89,563 - 110,908	124,492 - 141,090
02	43,732 - 49,157	56,634 - 67,263	78,430 - 90,122	110,909 - 126,917	141,091 - 153,539
03	49,158 - 56,846	67,264 - 74,350	90,123 - 97,917	126,918 - 137,590	153,540 - 161,838
04	56,847 - 58,551	74,351 - 76,581	97,918 - 100,855	137,591 - 141,718	161,839 - 166,500
05	58,552 - 60,308	76,582 - 78,878	100,856 - 103,881	141,719 - 145,970	166,500 - 166,500

Series: 1550

2210

Locality Area: Charlotte-Concord, NC-SC



Special Pay Tables

Report Run On: April 10, 2019

Page 94 of 311

PPS: CTLEO OPM: LEO ADMINISTRATIVE Path: ZA Effective:06-Jan-19
 Prev. Yr Rate: 0.1621 Curr. Yr Rate: 0.0016 Loc. Diff: 0.86 Gen. Inc. 1.40 Issued:28-Mar-19

Band:	I	II	III	IV	V
Gs Range:	1-6	7-10	11-12	13-14	15-15
Interval					
01	22,246 - 37,266	48,122 - 60,626	62,839 - 78,427	89,563 - 110,907	124,492 - 141,088
02	37,267 - 48,531	60,627 - 70,004	78,428 - 90,118	110,908 - 126,915	141,089 - 153,535
03	48,532 - 56,048	70,005 - 76,256	90,119 - 97,917	126,916 - 137,590	153,536 - 161,838
04	56,049 - 57,729	76,257 - 78,544	97,918 - 100,855	137,591 - 141,718	161,839 - 166,500
05	57,730 - 59,461	78,545 - 80,900	100,856 - 103,881	141,719 - 145,970	166,500 - 166,500

Series: 1811

Locality Area: Charlotte-Concord, NC-SC



Special Pay Tables

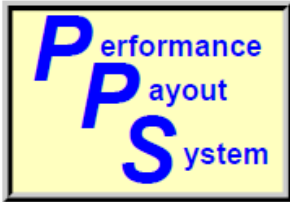
Report Run On: April 10, 2019

Page 95 of 311

PPS: DAY030501 OPM: 0305 PROFESSIONAL Path: ZP Effective:06-Jan-19
 Prev. Yr Rate: 0.1811 Curr. Yr Rate: 0.0018 Loc. Diff: 0.85 Gen. Inc. 1.40 Issued:28-Mar-19

Band:	I	II	III	IV	V
Gs Range:	1-6	7-10	11-12	13-14	15-15
Interval					
01	34,240 - 34,974	43,122 - 57,516	63,818 - 79,651	90,958 - 112,636	126,432 - 143,289
02	34,975 - 44,260	57,517 - 68,311	79,652 - 91,526	112,637 - 128,895	143,290 - 155,932
03	44,261 - 50,451	68,312 - 75,508	91,527 - 99,443	128,896 - 139,734	155,933 - 164,360
04	50,452 - 51,965	75,509 - 77,773	99,444 - 102,426	139,735 - 143,926	164,361 - 166,500
05	51,966 - 53,524	77,774 - 80,106	102,427 - 105,499	143,927 - 148,244	166,500 - 166,500

Locality Area: Dayton-Springfield-Sidney, OH



Special Pay Tables

Report Run On: April 10, 2019

Page 96 of 311

PPS: DAY041401 OPM: 0414 PROFESSIONAL Path: ZP Effective:06-Jan-19
 Prev. Yr Rate: 0.1811 Curr. Yr Rate: 0.0018 Loc. Diff: 0.85 Gen. Inc. 1.40 Issued:28-Mar-19

Band:	I	II	III	IV	V
Gs Range:	1-6	7-10	11-12	13-14	15-15
Interval					
01	0 - 0	47,264 - 57,516	63,818 - 79,651	90,958 - 112,636	126,432 - 143,289
02	38,152 - 44,260	57,517 - 68,311	79,652 - 91,526	112,637 - 128,895	143,290 - 155,932
03	44,261 - 50,451	68,312 - 75,508	91,527 - 99,443	128,896 - 139,734	155,933 - 164,360
04	50,452 - 51,965	75,509 - 77,773	99,444 - 102,426	139,735 - 143,926	164,361 - 166,500
05	51,966 - 53,524	77,774 - 80,106	102,427 - 105,499	143,927 - 148,244	166,500 - 166,500

Locality Area: Dayton-Springfield-Sidney, OH



Special Pay Tables

Report Run On: April 10, 2019

Page 97 of 311

PPS: DAY042201 OPM: 0422

PROFESSIONAL

Path: ZP

Effective:06-Jan-19

Prev. Yr Rate: 0.1811

Curr. Yr Rate: 0.0018

Loc. Diff: 0.85

Gen. Inc. 1.40

Issued:28-Mar-19

Band:	I	II	III	IV	V
Gs Range:	1-6	7-10	11-12	13-14	15-15
Interval					
01	0 - 0	47,264 - 57,516	63,818 - 79,651	90,958 - 112,636	126,432 - 143,289
02	38,152 - 44,260	57,517 - 68,311	79,652 - 91,526	112,637 - 128,895	143,290 - 155,932
03	44,261 - 50,451	68,312 - 75,508	91,527 - 99,443	128,896 - 139,734	155,933 - 164,360
04	50,452 - 51,965	75,509 - 77,773	99,444 - 102,426	139,735 - 143,926	164,361 - 166,500
05	51,966 - 53,524	77,774 - 80,106	102,427 - 105,499	143,927 - 148,244	166,500 - 166,500

Locality Area: Dayton-Springfield-Sidney, OH



Special Pay Tables

Report Run On: April 10, 2019

Page 98 of 311

PPS: DAY999B01 OPM: 999B PROFESSIONAL Path: ZP Effective:06-Jan-19
 Prev. Yr Rate: 0.1811 Curr. Yr Rate: 0.0018 Loc. Diff: 0.85 Gen. Inc. 1.40 Issued:28-Mar-19

Band:	I	II	III	IV	V
Gs Range:	1-6	7-10	11-12	13-14	15-15
Interval					
01	0 - 0	48,353 - 57,516	63,818 - 79,651	90,958 - 112,636	126,432 - 143,289
02	40,503 - 45,971	57,517 - 68,311	79,652 - 91,526	112,637 - 128,895	143,290 - 155,932
03	45,972 - 52,650	68,312 - 75,508	91,527 - 99,443	128,896 - 139,734	155,933 - 164,360
04	52,651 - 54,230	75,509 - 77,773	99,444 - 102,426	139,735 - 143,926	164,361 - 166,500
05	54,231 - 55,857	77,774 - 80,106	102,427 - 105,499	143,927 - 148,244	166,500 - 166,500

Series: 1550 2210

Locality Area: Dayton-Springfield-Sidney, OH



Special Pay Tables

Report Run On: April 10, 2019

Page 99 of 311

PPS: DAYLEO OPM: LEO ADMINISTRATIVE Path: ZA Effective:06-Jan-19
 Prev. Yr Rate: 0.1811 Curr. Yr Rate: 0.0018 Loc. Diff: 0.85 Gen. Inc. 1.40 Issued:28-Mar-19

Band:	I	II	III	IV	V
Gs Range:	1-6	7-10	11-12	13-14	15-15
Interval					
01	22,593 - 37,849	48,872 - 61,568	63,818 - 79,650	90,958 - 112,634	126,432 - 143,288
02	37,850 - 49,291	61,569 - 71,090	79,651 - 91,524	112,635 - 128,891	143,289 - 155,930
03	49,292 - 56,921	71,091 - 77,444	91,525 - 99,443	128,892 - 139,734	155,931 - 164,360
04	56,922 - 58,629	77,445 - 79,767	99,444 - 102,426	139,735 - 143,926	164,361 - 166,500
05	58,630 - 60,388	79,768 - 82,160	102,427 - 105,499	143,927 - 148,244	166,500 - 166,500

Series: 1811

Locality Area: Dayton-Springfield-Sidney, OH



Special Pay Tables

Report Run On: April 10, 2019

Page 100 of 311

PPS: DCB003201 OPM: 0032 PROFESSIONAL Path: ZP Effective:06-Jan-19
 Prev. Yr Rate: 0.2822 Curr. Yr Rate: 0.0029 Loc. Diff: 0.78 Gen. Inc. 1.40 Issued:28-Mar-19

Band:	I	II	III	IV	V
Gs Range:	1-6	7-10	11-12	13-14	15-15
Interval					
01	0 - 0	49,808 - 62,709	72,099 - 86,844	99,172 - 122,808	137,849 - 150,583
02	44,319 - 50,282	62,710 - 74,479	86,845 - 99,791	122,809 - 140,534	150,584 - 160,133
03	50,283 - 57,610	74,480 - 82,326	99,792 - 108,422	140,535 - 152,352	160,134 - 166,500
04	57,611 - 59,338	82,327 - 84,796	108,423 - 111,675	152,353 - 156,923	166,500 - 166,500
05	59,339 - 61,118	84,797 - 87,340	111,676 - 115,025	156,924 - 161,631	166,500 - 166,500

Series: 1529

Counties: Anne Arundel Co. MD 24 0000 003 Alexandria City VA 51 0000 510 Arlington Co. VA 51 0000 013
 Charles Co. MD 24 0000 017 Calvert Co. MD 24 0000 009 Fairfax City VA 51 0000 600
 Falls Church City VA 51 0000 610 Fairfax Co. VA 51 0000 059 Frederick Co. MD 24 0000 021
 Manassas City VA 51 0000 683 Loudoun Co. VA 51 0000 107 Manassas Park City VA 51 0000 685
 Prince George's Co. MD 24 0000 033 Montgomery Co. MD 24 0000 031 Prince William Co. VA 51 0000 153
 Stafford Co. VA 51 0000 179

Locality Area: Washington-Baltimore-Arlington, DC-MD-VA-WV-PA



Special Pay Tables

Report Run On: April 10, 2019

Page 101 of 311

PPS: DCB022301 OPM: 0223 PROFESSIONAL Path: ZP Effective:06-Jan-19
 Prev. Yr Rate: 0.2822 Curr. Yr Rate: 0.0029 Loc. Diff: 0.78 Gen. Inc. 1.40 Issued:28-Mar-19

Band:	I	II	III	IV	V
Gs Range:	1-6	7-10	11-12	13-14	15-15
Interval					
01	0 - 0	47,264 - 62,709	69,581 - 86,844	99,172 - 122,808	137,849 - 150,583
02	38,152 - 48,256	62,710 - 74,479	86,845 - 99,791	122,809 - 140,534	150,584 - 160,133
03	48,257 - 55,006	74,480 - 82,326	99,792 - 108,422	140,535 - 152,352	160,134 - 166,500
04	55,007 - 56,656	82,327 - 84,796	108,423 - 111,675	152,353 - 156,923	166,500 - 166,500
05	56,657 - 58,356	84,797 - 87,340	111,676 - 115,025	156,924 - 161,631	166,500 - 166,500

Series: 1370

Counties: Calvert Co. MD 24 0000 009 Arlington Co. VA 51 0000 013 Charles Co. MD 24 0000 017
 Fairfax Co. VA 51 0000 059 District of Columbia DC 11 0000 001 Frederick Co. MD 24 0000 021
 Montgomery Co. MD 24 0000 031 Loudoun Co. VA 51 0000 107 Prince George's Co. MD 24 0000 033
 Stafford Co. VA 51 0000 179 Prince William Co. VA 51 0000 153

Locality Area: Washington-Baltimore-Arlington, DC-MD-VA-WV-PA



Special Pay Tables

Report Run On: April 10, 2019

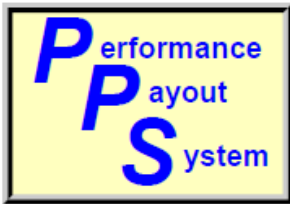
Page 102 of 311

PPS: DCB030402 OPM: 0304 ADMINISTRATIVE Path: ZA Effective:06-Jan-19
 Prev. Yr Rate: 0.2822 Curr. Yr Rate: 0.0029 Loc. Diff: 0.78 Gen. Inc. 1.40 Issued:28-Mar-19

Band:	I	II	III	IV	V
Gs Range:	1-6	7-10	11-12	13-14	15-15
Interval					
01	0 - 0	47,016 - 62,709	69,581 - 86,844	99,172 - 122,808	137,849 - 150,583
02	38,152 - 48,256	62,710 - 74,479	86,845 - 99,791	122,809 - 140,534	150,584 - 160,133
03	48,257 - 55,006	74,480 - 82,326	99,792 - 108,422	140,535 - 152,352	160,134 - 166,500
04	55,007 - 56,656	82,327 - 84,796	108,423 - 111,675	152,353 - 156,923	166,500 - 166,500
05	56,657 - 58,356	84,797 - 87,340	111,676 - 115,025	156,924 - 161,631	166,500 - 166,500

Counties: Calvert Co. MD 24 0000 009 Arlington Co. VA 51 0000 013 Charles Co. MD 24 0000 017
 Fairfax Co. VA 51 0000 059 District of Columbia DC 11 0000 001 Frederick Co. MD 24 0000 021
 Montgomery Co. MD 24 0000 031 Loudoun Co. VA 51 0000 107 Prince George's Co. MD 24 0000 033
 Stafford Co. VA 51 0000 179 Prince William Co. VA 51 0000 153

Locality Area: Washington-Baltimore-Arlington, DC-MD-VA-WV-PA



Special Pay Tables

Report Run On: April 10, 2019

Page 103 of 311

PPS: DCB041401 OPM: 0414 PROFESSIONAL Path: ZP Effective:06-Jan-19
 Prev. Yr Rate: 0.2822 Curr. Yr Rate: 0.0029 Loc. Diff: 0.78 Gen. Inc. 1.40 Issued:28-Mar-19

Band:	I	II	III	IV	V
Gs Range:	1-6	7-10	11-12	13-14	15-15
Interval					
01	0 - 0	47,264 - 62,709	69,581 - 86,844	99,172 - 122,808	137,849 - 150,583
02	38,152 - 48,256	62,710 - 74,479	86,845 - 99,791	122,809 - 140,534	150,584 - 160,133
03	48,257 - 55,006	74,480 - 82,326	99,792 - 108,422	140,535 - 152,352	160,134 - 166,500
04	55,007 - 56,656	82,327 - 84,796	108,423 - 111,675	152,353 - 156,923	166,500 - 166,500
05	56,657 - 58,356	84,797 - 87,340	111,676 - 115,025	156,924 - 161,631	166,500 - 166,500

Locality Area: Washington-Baltimore-Arlington, DC-MD-VA-WV-PA



Special Pay Tables

Report Run On: April 10, 2019

Page 104 of 311

PPS: DCB042201 OPM: 0422 PROFESSIONAL Path: ZP Effective:06-Jan-19
 Prev. Yr Rate: 0.2822 Curr. Yr Rate: 0.0029 Loc. Diff: 0.78 Gen. Inc. 1.40 Issued:28-Mar-19

Band:	I	II	III	IV	V
Gs Range:	1-6	7-10	11-12	13-14	15-15
Interval					
01	0 - 0	47,264 - 62,709	69,581 - 86,844	99,172 - 122,808	137,849 - 150,583
02	38,152 - 48,256	62,710 - 74,479	86,845 - 99,791	122,809 - 140,534	150,584 - 160,133
03	48,257 - 55,006	74,480 - 82,326	99,792 - 108,422	140,535 - 152,352	160,134 - 166,500
04	55,007 - 56,656	82,327 - 84,796	108,423 - 111,675	152,353 - 156,923	166,500 - 166,500
05	56,657 - 58,356	84,797 - 87,340	111,676 - 115,025	156,924 - 161,631	166,500 - 166,500

Locality Area: Washington-Baltimore-Arlington, DC-MD-VA-WV-PA



Special Pay Tables

Report Run On: April 10, 2019

Page 105 of 311

PPS: DCB983D03 OPM: 983D CLERICAL AND SUPPORT Path: ZS Effective:06-Jan-19
 Prev. Yr Rate: 0.2822 Curr. Yr Rate: 0.0029 Loc. Diff: 0.78 Gen. Inc. 1.40 Issued:28-Mar-19

Band:	I	II	III	IV	V
Gs Range:	1-2	3-4	5-6	7-8	9-10
Interval					
01	24,633 - 29,176	36,989 - 38,157	41,384 - 47,741	51,262 - 57,757	58,257 - 68,539
02	29,177 - 32,583	38,158 - 44,111	47,742 - 55,081	57,758 - 65,813	68,540 - 76,811
03	32,584 - 34,854	44,112 - 48,080	55,082 - 59,974	65,814 - 71,184	76,812 - 82,326
04	34,855 - 35,900	48,081 - 49,522	59,975 - 61,773	71,185 - 73,320	82,327 - 84,796
05	35,901 - 36,977	49,523 - 51,008	61,774 - 63,626	73,321 - 75,520	84,797 - 87,340

Locality Area: Washington-Baltimore-Arlington, DC-MD-VA-WV-PA



Special Pay Tables

Report Run On: April 10, 2019

Page 106 of 311

PPS: DCB999C01 OPM: 999C PROFESSIONAL Path: ZP Effective:06-Jan-19
 Prev. Yr Rate: 0.2822 Curr. Yr Rate: 0.0029 Loc. Diff: 0.78 Gen. Inc. 1.40 Issued:28-Mar-19

Band:	I	II	III	IV	V
Gs Range:	1-6	7-10	11-12	13-14	15-15
Interval					
01	0 - 0	49,081 - 62,709	69,581 - 86,844	99,172 - 122,808	137,849 - 150,583
02	41,090 - 48,256	62,710 - 74,479	86,845 - 99,791	122,809 - 140,534	150,584 - 160,133
03	48,257 - 55,006	74,480 - 82,326	99,792 - 108,422	140,535 - 152,352	160,134 - 166,500
04	55,007 - 56,656	82,327 - 84,796	108,423 - 111,675	152,353 - 156,923	166,500 - 166,500
05	56,657 - 58,356	84,797 - 87,340	111,676 - 115,025	156,924 - 161,631	166,500 - 166,500

Series: 1550

2210

Locality Area: Washington-Baltimore-Arlington, DC-MD-VA-WV-PA



Special Pay Tables

Report Run On: April 10, 2019

Page 107 of 311

PPS: DCBLEO OPM: LEO ADMINISTRATIVE Path: ZA Effective:06-Jan-19
 Prev. Yr Rate: 0.2822 Curr. Yr Rate: 0.0029 Loc. Diff: 0.78 Gen. Inc. 1.40 Issued:28-Mar-19

Band:	I	II	III	IV	V
Gs Range:	1-6	7-10	11-12	13-14	15-15
Interval					
01	24,633 - 41,265	53,285 - 67,129	69,581 - 86,841	99,172 - 122,804	137,849 - 150,581
02	41,266 - 53,739	67,130 - 77,512	86,842 - 99,786	122,805 - 140,528	150,582 - 160,130
03	53,740 - 62,061	77,513 - 84,437	99,787 - 108,422	140,529 - 152,352	160,131 - 166,500
04	62,062 - 63,923	84,438 - 86,970	108,423 - 111,675	152,353 - 156,923	166,500 - 166,500
05	63,924 - 65,841	86,971 - 89,579	111,676 - 115,025	156,924 - 161,631	166,500 - 166,500

Series: 1811

Locality Area: Washington-Baltimore-Arlington, DC-MD-VA-WV-PA



Special Pay Tables

Report Run On: April 10, 2019

Page 108 of 311

PPS: DEN041401 OPM: 0414 PROFESSIONAL Path: ZP Effective:06-Jan-19
 Prev. Yr Rate: 0.2547 Curr. Yr Rate: 0.0026 Loc. Diff: 0.80 Gen. Inc. 1.40 Issued:28-Mar-19

Band:	I	II	III	IV	V
Gs Range:	1-6	7-10	11-12	13-14	15-15
Interval					
01	0 - 0	47,264 - 61,245	67,956 - 84,816	96,856 - 119,940	134,629 - 148,794
02	38,152 - 47,130	61,246 - 72,740	84,817 - 97,460	119,941 - 137,252	148,795 - 159,418
03	47,131 - 53,722	72,741 - 80,404	97,461 - 105,890	137,253 - 148,794	159,419 - 166,500
04	53,723 - 55,334	80,405 - 82,816	105,891 - 109,067	148,795 - 153,258	166,500 - 166,500
05	55,335 - 56,994	82,817 - 85,300	109,068 - 112,339	153,259 - 157,856	166,500 - 166,500

Locality Area: Denver-Aurora, CO



Special Pay Tables

Report Run On: April 10, 2019

Page 109 of 311

PPS: DEN042201 OPM: 0422 PROFESSIONAL Path: ZP Effective:06-Jan-19
 Prev. Yr Rate: 0.2547 Curr. Yr Rate: 0.0026 Loc. Diff: 0.80 Gen. Inc. 1.40 Issued:28-Mar-19

Band:	I	II	III	IV	V
Gs Range:	1-6	7-10	11-12	13-14	15-15
Interval					
01	0 - 0	47,264 - 61,245	67,956 - 84,816	96,856 - 119,940	134,629 - 148,794
02	38,152 - 47,130	61,246 - 72,740	84,817 - 97,460	119,941 - 137,252	148,795 - 159,418
03	47,131 - 53,722	72,741 - 80,404	97,461 - 105,890	137,253 - 148,794	159,419 - 166,500
04	53,723 - 55,334	80,405 - 82,816	105,891 - 109,067	148,795 - 153,258	166,500 - 166,500
05	55,335 - 56,994	82,817 - 85,300	109,068 - 112,339	153,259 - 157,856	166,500 - 166,500

Locality Area: Denver-Aurora, CO



Special Pay Tables

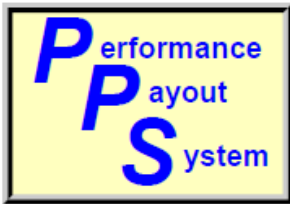
Report Run On: April 10, 2019

Page 110 of 311

PPS: DEN983C03 OPM: 983C CLERICAL AND SUPPORT Path: ZS Effective:06-Jan-19
 Prev. Yr Rate: 0.2547 Curr. Yr Rate: 0.0026 Loc. Diff: 0.80 Gen. Inc. 1.40 Issued:28-Mar-19

Band:	I	II	III	IV	V
Gs Range:	1-2	3-4	5-6	7-8	9-10
Interval					
01	24,058 - 28,494	35,939 - 37,159	40,210 - 46,493	49,808 - 56,217	56,478 - 66,939
02	28,495 - 31,822	37,160 - 42,893	46,494 - 53,561	56,218 - 63,941	66,940 - 75,018
03	31,823 - 34,040	42,894 - 46,716	53,562 - 58,273	63,942 - 69,090	75,019 - 80,404
04	34,041 - 35,061	46,717 - 48,117	58,274 - 60,021	69,091 - 71,163	80,405 - 82,816
05	35,062 - 36,113	48,118 - 49,561	60,022 - 61,822	71,164 - 73,298	82,817 - 85,300

Locality Area: Denver-Aurora, CO



Special Pay Tables

Report Run On: April 10, 2019

Page 111 of 311

PPS: DEN999D01 OPM: 999D PROFESSIONAL Path: ZP Effective:06-Jan-19
 Prev. Yr Rate: 0.2547 Curr. Yr Rate: 0.0026 Loc. Diff: 0.80 Gen. Inc. 1.40 Issued:28-Mar-19

Band:	I	II	III	IV	V
Gs Range:	1-6	7-10	11-12	13-14	15-15
Interval					
01	0 - 0	50,171 - 61,245	67,956 - 84,816	96,856 - 119,940	134,629 - 148,794
02	41,971 - 47,779	61,246 - 72,740	84,817 - 97,460	119,941 - 137,252	148,795 - 159,418
03	47,780 - 54,557	72,741 - 80,404	97,461 - 105,890	137,253 - 148,794	159,419 - 166,500
04	54,558 - 56,194	80,405 - 82,816	105,891 - 109,067	148,795 - 153,258	166,500 - 166,500
05	56,195 - 57,880	82,817 - 85,300	109,068 - 112,339	153,259 - 157,856	166,500 - 166,500

Series: 1550

2210

Locality Area: Denver-Aurora, CO



Special Pay Tables

Report Run On: April 10, 2019

Page 112 of 311

PPS: DENLEO OPM: LEO ADMINISTRATIVE Path: ZA Effective:06-Jan-19
 Prev. Yr Rate: 0.2547 Curr. Yr Rate: 0.0026 Loc. Diff: 0.80 Gen. Inc. 1.40 Issued:28-Mar-19

Band:	I	II	III	IV	V
Gs Range:	1-6	7-10	11-12	13-14	15-15
Interval					
01	24,058 - 40,302	52,041 - 65,561	67,956 - 84,812	96,856 - 119,936	134,629 - 148,793
02	40,303 - 52,485	65,562 - 75,701	84,813 - 97,454	119,937 - 137,246	148,794 - 159,416
03	52,486 - 60,611	75,702 - 82,465	97,455 - 105,890	137,247 - 148,794	159,417 - 166,500
04	60,612 - 62,429	82,466 - 84,939	105,891 - 109,067	148,795 - 153,258	166,500 - 166,500
05	62,430 - 64,302	84,940 - 87,487	109,068 - 112,339	153,259 - 157,856	166,500 - 166,500

Series: 1811

Locality Area: Denver-Aurora, CO



Special Pay Tables

Report Run On: April 10, 2019

Page 113 of 311

PPS: DET041401 OPM: 0414 PROFESSIONAL Path: ZP Effective:06-Jan-19
 Prev. Yr Rate: 0.2625 Curr. Yr Rate: 0.0026 Loc. Diff: 0.79 Gen. Inc. 1.40 Issued:28-Mar-19

Band:	I	II	III	IV	V
Gs Range:	1-6	7-10	11-12	13-14	15-15
Interval					
01	0 - 0	47,264 - 61,492	68,230 - 85,158	97,247 - 120,424	135,173 - 149,096
02	38,152 - 47,320	61,493 - 73,034	85,159 - 97,854	120,425 - 137,807	149,097 - 159,538
03	47,321 - 53,939	73,035 - 80,729	97,855 - 106,318	137,808 - 149,395	159,539 - 166,500
04	53,940 - 55,557	80,730 - 83,151	106,319 - 109,508	149,396 - 153,877	166,500 - 166,500
05	55,558 - 57,224	83,152 - 85,646	109,509 - 112,793	153,878 - 158,493	166,500 - 166,500

Locality Area: Detroit-Warren-Ann Arbor, MI



Special Pay Tables

Report Run On: April 10, 2019

Page 114 of 311

PPS: DET042201 OPM: 0422 PROFESSIONAL Path: ZP Effective:06-Jan-19
 Prev. Yr Rate: 0.2625 Curr. Yr Rate: 0.0026 Loc. Diff: 0.79 Gen. Inc. 1.40 Issued:28-Mar-19

Band:	I	II	III	IV	V
Gs Range:	1-6	7-10	11-12	13-14	15-15
Interval					
01	0 - 0	47,264 - 61,492	68,230 - 85,158	97,247 - 120,424	135,173 - 149,096
02	38,152 - 47,320	61,493 - 73,034	85,159 - 97,854	120,425 - 137,807	149,097 - 159,538
03	47,321 - 53,939	73,035 - 80,729	97,855 - 106,318	137,808 - 149,395	159,539 - 166,500
04	53,940 - 55,557	80,730 - 83,151	106,319 - 109,508	149,396 - 153,877	166,500 - 166,500
05	55,558 - 57,224	83,152 - 85,646	109,509 - 112,793	153,878 - 158,493	166,500 - 166,500

Locality Area: Detroit-Warren-Ann Arbor, MI



Special Pay Tables

Report Run On: April 10, 2019

Page 115 of 311

PPS: DET983C03 OPM: 983C CLERICAL AND SUPPORT Path: ZS Effective:06-Jan-19
 Prev. Yr Rate: 0.2625 Curr. Yr Rate: 0.0026 Loc. Diff: 0.79 Gen. Inc. 1.40 Issued:28-Mar-19

Band:	I	II	III	IV	V
Gs Range:	1-2	3-4	5-6	7-8	9-10
Interval					
01	24,155 - 28,610	35,939 - 37,225	40,210 - 46,576	49,808 - 56,319	56,478 - 67,210
02	28,611 - 31,951	37,226 - 42,920	46,577 - 53,594	56,320 - 63,982	67,211 - 75,321
03	31,952 - 34,178	42,921 - 46,716	53,595 - 58,273	63,983 - 69,090	75,322 - 80,729
04	34,179 - 35,203	46,717 - 48,117	58,274 - 60,021	69,091 - 71,163	80,730 - 83,151
05	35,204 - 36,259	48,118 - 49,561	60,022 - 61,822	71,164 - 73,298	83,152 - 85,646

Locality Area: Detroit-Warren-Ann Arbor, MI



Special Pay Tables

Report Run On: April 10, 2019

Page 116 of 311

PPS: DET999D01 OPM: 999D PROFESSIONAL Path: ZP Effective:06-Jan-19
 Prev. Yr Rate: 0.2625 Curr. Yr Rate: 0.0026 Loc. Diff: 0.79 Gen. Inc. 1.40 Issued:28-Mar-19

Band:	I	II	III	IV	V
Gs Range:	1-6	7-10	11-12	13-14	15-15
Interval					
01	0 - 0	50,171 - 61,492	68,230 - 85,158	97,247 - 120,424	135,173 - 149,096
02	41,971 - 47,801	61,493 - 73,034	85,159 - 97,854	120,425 - 137,807	149,097 - 159,538
03	47,802 - 54,557	73,035 - 80,729	97,855 - 106,318	137,808 - 149,395	159,539 - 166,500
04	54,558 - 56,194	80,730 - 83,151	106,319 - 109,508	149,396 - 153,877	166,500 - 166,500
05	56,195 - 57,880	83,152 - 85,646	109,509 - 112,793	153,878 - 158,493	166,500 - 166,500

Series: 1550

2210

Locality Area: Detroit-Warren-Ann Arbor, MI



Special Pay Tables

Report Run On: April 10, 2019

Page 117 of 311

PPS: DETLEO OPM: LEO ADMINISTRATIVE Path: ZA Effective:06-Jan-19
 Prev. Yr Rate: 0.2625 Curr. Yr Rate: 0.0026 Loc. Diff: 0.79 Gen. Inc. 1.40 Issued:28-Mar-19

Band:	I	II	III	IV	V
Gs Range:	1-6	7-10	11-12	13-14	15-15
Interval					
01	24,155 - 40,463	52,251 - 65,827	68,230 - 85,158	97,247 - 120,423	135,173 - 149,093
02	40,464 - 52,694	65,828 - 76,009	85,159 - 97,854	120,424 - 137,805	149,094 - 159,533
03	52,695 - 60,856	76,010 - 82,798	97,855 - 106,318	137,806 - 149,395	159,534 - 166,500
04	60,857 - 62,682	82,799 - 85,282	106,319 - 109,508	149,396 - 153,877	166,500 - 166,500
05	62,683 - 64,562	85,283 - 87,840	109,509 - 112,793	153,878 - 158,493	166,500 - 166,500

Series: 1811

Locality Area: Detroit-Warren-Ann Arbor, MI



Special Pay Tables

Report Run On: April 10, 2019

Page 118 of 311

PPS: DFW041401 OPM: 0414 PROFESSIONAL Path: ZP Effective:06-Jan-19
 Prev. Yr Rate: 0.2340 Curr. Yr Rate: 0.0024 Loc. Diff: 0.81 Gen. Inc. 1.40 Issued:28-Mar-19

Band:	I	II	III	IV	V
Gs Range:	1-6	7-10	11-12	13-14	15-15
Interval					
01	0 - 0	47,264 - 60,231	66,831 - 83,412	95,253 - 117,955	132,402 - 147,557
02	38,152 - 46,350	60,232 - 71,536	83,413 - 95,848	117,956 - 134,981	147,558 - 158,923
03	46,351 - 52,833	71,537 - 79,073	95,849 - 104,138	134,982 - 146,332	158,924 - 166,500
04	52,834 - 54,418	79,074 - 81,445	104,139 - 107,262	146,333 - 150,722	166,500 - 166,500
05	54,419 - 56,051	81,446 - 83,888	107,263 - 110,480	150,723 - 155,244	166,500 - 166,500

Locality Area: Dallas-Fort Worth, TX-OK



Special Pay Tables

Report Run On: April 10, 2019

Page 119 of 311

PPS: DFW042201 OPM: 0422 PROFESSIONAL Path: ZP Effective:06-Jan-19
 Prev. Yr Rate: 0.2340 Curr. Yr Rate: 0.0024 Loc. Diff: 0.81 Gen. Inc. 1.40 Issued:28-Mar-19

Band:	I	II	III	IV	V
Gs Range:	1-6	7-10	11-12	13-14	15-15
Interval					
01	0 - 0	47,264 - 60,231	66,831 - 83,412	95,253 - 117,955	132,402 - 147,557
02	38,152 - 46,350	60,232 - 71,536	83,413 - 95,848	117,956 - 134,981	147,558 - 158,923
03	46,351 - 52,833	71,537 - 79,073	95,849 - 104,138	134,982 - 146,332	158,924 - 166,500
04	52,834 - 54,418	79,074 - 81,445	104,139 - 107,262	146,333 - 150,722	166,500 - 166,500
05	54,419 - 56,051	81,446 - 83,888	107,263 - 110,480	150,723 - 155,244	166,500 - 166,500

Locality Area: Dallas-Fort Worth, TX-OK



Special Pay Tables

Report Run On: April 10, 2019

Page 120 of 311

PPS: DFW999C01 OPM: 999C PROFESSIONAL Path: ZP Effective:06-Jan-19
 Prev. Yr Rate: 0.2340 Curr. Yr Rate: 0.0024 Loc. Diff: 0.81 Gen. Inc. 1.40 Issued:28-Mar-19

Band:	I	II	III	IV	V
Gs Range:	1-6	7-10	11-12	13-14	15-15
Interval					
01	0 - 0	49,081 - 60,231	66,831 - 83,412	95,253 - 117,955	132,402 - 147,557
02	41,090 - 46,801	60,232 - 71,536	83,413 - 95,848	117,956 - 134,981	147,558 - 158,923
03	46,802 - 53,413	71,537 - 79,073	95,849 - 104,138	134,982 - 146,332	158,924 - 166,500
04	53,414 - 55,015	79,074 - 81,445	104,139 - 107,262	146,333 - 150,722	166,500 - 166,500
05	55,016 - 56,665	81,446 - 83,888	107,263 - 110,480	150,723 - 155,244	166,500 - 166,500

Series: 1550

2210

Locality Area: Dallas-Fort Worth, TX-OK



Special Pay Tables

Report Run On: April 10, 2019

Page 121 of 311

PPS: DFWLEO OPM: LEO ADMINISTRATIVE Path: ZA Effective:06-Jan-19
 Prev. Yr Rate: 0.2340 Curr. Yr Rate: 0.0024 Loc. Diff: 0.81 Gen. Inc. 1.40 Issued:28-Mar-19

Band:	I	II	III	IV	V
Gs Range:	1-6	7-10	11-12	13-14	15-15
Interval					
01	23,660 - 39,636	51,179 - 64,475	66,831 - 83,411	95,253 - 117,953	132,402 - 147,554
02	39,637 - 51,618	64,476 - 74,447	83,412 - 95,846	117,954 - 134,978	147,555 - 158,918
03	51,619 - 59,608	74,448 - 81,100	95,847 - 104,138	134,979 - 146,332	158,919 - 166,500
04	59,609 - 61,396	81,101 - 83,533	104,139 - 107,262	146,333 - 150,722	166,500 - 166,500
05	61,397 - 63,238	83,534 - 86,039	107,263 - 110,480	150,723 - 155,244	166,500 - 166,500

Series: 1811

Locality Area: Dallas-Fort Worth, TX-OK



Special Pay Tables

Report Run On: April 10, 2019

Page 122 of 311

PPS: DV030501 OPM: 0305 PROFESSIONAL Path: ZP Effective:06-Jan-19
 Prev. Yr Rate: 0.1608 Curr. Yr Rate: 0.0016 Loc. Diff: 0.86 Gen. Inc. 1.40 Issued:28-Mar-19

Band:	I	II	III	IV	V
Gs Range:	1-6	7-10	11-12	13-14	15-15
Interval					
01	34,240 - 34,349	42,351 - 56,488	62,677 - 78,227	89,333 - 110,624	124,173 - 140,729
02	34,350 - 43,469	56,489 - 67,091	78,228 - 89,890	110,625 - 126,592	140,730 - 153,145
03	43,470 - 49,549	67,092 - 74,159	89,891 - 97,665	126,593 - 137,237	153,146 - 161,423
04	49,550 - 51,035	74,160 - 76,384	97,666 - 100,595	137,238 - 141,354	161,424 - 166,266
05	51,036 - 52,566	76,385 - 78,676	100,596 - 103,613	141,355 - 145,595	166,267 - 166,500

Locality Area: Davenport-Moline, IA-IL



Special Pay Tables

Report Run On: April 10, 2019

Page 123 of 311

PPS: DV041401 OPM: 0414 PROFESSIONAL Path: ZP Effective:06-Jan-19
 Prev. Yr Rate: 0.1608 Curr. Yr Rate: 0.0016 Loc. Diff: 0.86 Gen. Inc. 1.40 Issued:28-Mar-19

Band:	I	II	III	IV	V
Gs Range:	1-6	7-10	11-12	13-14	15-15
Interval					
01	0 - 0	47,264 - 56,488	62,677 - 78,227	89,333 - 110,624	124,173 - 140,729
02	38,152 - 43,469	56,489 - 67,091	78,228 - 89,890	110,625 - 126,592	140,730 - 153,145
03	43,470 - 49,549	67,092 - 74,159	89,891 - 97,665	126,593 - 137,237	153,146 - 161,423
04	49,550 - 51,035	74,160 - 76,384	97,666 - 100,595	137,238 - 141,354	161,424 - 166,266
05	51,036 - 52,566	76,385 - 78,676	100,596 - 103,613	141,355 - 145,595	166,267 - 166,500

Locality Area: Davenport-Moline, IA-IL



Special Pay Tables

Report Run On: April 10, 2019

Page 124 of 311

PPS: DV042201 OPM: 0422 PROFESSIONAL Path: ZP Effective:06-Jan-19
 Prev. Yr Rate: 0.1608 Curr. Yr Rate: 0.0016 Loc. Diff: 0.86 Gen. Inc. 1.40 Issued:28-Mar-19

Band:	I	II	III	IV	V
Gs Range:	1-6	7-10	11-12	13-14	15-15
Interval					
01	0 - 0	47,264 - 56,488	62,775 - 78,227	89,333 - 110,624	124,173 - 140,729
02	38,152 - 43,469	56,489 - 67,091	78,228 - 89,890	110,625 - 126,592	140,730 - 153,145
03	43,470 - 49,549	67,092 - 74,159	89,891 - 97,665	126,593 - 137,237	153,146 - 161,423
04	49,550 - 51,035	74,160 - 76,384	97,666 - 100,595	137,238 - 141,354	161,424 - 166,266
05	51,036 - 52,566	76,385 - 78,676	100,596 - 103,613	141,355 - 145,595	166,267 - 166,500

Locality Area: Davenport-Moline, IA-IL



Special Pay Tables

Report Run On: April 10, 2019

Page 125 of 311

PPS: DV999B01 OPM: 999B PROFESSIONAL Path: ZP Effective:06-Jan-19
 Prev. Yr Rate: 0.1608 Curr. Yr Rate: 0.0016 Loc. Diff: 0.86 Gen. Inc. 1.40 Issued:28-Mar-19

Band:	I	II	III	IV	V
Gs Range:	1-6	7-10	11-12	13-14	15-15
Interval					
01	0 - 0	48,353 - 56,929	63,490 - 78,227	89,333 - 110,624	124,173 - 140,729
02	40,503 - 45,881	56,930 - 67,863	78,228 - 89,890	110,625 - 126,592	140,730 - 153,145
03	45,882 - 52,650	67,864 - 75,152	89,891 - 97,665	126,593 - 137,237	153,146 - 161,423
04	52,651 - 54,230	75,153 - 77,407	97,666 - 100,595	137,238 - 141,354	161,424 - 166,266
05	54,231 - 55,857	77,408 - 79,729	100,596 - 103,613	141,355 - 145,595	166,267 - 166,500

Series: 1550 2210

Locality Area: Davenport-Moline, IA-IL



Special Pay Tables

Report Run On: April 10, 2019

Page 126 of 311

PPS: DV999C01 OPM: 999C PROFESSIONAL Path: ZP Effective:06-Jan-19
 Prev. Yr Rate: 0.1608 Curr. Yr Rate: 0.0016 Loc. Diff: 0.86 Gen. Inc. 1.40 Issued:28-Mar-19

Band:	I	II	III	IV	V
Gs Range:	1-6	7-10	11-12	13-14	15-15
Interval					
01	0 - 0	49,081 - 56,929	64,566 - 78,227	89,333 - 110,624	124,173 - 140,729
02	41,090 - 46,474	56,930 - 67,863	78,228 - 89,890	110,625 - 126,592	140,730 - 153,145
03	46,475 - 53,413	67,864 - 75,152	89,891 - 97,665	126,593 - 137,237	153,146 - 161,423
04	53,414 - 55,015	75,153 - 77,407	97,666 - 100,595	137,238 - 141,354	161,424 - 166,266
05	55,016 - 56,665	77,408 - 79,729	100,596 - 103,613	141,355 - 145,595	166,267 - 166,500

Series: 1550 2210

Locality Area: Davenport-Moline, IA-IL



Special Pay Tables

Report Run On: April 10, 2019

Page 127 of 311

PPS: DV999D01 OPM: 999D PROFESSIONAL Path: ZP Effective:06-Jan-19
 Prev. Yr Rate: 0.1608 Curr. Yr Rate: 0.0016 Loc. Diff: 0.86 Gen. Inc. 1.40 Issued:28-Mar-19

Band:	I	II	III	IV	V
Gs Range:	1-6	7-10	11-12	13-14	15-15
Interval					
01	0 - 0	50,171 - 57,700	62,677 - 78,227	89,333 - 110,624	124,173 - 140,729
02	41,971 - 47,364	57,701 - 69,212	78,228 - 89,890	110,625 - 126,592	140,730 - 153,145
03	47,365 - 54,557	69,213 - 76,886	89,891 - 97,665	126,593 - 137,237	153,146 - 161,423
04	54,558 - 56,194	76,887 - 79,193	97,666 - 100,595	137,238 - 141,354	161,424 - 166,266
05	56,195 - 57,880	79,194 - 81,569	100,596 - 103,613	141,355 - 145,595	166,267 - 166,500

Series: 1550

2210

Locality Area: Davenport-Moline, IA-IL



Special Pay Tables

Report Run On: April 10, 2019

Page 128 of 311

PPS: DV999E01 OPM: 999E PROFESSIONAL Path: ZP Effective:06-Jan-19
 Prev. Yr Rate: 0.1608 Curr. Yr Rate: 0.0016 Loc. Diff: 0.86 Gen. Inc. 1.40 Issued:28-Mar-19

Band:	I	II	III	IV	V
Gs Range:	1-6	7-10	11-12	13-14	15-15
Interval					
01	0 - 0	50,898 - 58,214	62,677 - 78,227	89,333 - 110,624	124,173 - 140,729
02	42,558 - 47,958	58,215 - 70,111	78,228 - 89,890	110,625 - 126,592	140,730 - 153,145
03	47,959 - 55,320	70,112 - 78,042	89,891 - 97,665	126,593 - 137,237	153,146 - 161,423
04	55,321 - 56,980	78,043 - 80,383	97,666 - 100,595	137,238 - 141,354	161,424 - 166,266
05	56,981 - 58,689	80,384 - 82,794	100,596 - 103,613	141,355 - 145,595	166,267 - 166,500

Series: 1550

2210

Locality Area: Davenport-Moline, IA-IL



Special Pay Tables

Report Run On: April 10, 2019

Page 129 of 311

PPS: DV999F01 OPM: 999F PROFESSIONAL Path: ZP Effective:06-Jan-19
 Prev. Yr Rate: 0.1608 Curr. Yr Rate: 0.0016 Loc. Diff: 0.86 Gen. Inc. 1.40 Issued:28-Mar-19

Band:	I	II	III	IV	V
Gs Range:	1-6	7-10	11-12	13-14	15-15
Interval					
01	0 - 0	52,353 - 56,488	62,677 - 78,227	89,333 - 110,624	124,173 - 140,729
02	43,732 - 49,144	56,489 - 67,091	78,228 - 89,890	110,625 - 126,592	140,730 - 153,145
03	49,145 - 56,846	67,092 - 74,159	89,891 - 97,665	126,593 - 137,237	153,146 - 161,423
04	56,847 - 58,551	74,160 - 76,384	97,666 - 100,595	137,238 - 141,354	161,424 - 166,266
05	58,552 - 60,308	76,385 - 78,676	100,596 - 103,613	141,355 - 145,595	166,267 - 166,500

Series: 1550 2210

Locality Area: Davenport-Moline, IA-IL



Special Pay Tables

Report Run On: April 10, 2019

Page 130 of 311

PPS: DVLEO OPM: LEO ADMINISTRATIVE Path: ZA Effective:06-Jan-19
 Prev. Yr Rate: 0.1608 Curr. Yr Rate: 0.0016 Loc. Diff: 0.86 Gen. Inc. 1.40 Issued:28-Mar-19

Band:	I	II	III	IV	V
Gs Range:	1-6	7-10	11-12	13-14	15-15
Interval					
01	22,189 - 37,173	47,999 - 60,467	62,677 - 78,225	89,333 - 110,621	124,173 - 140,725
02	37,174 - 48,411	60,468 - 69,818	78,226 - 89,886	110,622 - 126,587	140,726 - 153,139
03	48,412 - 55,904	69,819 - 76,060	89,887 - 97,665	126,588 - 137,237	153,140 - 161,423
04	55,905 - 57,581	76,061 - 78,342	97,666 - 100,595	137,238 - 141,354	161,424 - 166,266
05	57,582 - 59,308	78,343 - 80,692	100,596 - 103,613	141,355 - 145,595	166,267 - 166,500

Series: 1811

Locality Area: Davenport-Moline, IA-IL



Special Pay Tables

Report Run On: April 10, 2019

Page 131 of 311

PPS: HAR041401 OPM: 0414

PROFESSIONAL

Path: ZP

Effective:06-Jan-19

Prev. Yr Rate: 0.2821

Curr. Yr Rate: 0.0028

Loc. Diff: 0.78

Gen. Inc. 1.40

Issued:28-Mar-19

Band:	I	II	III	IV	V
Gs Range:	1-6	7-10	11-12	13-14	15-15
Interval					
01	0 - 0	47,264 - 62,491	69,339 - 86,542	98,827 - 122,380	137,369 - 150,316
02	38,152 - 48,089	62,492 - 74,220	86,543 - 99,444	122,381 - 140,045	150,317 - 160,026
03	48,090 - 54,815	74,221 - 82,040	99,445 - 108,045	140,046 - 151,822	160,027 - 166,500
04	54,816 - 56,459	82,041 - 84,501	108,046 - 111,286	151,823 - 156,377	166,500 - 166,500
05	56,460 - 58,153	84,502 - 87,036	111,287 - 114,625	156,378 - 161,068	166,500 - 166,500

Locality Area: Hartford-West Hartford, CT-MA



Special Pay Tables

Report Run On: April 10, 2019

Page 132 of 311

PPS: HAR042201 OPM: 0422

PROFESSIONAL

Path: ZP

Effective:06-Jan-19

Prev. Yr Rate: 0.2821

Curr. Yr Rate: 0.0028

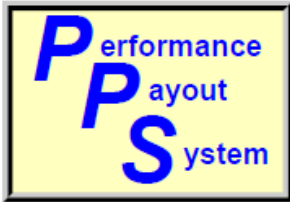
Loc. Diff: 0.78

Gen. Inc.1.40

Issued:28-Mar-19

Band:	I	II	III	IV	V
Gs Range:	1-6	7-10	11-12	13-14	15-15
Interval					
01	0 - 0	47,264 - 62,491	69,339 - 86,542	98,827 - 122,380	137,369 - 150,316
02	38,152 - 48,089	62,492 - 74,220	86,543 - 99,444	122,381 - 140,045	150,317 - 160,026
03	48,090 - 54,815	74,221 - 82,040	99,445 - 108,045	140,046 - 151,822	160,027 - 166,500
04	54,816 - 56,459	82,041 - 84,501	108,046 - 111,286	151,823 - 156,377	166,500 - 166,500
05	56,460 - 58,153	84,502 - 87,036	111,287 - 114,625	156,378 - 161,068	166,500 - 166,500

Locality Area: Hartford-West Hartford, CT-MA



Special Pay Tables

Report Run On: April 10, 2019

Page 133 of 311

PPS: HAR999D01 OPM: 999D PROFESSIONAL Path: ZP Effective:06-Jan-19
 Prev. Yr Rate: 0.2821 Curr. Yr Rate: 0.0028 Loc. Diff: 0.78 Gen. Inc. 1.40 Issued:28-Mar-19

Band:	I	II	III	IV	V
Gs Range:	1-6	7-10	11-12	13-14	15-15
Interval					
01	0 - 0	50,171 - 62,491	69,339 - 86,542	98,827 - 122,380	137,369 - 150,316
02	41,971 - 48,089	62,492 - 74,220	86,543 - 99,444	122,381 - 140,045	150,317 - 160,026
03	48,090 - 54,815	74,221 - 82,040	99,445 - 108,045	140,046 - 151,822	160,027 - 166,500
04	54,816 - 56,459	82,041 - 84,501	108,046 - 111,286	151,823 - 156,377	166,500 - 166,500
05	56,460 - 58,153	84,502 - 87,036	111,287 - 114,625	156,378 - 161,068	166,500 - 166,500

Series: 1550

2210

Locality Area: Hartford-West Hartford, CT-MA



Special Pay Tables

Report Run On: April 10, 2019

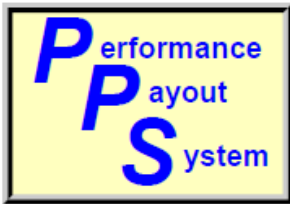
Page 134 of 311

PPS: HARLEO OPM: LEO ADMINISTRATIVE Path: ZA Effective:06-Jan-19
 Prev. Yr Rate: 0.2821 Curr. Yr Rate: 0.0028 Loc. Diff: 0.78 Gen. Inc. 1.40 Issued:28-Mar-19

Band:	I	II	III	IV	V
Gs Range:	1-6	7-10	11-12	13-14	15-15
Interval					
01	24,547 - 41,123	53,100 - 66,896	69,339 - 86,539	98,827 - 122,379	137,369 - 150,313
02	41,124 - 53,555	66,897 - 77,243	86,540 - 99,439	122,380 - 140,043	150,314 - 160,021
03	53,556 - 61,845	77,244 - 84,143	99,440 - 108,045	140,044 - 151,822	160,022 - 166,500
04	61,846 - 63,700	84,144 - 86,667	108,046 - 111,286	151,823 - 156,377	166,500 - 166,500
05	63,701 - 65,611	86,668 - 89,267	111,287 - 114,625	156,378 - 161,068	166,500 - 166,500

Series: 1811

Locality Area: Hartford-West Hartford, CT-MA



Special Pay Tables

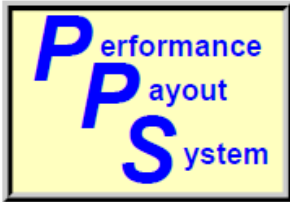
Report Run On: April 10, 2019

Page 135 of 311

PPS: HB030501 OPM: 0305 PROFESSIONAL Path: ZP Effective:06-Jan-19
 Prev. Yr Rate: 0.1615 Curr. Yr Rate: 0.0016 Loc. Diff: 0.86 Gen. Inc. 1.40 Issued:28-Mar-19

Band:	I	II	III	IV	V
Gs Range:	1-6	7-10	11-12	13-14	15-15
Interval					
01	34,240 - 34,396	42,409 - 56,565	62,764 - 78,335	89,455 - 110,775	124,343 - 140,921
02	34,397 - 43,529	56,566 - 67,183	78,336 - 90,013	110,776 - 126,765	140,922 - 153,355
03	43,530 - 49,617	67,184 - 74,261	90,014 - 97,799	126,766 - 137,425	153,356 - 161,644
04	49,618 - 51,106	74,262 - 76,489	97,800 - 100,733	137,426 - 141,548	161,645 - 166,493
05	51,107 - 52,639	76,490 - 78,784	100,734 - 103,755	141,549 - 145,794	166,494 - 166,500

Locality Area: Harrisburg-Lebanon, PA



Special Pay Tables

Report Run On: April 10, 2019

Page 136 of 311

PPS: HB041401 OPM: 0414 PROFESSIONAL Path: ZP Effective:06-Jan-19
 Prev. Yr Rate: 0.1615 Curr. Yr Rate: 0.0016 Loc. Diff: 0.86 Gen. Inc. 1.40 Issued:28-Mar-19

Band:	I	II	III	IV	V
Gs Range:	1-6	7-10	11-12	13-14	15-15
Interval					
01	0 - 0	47,264 - 56,565	62,764 - 78,335	89,455 - 110,775	124,343 - 140,921
02	38,152 - 43,529	56,566 - 67,183	78,336 - 90,013	110,776 - 126,765	140,922 - 153,355
03	43,530 - 49,617	67,184 - 74,261	90,014 - 97,799	126,766 - 137,425	153,356 - 161,644
04	49,618 - 51,106	74,262 - 76,489	97,800 - 100,733	137,426 - 141,548	161,645 - 166,493
05	51,107 - 52,639	76,490 - 78,784	100,734 - 103,755	141,549 - 145,794	166,494 - 166,500

Locality Area: Harrisburg-Lebanon, PA



Special Pay Tables

Report Run On: April 10, 2019

Page 137 of 311

PPS: HB042201 OPM: 0422 PROFESSIONAL Path: ZP Effective:06-Jan-19
 Prev. Yr Rate: 0.1615 Curr. Yr Rate: 0.0016 Loc. Diff: 0.86 Gen. Inc. 1.40 Issued:28-Mar-19

Band:	I	II	III	IV	V
Gs Range:	1-6	7-10	11-12	13-14	15-15
Interval					
01	0 - 0	47,264 - 56,565	62,775 - 78,335	89,455 - 110,775	124,343 - 140,921
02	38,152 - 43,529	56,566 - 67,183	78,336 - 90,013	110,776 - 126,765	140,922 - 153,355
03	43,530 - 49,617	67,184 - 74,261	90,014 - 97,799	126,766 - 137,425	153,356 - 161,644
04	49,618 - 51,106	74,262 - 76,489	97,800 - 100,733	137,426 - 141,548	161,645 - 166,493
05	51,107 - 52,639	76,490 - 78,784	100,734 - 103,755	141,549 - 145,794	166,494 - 166,500

Locality Area: Harrisburg-Lebanon, PA



Special Pay Tables

Report Run On: April 10, 2019

Page 138 of 311

PPS: HB999B01 OPM: 999B PROFESSIONAL Path: ZP Effective:06-Jan-19
 Prev. Yr Rate: 0.1615 Curr. Yr Rate: 0.0016 Loc. Diff: 0.86 Gen. Inc. 1.40 Issued:28-Mar-19

Band:	I	II	III	IV	V
Gs Range:	1-6	7-10	11-12	13-14	15-15
Interval					
01	0 - 0	48,353 - 56,961	63,490 - 78,335	89,455 - 110,775	124,343 - 140,921
02	40,503 - 45,888	56,962 - 67,876	78,336 - 90,013	110,776 - 126,765	140,922 - 153,355
03	45,889 - 52,650	67,877 - 75,152	90,014 - 97,799	126,766 - 137,425	153,356 - 161,644
04	52,651 - 54,230	75,153 - 77,407	97,800 - 100,733	137,426 - 141,548	161,645 - 166,493
05	54,231 - 55,857	77,408 - 79,729	100,734 - 103,755	141,549 - 145,794	166,494 - 166,500

Series: 1550 2210

Locality Area: Harrisburg-Lebanon, PA



Special Pay Tables

Report Run On: April 10, 2019

Page 139 of 311

PPS: HB999C01 OPM: 999C PROFESSIONAL Path: ZP Effective:06-Jan-19
 Prev. Yr Rate: 0.1615 Curr. Yr Rate: 0.0016 Loc. Diff: 0.86 Gen. Inc. 1.40 Issued:28-Mar-19

Band:	I	II	III	IV	V
Gs Range:	1-6	7-10	11-12	13-14	15-15
Interval					
01	0 - 0	49,081 - 56,961	64,566 - 78,335	89,455 - 110,775	124,343 - 140,921
02	41,090 - 46,481	56,962 - 67,876	78,336 - 90,013	110,776 - 126,765	140,922 - 153,355
03	46,482 - 53,413	67,877 - 75,152	90,014 - 97,799	126,766 - 137,425	153,356 - 161,644
04	53,414 - 55,015	75,153 - 77,407	97,800 - 100,733	137,426 - 141,548	161,645 - 166,493
05	55,016 - 56,665	77,408 - 79,729	100,734 - 103,755	141,549 - 145,794	166,494 - 166,500

Series: 1550 2210

Locality Area: Harrisburg-Lebanon, PA



Special Pay Tables

Report Run On: April 10, 2019

Page 140 of 311

PPS: HB999D01 OPM: 999D PROFESSIONAL Path: ZP Effective:06-Jan-19
 Prev. Yr Rate: 0.1615 Curr. Yr Rate: 0.0016 Loc. Diff: 0.86 Gen. Inc. 1.40 Issued:28-Mar-19

Band:	I	II	III	IV	V
Gs Range:	1-6	7-10	11-12	13-14	15-15
Interval					
01	0 - 0	50,171 - 57,732	62,764 - 78,335	89,455 - 110,775	124,343 - 140,921
02	41,971 - 47,371	57,733 - 69,224	78,336 - 90,013	110,776 - 126,765	140,922 - 153,355
03	47,372 - 54,557	69,225 - 76,886	90,014 - 97,799	126,766 - 137,425	153,356 - 161,644
04	54,558 - 56,194	76,887 - 79,193	97,800 - 100,733	137,426 - 141,548	161,645 - 166,493
05	56,195 - 57,880	79,194 - 81,569	100,734 - 103,755	141,549 - 145,794	166,494 - 166,500

Series: 1550 2210

Locality Area: Harrisburg-Lebanon, PA



Special Pay Tables

Report Run On: April 10, 2019

Page 141 of 311

PPS: HB999E01 OPM: 999E PROFESSIONAL Path: ZP Effective:06-Jan-19
 Prev. Yr Rate: 0.1615 Curr. Yr Rate: 0.0016 Loc. Diff: 0.86 Gen. Inc. 1.40 Issued:28-Mar-19

Band:	I	II	III	IV	V
Gs Range:	1-6	7-10	11-12	13-14	15-15
Interval					
01	0 - 0	50,898 - 58,246	62,764 - 78,335	89,455 - 110,775	124,343 - 140,921
02	42,558 - 47,964	58,247 - 70,124	78,336 - 90,013	110,776 - 126,765	140,922 - 153,355
03	47,965 - 55,320	70,125 - 78,042	90,014 - 97,799	126,766 - 137,425	153,356 - 161,644
04	55,321 - 56,980	78,043 - 80,383	97,800 - 100,733	137,426 - 141,548	161,645 - 166,493
05	56,981 - 58,689	80,384 - 82,794	100,734 - 103,755	141,549 - 145,794	166,494 - 166,500

Series: 1550

2210

Locality Area: Harrisburg-Lebanon, PA



Special Pay Tables

Report Run On: April 10, 2019

Page 142 of 311

PPS: HB999F01 OPM: 999F PROFESSIONAL Path: ZP Effective:06-Jan-19
 Prev. Yr Rate: 0.1615 Curr. Yr Rate: 0.0016 Loc. Diff: 0.86 Gen. Inc. 1.40 Issued:28-Mar-19

Band:	I	II	III	IV	V
Gs Range:	1-6	7-10	11-12	13-14	15-15
Interval					
01	0 - 0	52,353 - 56,565	62,764 - 78,335	89,455 - 110,775	124,343 - 140,921
02	43,732 - 49,151	56,566 - 67,183	78,336 - 90,013	110,776 - 126,765	140,922 - 153,355
03	49,152 - 56,846	67,184 - 74,261	90,014 - 97,799	126,766 - 137,425	153,356 - 161,644
04	56,847 - 58,551	74,262 - 76,489	97,800 - 100,733	137,426 - 141,548	161,645 - 166,493
05	58,552 - 60,308	76,490 - 78,784	100,734 - 103,755	141,549 - 145,794	166,494 - 166,500

Series: 1550 2210

Locality Area: Harrisburg-Lebanon, PA



Special Pay Tables

Report Run On: April 10, 2019

Page 143 of 311

PPS: HBLEO OPM: LEO ADMINISTRATIVE Path: ZA Effective:06-Jan-19
 Prev. Yr Rate: 0.1615 Curr. Yr Rate: 0.0016 Loc. Diff: 0.86 Gen. Inc. 1.40 Issued:28-Mar-19

Band:	I	II	III	IV	V
Gs Range:	1-6	7-10	11-12	13-14	15-15
Interval					
01	22,219 - 37,223	48,064 - 60,552	62,764 - 78,332	89,455 - 110,775	124,343 - 140,919
02	37,224 - 48,476	60,553 - 69,918	78,333 - 90,008	110,776 - 126,765	140,920 - 153,351
03	48,477 - 55,980	69,919 - 76,164	90,009 - 97,799	126,766 - 137,425	153,352 - 161,644
04	55,981 - 57,659	76,165 - 78,449	97,800 - 100,733	137,426 - 141,548	161,645 - 166,493
05	57,660 - 59,389	78,450 - 80,802	100,734 - 103,755	141,549 - 145,794	166,494 - 166,500

Series: 1811

Locality Area: Harrisburg-Lebanon, PA



Special Pay Tables

Report Run On: April 10, 2019

Page 144 of 311

PPS: HI305H01 OPM: 305H PROFESSIONAL Path: ZP Effective:06-Jan-19
 Prev. Yr Rate: 0.1843 Curr. Yr Rate: 0.0018 Loc. Diff: 0.85 Gen. Inc. 1.40 Issued:28-Mar-19

Band:	I	II	III	IV	V
Gs Range:	1-6	7-10	11-12	13-14	15-15
Interval					
01	0 - 0	48,104 - 59,871	67,605 - 80,855	91,242 - 112,988	126,827 - 143,736
02	39,811 - 44,398	59,872 - 72,332	80,856 - 93,484	112,989 - 129,297	143,737 - 156,418
03	44,399 - 50,608	72,333 - 80,640	93,485 - 101,903	129,298 - 140,170	156,419 - 164,873
04	50,609 - 52,126	80,641 - 83,059	101,904 - 104,960	140,171 - 144,375	164,874 - 166,500
05	52,127 - 53,690	83,060 - 85,551	104,961 - 108,109	144,376 - 148,706	166,500 - 166,500

Counties:

State of Hawaii 15 0000 000

Locality Area: Hawaii



Special Pay Tables

Report Run On: April 10, 2019

Page 145 of 311

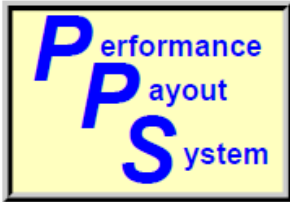
PPS: HI414H01 OPM: 414H PROFESSIONAL Path: ZP Effective:06-Jan-19
 Prev. Yr Rate: 0.1843 Curr. Yr Rate: 0.0018 Loc. Diff: 0.85 Gen. Inc. 1.40 Issued:28-Mar-19

Band:	I	II	III	IV	V
Gs Range:	1-6	7-10	11-12	13-14	15-15
Interval					
01	0 - 0	54,164 - 60,528	71,193 - 80,855	91,242 - 112,988	126,827 - 143,736
02	43,723 - 47,188	60,529 - 73,483	80,856 - 93,484	112,989 - 129,297	143,737 - 156,418
03	47,189 - 54,195	73,484 - 82,119	93,485 - 101,903	129,298 - 140,170	156,419 - 164,873
04	54,196 - 55,821	82,120 - 84,583	101,904 - 104,960	140,171 - 144,375	164,874 - 166,500
05	55,822 - 57,496	84,584 - 87,120	104,961 - 108,109	144,376 - 148,706	166,500 - 166,500

Counties:

State of Hawaii 15 0000 000

Locality Area: Hawaii



Special Pay Tables

Report Run On: April 10, 2019

Page 146 of 311

PPS: HI422H01 OPM: 422H PROFESSIONAL Path: ZP Effective:06-Jan-19
 Prev. Yr Rate: 0.1843 Curr. Yr Rate: 0.0018 Loc. Diff: 0.85 Gen. Inc. 1.40 Issued:28-Mar-19

Band:	I	II	III	IV	V
Gs Range:	1-6	7-10	11-12	13-14	15-15
Interval					
01	0 - 0	54,164 - 60,528	72,987 - 82,766	91,242 - 112,988	126,827 - 143,736
02	43,723 - 47,188	60,529 - 73,483	82,767 - 96,828	112,989 - 129,297	143,737 - 156,418
03	47,189 - 54,195	73,484 - 82,119	96,829 - 106,203	129,298 - 140,170	156,419 - 164,873
04	54,196 - 55,821	82,120 - 84,583	106,204 - 109,389	140,171 - 144,375	164,874 - 166,500
05	55,822 - 57,496	84,584 - 87,120	109,390 - 112,671	144,376 - 148,706	166,500 - 166,500

Counties:

State of Hawaii 15 0000 000

Locality Area: Hawaii



Special Pay Tables

Report Run On: April 10, 2019

Page 147 of 311

PPS: HI99AH01 OPM: 99AH PROFESSIONAL Path: ZP Effective:06-Jan-19
 Prev. Yr Rate: 0.1843 Curr. Yr Rate: 0.0018 Loc. Diff: 0.85 Gen. Inc. 1.40 Issued:28-Mar-19

Band:	I	II	III	IV	V
Gs Range:	1-6	7-10	11-12	13-14	15-15
Interval					
01	0 - 0	54,163 - 62,308	73,164 - 83,626	91,242 - 112,988	126,827 - 143,736
02	43,726 - 49,244	62,309 - 76,598	83,627 - 98,333	112,989 - 129,297	143,737 - 156,418
03	49,245 - 56,839	76,599 - 86,124	98,334 - 108,137	129,298 - 140,170	156,419 - 164,873
04	56,840 - 58,544	86,125 - 88,708	108,138 - 111,381	140,171 - 144,375	164,874 - 166,500
05	58,545 - 60,300	88,709 - 91,369	111,382 - 114,722	144,376 - 148,706	166,500 - 166,500

Series: 1550

2210

Counties:

State of Hawaii 15 0000 000

Locality Area: Hawaii



Special Pay Tables

Report Run On: April 10, 2019

Page 148 of 311

PPS: HILEO OPM: LEO ADMINISTRATIVE Path: ZA Effective:06-Jan-19
 Prev. Yr Rate: 0.1843 Curr. Yr Rate: 0.0018 Loc. Diff: 0.85 Gen. Inc. 1.40 Issued:28-Mar-19

Band:	I	II	III	IV	V
Gs Range:	1-6	7-10	11-12	13-14	15-15
Interval					
01	22,663 - 37,967	49,025 - 61,761	64,017 - 79,897	91,242 - 112,986	126,827 - 143,735
02	37,968 - 49,445	61,762 - 71,313	79,898 - 91,807	112,987 - 129,294	143,736 - 156,416
03	49,446 - 57,099	71,314 - 77,686	91,808 - 99,753	129,295 - 140,170	156,417 - 164,873
04	57,100 - 58,812	77,687 - 80,017	99,754 - 102,746	140,171 - 144,375	164,874 - 166,500
05	58,813 - 60,576	80,018 - 82,418	102,747 - 105,828	144,376 - 148,706	166,500 - 166,500

Series: 1811

Locality Area: Hawaii



Special Pay Tables

Report Run On: April 10, 2019

Page 149 of 311

PPS: HNT030501 OPM: 0305 PROFESSIONAL Path: ZP Effective:06-Jan-19
 Prev. Yr Rate: 0.1849 Curr. Yr Rate: 0.0019 Loc. Diff: 0.85 Gen. Inc. 1.40 Issued:28-Mar-19

Band:	I	II	III	IV	V
Gs Range:	1-6	7-10	11-12	13-14	15-15
Interval					
01	34,240 - 35,142	43,329 - 57,792	64,125 - 80,034	91,396 - 113,178	127,040 - 143,978
02	35,143 - 44,473	57,793 - 68,639	80,035 - 91,966	113,179 - 129,515	143,979 - 156,681
03	44,474 - 50,693	68,640 - 75,871	91,967 - 99,921	129,516 - 140,406	156,682 - 165,150
04	50,694 - 52,214	75,872 - 78,147	99,922 - 102,919	140,407 - 144,618	165,151 - 166,500
05	52,215 - 53,780	78,148 - 80,491	102,920 - 106,007	144,619 - 148,957	166,500 - 166,500

Locality Area: Huntsville-Decatur-Albertville, AL



Special Pay Tables

Report Run On: April 10, 2019

Page 150 of 311

PPS: HNT041401 OPM: 0414 PROFESSIONAL Path: ZP Effective:06-Jan-19
 Prev. Yr Rate: 0.1849 Curr. Yr Rate: 0.0019 Loc. Diff: 0.85 Gen. Inc. 1.40 Issued:28-Mar-19

Band:	I	II	III	IV	V
Gs Range:	1-6	7-10	11-12	13-14	15-15
Interval					
01	0 - 0	47,264 - 57,792	64,125 - 80,034	91,396 - 113,178	127,040 - 143,978
02	38,152 - 44,473	57,793 - 68,639	80,035 - 91,966	113,179 - 129,515	143,979 - 156,681
03	44,474 - 50,693	68,640 - 75,871	91,967 - 99,921	129,516 - 140,406	156,682 - 165,150
04	50,694 - 52,214	75,872 - 78,147	99,922 - 102,919	140,407 - 144,618	165,151 - 166,500
05	52,215 - 53,780	78,148 - 80,491	102,920 - 106,007	144,619 - 148,957	166,500 - 166,500

Locality Area: Huntsville-Decatur-Albertville, AL



Special Pay Tables

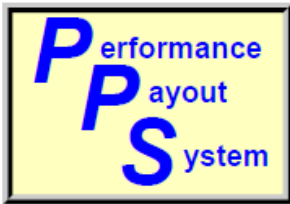
Report Run On: April 10, 2019

Page 151 of 311

PPS: HNT042201 OPM: 0422 PROFESSIONAL Path: ZP Effective:06-Jan-19
 Prev. Yr Rate: 0.1849 Curr. Yr Rate: 0.0019 Loc. Diff: 0.85 Gen. Inc. 1.40 Issued:28-Mar-19

Band:	I	II	III	IV	V
Gs Range:	1-6	7-10	11-12	13-14	15-15
Interval					
01	0 - 0	47,264 - 57,792	64,125 - 80,034	91,396 - 113,178	127,040 - 143,978
02	38,152 - 44,473	57,793 - 68,639	80,035 - 91,966	113,179 - 129,515	143,979 - 156,681
03	44,474 - 50,693	68,640 - 75,871	91,967 - 99,921	129,516 - 140,406	156,682 - 165,150
04	50,694 - 52,214	75,872 - 78,147	99,922 - 102,919	140,407 - 144,618	165,151 - 166,500
05	52,215 - 53,780	78,148 - 80,491	102,920 - 106,007	144,619 - 148,957	166,500 - 166,500

Locality Area: Huntsville-Decatur-Albertville, AL



Special Pay Tables

Report Run On: April 10, 2019

Page 152 of 311

PPS: HNT999B01 OPM: 999B PROFESSIONAL Path: ZP Effective:06-Jan-19
 Prev. Yr Rate: 0.1849 Curr. Yr Rate: 0.0019 Loc. Diff: 0.85 Gen. Inc. 1.40 Issued:28-Mar-19

Band:	I	II	III	IV	V
Gs Range:	1-6	7-10	11-12	13-14	15-15
Interval					
01	0 - 0	48,353 - 57,792	64,125 - 80,034	91,396 - 113,178	127,040 - 143,978
02	40,503 - 45,995	57,793 - 68,639	80,035 - 91,966	113,179 - 129,515	143,979 - 156,681
03	45,996 - 52,650	68,640 - 75,871	91,967 - 99,921	129,516 - 140,406	156,682 - 165,150
04	52,651 - 54,230	75,872 - 78,147	99,922 - 102,919	140,407 - 144,618	165,151 - 166,500
05	54,231 - 55,857	78,148 - 80,491	102,920 - 106,007	144,619 - 148,957	166,500 - 166,500

Series: 1550

2210

Locality Area: Huntsville-Decatur-Albertville, AL



Special Pay Tables

Report Run On: April 10, 2019

Page 153 of 311

PPS: HNTLEO OPM: LEO ADMINISTRATIVE Path: ZA Effective:06-Jan-19
 Prev. Yr Rate: 0.1849 Curr. Yr Rate: 0.0019 Loc. Diff: 0.85 Gen. Inc. 1.40 Issued:28-Mar-19

Band:	I	II	III	IV	V
Gs Range:	1-6	7-10	11-12	13-14	15-15
Interval					
01	22,701 - 38,029	49,107 - 61,863	64,125 - 80,033	91,396 - 113,176	127,040 - 143,976
02	38,030 - 49,525	61,864 - 71,430	80,034 - 91,964	113,177 - 129,511	143,977 - 156,678
03	49,526 - 57,194	71,431 - 77,816	91,965 - 99,921	129,512 - 140,406	156,679 - 165,150
04	57,195 - 58,910	77,817 - 80,150	99,922 - 102,919	140,407 - 144,618	165,151 - 166,500
05	58,911 - 60,677	80,151 - 82,555	102,920 - 106,007	144,619 - 148,957	166,500 - 166,500

Series: 1811

Locality Area: Huntsville-Decatur-Albertville, AL



Special Pay Tables

Report Run On: April 10, 2019

Page 154 of 311

PPS: HOU041401 OPM: 0414

PROFESSIONAL

Path: ZP

Effective:06-Jan-19

Prev. Yr Rate: 0.3174

Curr. Yr Rate: 0.0032

Loc. Diff: 0.76

Gen. Inc. 1.40

Issued:28-Mar-19

Band:	I	II	III	IV	V
Gs Range:	1-6	7-10	11-12	13-14	15-15
Interval					
01	38,152 - 39,082	48,186 - 64,270	71,313 - 89,006	101,641 - 125,865	141,281 - 152,489
02	39,083 - 49,458	64,271 - 76,334	89,007 - 102,276	125,866 - 144,033	152,490 - 160,896
03	49,459 - 56,376	76,335 - 84,376	102,277 - 111,122	144,034 - 156,145	160,897 - 166,500
04	56,377 - 58,067	84,377 - 86,907	111,123 - 114,456	156,146 - 160,829	166,500 - 166,500
05	58,068 - 59,809	86,908 - 89,514	114,457 - 117,890	160,830 - 165,654	166,500 - 166,500

Locality Area: Houston-The Woodlands, TX



Special Pay Tables

Report Run On: April 10, 2019

Page 155 of 311

PPS: HOU042201 OPM: 0422

PROFESSIONAL

Path: ZP

Effective:06-Jan-19

Prev. Yr Rate: 0.3174

Curr. Yr Rate: 0.0032

Loc. Diff: 0.76

Gen. Inc. 1.40

Issued:28-Mar-19

Band:	I	II	III	IV	V
Gs Range:	1-6	7-10	11-12	13-14	15-15
Interval					
01	38,152 - 39,082	48,186 - 64,270	71,313 - 89,006	101,641 - 125,865	141,281 - 152,489
02	39,083 - 49,458	64,271 - 76,334	89,007 - 102,276	125,866 - 144,033	152,490 - 160,896
03	49,459 - 56,376	76,335 - 84,376	102,277 - 111,122	144,034 - 156,145	160,897 - 166,500
04	56,377 - 58,067	84,377 - 86,907	111,123 - 114,456	156,146 - 160,829	166,500 - 166,500
05	58,068 - 59,809	86,908 - 89,514	114,457 - 117,890	160,830 - 165,654	166,500 - 166,500

Locality Area: Houston-The Woodlands, TX



Special Pay Tables

Report Run On: April 10, 2019

Page 156 of 311

PPS: HOU983C03 OPM: 983C CLERICAL AND SUPPORT Path: ZS Effective:06-Jan-19
 Prev. Yr Rate: 0.3174 Curr. Yr Rate: 0.0032 Loc. Diff: 0.76 Gen. Inc. 1.40 Issued:28-Mar-19

Band:	I	II	III	IV	V
Gs Range:	1-2	3-4	5-6	7-8	9-10
Interval					
01	25,246 - 29,902	35,939 - 37,969	40,210 - 47,510	49,808 - 57,602	58,942 - 70,246
02	29,903 - 33,394	37,970 - 43,217	47,511 - 53,968	57,603 - 64,665	70,247 - 78,724
03	33,395 - 35,722	43,218 - 46,716	53,969 - 58,273	64,666 - 69,373	78,725 - 84,376
04	35,723 - 36,794	46,717 - 48,117	58,274 - 60,021	69,374 - 71,454	84,377 - 86,907
05	36,795 - 37,898	48,118 - 49,561	60,022 - 61,822	71,455 - 73,598	86,908 - 89,514

Locality Area: Houston-The Woodlands, TX



Special Pay Tables

Report Run On: April 10, 2019

Page 157 of 311

PPS: HOU999E01 OPM: 999E PROFESSIONAL Path: ZP Effective:06-Jan-19
 Prev. Yr Rate: 0.3174 Curr. Yr Rate: 0.0032 Loc. Diff: 0.76 Gen. Inc. 1.40 Issued:28-Mar-19

Band:	I	II	III	IV	V
Gs Range:	1-6	7-10	11-12	13-14	15-15
Interval					
01	0 - 0	50,898 - 64,270	71,313 - 89,006	101,641 - 125,865	141,281 - 152,489
02	42,558 - 49,458	64,271 - 76,334	89,007 - 102,276	125,866 - 144,033	152,490 - 160,896
03	49,459 - 56,376	76,335 - 84,376	102,277 - 111,122	144,034 - 156,145	160,897 - 166,500
04	56,377 - 58,067	84,377 - 86,907	111,123 - 114,456	156,146 - 160,829	166,500 - 166,500
05	58,068 - 59,809	86,908 - 89,514	114,457 - 117,890	160,830 - 165,654	166,500 - 166,500

Series: 1550

2210

Locality Area: Houston-The Woodlands, TX



Special Pay Tables

Report Run On: April 10, 2019

Page 158 of 311

PPS: HOULEO OPM: LEO ADMINISTRATIVE Path: ZA Effective:06-Jan-19
 Prev. Yr Rate: 0.3174 Curr. Yr Rate: 0.0032 Loc. Diff: 0.76 Gen. Inc. 1.40 Issued:28-Mar-19

Band:	I	II	III	IV	V
Gs Range:	1-6	7-10	11-12	13-14	15-15
Interval					
01	25,246 - 42,294	54,612 - 68,800	71,313 - 89,005	101,641 - 125,865	141,281 - 152,489
02	42,295 - 55,080	68,801 - 79,441	89,006 - 102,274	125,866 - 144,033	152,490 - 160,895
03	55,081 - 63,606	79,442 - 86,539	102,275 - 111,122	144,034 - 156,145	160,896 - 166,500
04	63,607 - 65,514	86,540 - 89,135	111,123 - 114,456	156,146 - 160,829	166,500 - 166,500
05	65,515 - 67,479	89,136 - 91,809	114,457 - 117,890	160,830 - 165,654	166,500 - 166,500

Series: 1811

Locality Area: Houston-The Woodlands, TX



Special Pay Tables

Report Run On: April 10, 2019

Page 159 of 311

PPS: IND030501 OPM: 0305 PROFESSIONAL Path: ZP Effective:06-Jan-19
 Prev. Yr Rate: 0.1623 Curr. Yr Rate: 0.0016 Loc. Diff: 0.86 Gen. Inc. 1.40 Issued:28-Mar-19

Band:	I	II	III	IV	V
Gs Range:	1-6	7-10	11-12	13-14	15-15
Interval					
01	34,240 - 34,372	42,380 - 56,527	62,720 - 78,281	89,394 - 110,699	124,258 - 140,825
02	34,373 - 43,499	56,528 - 67,137	78,282 - 89,952	110,700 - 126,678	140,826 - 153,250
03	43,500 - 49,583	67,138 - 74,210	89,953 - 97,732	126,679 - 137,331	153,251 - 161,533
04	49,584 - 51,070	74,211 - 76,436	97,733 - 100,664	137,332 - 141,451	161,534 - 166,379
05	51,071 - 52,602	76,437 - 78,729	100,665 - 103,684	141,452 - 145,695	166,380 - 166,500

Locality Area: Indianapolis-Carmel-Muncie, IN



Special Pay Tables

Report Run On: April 10, 2019

Page 160 of 311

PPS: IND041401 OPM: 0414 PROFESSIONAL Path: ZP Effective:06-Jan-19
 Prev. Yr Rate: 0.1623 Curr. Yr Rate: 0.0016 Loc. Diff: 0.86 Gen. Inc. 1.40 Issued:28-Mar-19

Band:	I	II	III	IV	V
Gs Range:	1-6	7-10	11-12	13-14	15-15
Interval					
01	0 - 0	47,264 - 56,527	62,720 - 78,281	89,394 - 110,699	124,258 - 140,825
02	38,152 - 43,499	56,528 - 67,137	78,282 - 89,952	110,700 - 126,678	140,826 - 153,250
03	43,500 - 49,583	67,138 - 74,210	89,953 - 97,732	126,679 - 137,331	153,251 - 161,533
04	49,584 - 51,070	74,211 - 76,436	97,733 - 100,664	137,332 - 141,451	161,534 - 166,379
05	51,071 - 52,602	76,437 - 78,729	100,665 - 103,684	141,452 - 145,695	166,380 - 166,500

Locality Area: Indianapolis-Carmel-Muncie, IN



Special Pay Tables

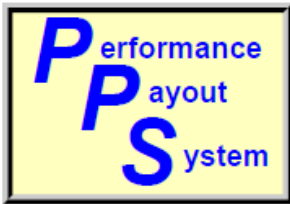
Report Run On: April 10, 2019

Page 161 of 311

PPS: IND042201 OPM: 0422 PROFESSIONAL Path: ZP Effective:06-Jan-19
 Prev. Yr Rate: 0.1623 Curr. Yr Rate: 0.0016 Loc. Diff: 0.86 Gen. Inc. 1.40 Issued:28-Mar-19

Band:	I	II	III	IV	V
Gs Range:	1-6	7-10	11-12	13-14	15-15
Interval					
01	0 - 0	47,264 - 56,527	62,775 - 78,281	89,394 - 110,699	124,258 - 140,825
02	38,152 - 43,499	56,528 - 67,137	78,282 - 89,952	110,700 - 126,678	140,826 - 153,250
03	43,500 - 49,583	67,138 - 74,210	89,953 - 97,732	126,679 - 137,331	153,251 - 161,533
04	49,584 - 51,070	74,211 - 76,436	97,733 - 100,664	137,332 - 141,451	161,534 - 166,379
05	51,071 - 52,602	76,437 - 78,729	100,665 - 103,684	141,452 - 145,695	166,380 - 166,500

Locality Area: Indianapolis-Carmel-Muncie, IN



Special Pay Tables

Report Run On: April 10, 2019

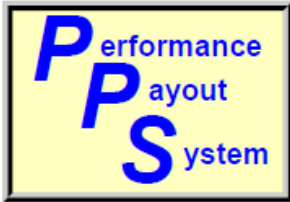
Page 162 of 311

PPS: IND999B01 OPM: 999B PROFESSIONAL Path: ZP Effective:06-Jan-19
 Prev. Yr Rate: 0.1623 Curr. Yr Rate: 0.0016 Loc. Diff: 0.86 Gen. Inc. 1.40 Issued:28-Mar-19

Band:	I	II	III	IV	V
Gs Range:	1-6	7-10	11-12	13-14	15-15
Interval					
01	0 - 0	48,353 - 56,945	63,490 - 78,281	89,394 - 110,699	124,258 - 140,825
02	40,503 - 45,884	56,946 - 67,869	78,282 - 89,952	110,700 - 126,678	140,826 - 153,250
03	45,885 - 52,650	67,870 - 75,152	89,953 - 97,732	126,679 - 137,331	153,251 - 161,533
04	52,651 - 54,230	75,153 - 77,407	97,733 - 100,664	137,332 - 141,451	161,534 - 166,379
05	54,231 - 55,857	77,408 - 79,729	100,665 - 103,684	141,452 - 145,695	166,380 - 166,500

Series: 1550 2210

Locality Area: Indianapolis-Carmel-Muncie, IN



Special Pay Tables

Report Run On: April 10, 2019

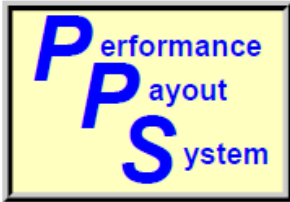
Page 163 of 311

PPS: INDLEO OPM: LEO ADMINISTRATIVE Path: ZA Effective:06-Jan-19
 Prev. Yr Rate: 0.1623 Curr. Yr Rate: 0.0016 Loc. Diff: 0.86 Gen. Inc. 1.40 Issued:28-Mar-19

Band:	I	II	III	IV	V
Gs Range:	1-6	7-10	11-12	13-14	15-15
Interval					
01	22,204 - 37,196	48,032 - 60,512	62,720 - 78,280	89,394 - 110,698	124,258 - 140,822
02	37,197 - 48,440	60,513 - 69,872	78,281 - 89,950	110,699 - 126,676	140,823 - 153,245
03	48,441 - 55,942	69,873 - 76,112	89,951 - 97,732	126,677 - 137,331	153,246 - 161,533
04	55,943 - 57,620	76,113 - 78,395	97,733 - 100,664	137,332 - 141,451	161,534 - 166,379
05	57,621 - 59,349	78,396 - 80,747	100,665 - 103,684	141,452 - 145,695	166,380 - 166,500

Series: 1811

Locality Area: Indianapolis-Carmel-Muncie, IN



Special Pay Tables

Report Run On: April 10, 2019

Page 164 of 311

PPS: KC030501 OPM: 0305 PROFESSIONAL Path: ZP Effective:06-Jan-19
 Prev. Yr Rate: 0.1610 Curr. Yr Rate: 0.0016 Loc. Diff: 0.86 Gen. Inc. 1.40 Issued:28-Mar-19

Band:	I	II	III	IV	V
Gs Range:	1-6	7-10	11-12	13-14	15-15
Interval					
01	34,240 - 34,382	42,391 - 56,541	62,737 - 78,301	89,417 - 110,728	124,290 - 140,861
02	34,383 - 43,510	56,542 - 67,154	78,302 - 89,975	110,729 - 126,711	140,862 - 153,289
03	43,511 - 49,596	67,155 - 74,229	89,976 - 97,757	126,712 - 137,366	153,290 - 161,575
04	49,597 - 51,084	74,230 - 76,456	97,758 - 100,690	137,367 - 141,487	161,576 - 166,422
05	51,085 - 52,617	76,457 - 78,750	100,691 - 103,711	141,488 - 145,732	166,423 - 166,500

Locality Area: Kansas City-Overland Park-Kansas City, MO-KS



Special Pay Tables

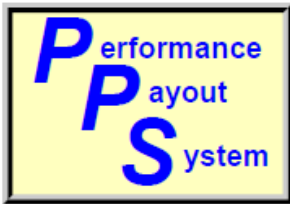
Report Run On: April 10, 2019

Page 165 of 311

PPS: KC041401 OPM: 0414 PROFESSIONAL Path: ZP Effective:06-Jan-19
 Prev. Yr Rate: 0.1610 Curr. Yr Rate: 0.0016 Loc. Diff: 0.86 Gen. Inc. 1.40 Issued:28-Mar-19

Band:	I	II	III	IV	V
Gs Range:	1-6	7-10	11-12	13-14	15-15
Interval					
01	0 - 0	47,264 - 56,541	62,737 - 78,301	89,417 - 110,728	124,290 - 140,861
02	38,152 - 43,510	56,542 - 67,154	78,302 - 89,975	110,729 - 126,711	140,862 - 153,289
03	43,511 - 49,596	67,155 - 74,229	89,976 - 97,757	126,712 - 137,366	153,290 - 161,575
04	49,597 - 51,084	74,230 - 76,456	97,758 - 100,690	137,367 - 141,487	161,576 - 166,422
05	51,085 - 52,617	76,457 - 78,750	100,691 - 103,711	141,488 - 145,732	166,423 - 166,500

Locality Area: Kansas City-Overland Park-Kansas City, MO-KS



Special Pay Tables

Report Run On: April 10, 2019

Page 166 of 311

PPS: KC042201 OPM: 0422 PROFESSIONAL Path: ZP Effective:06-Jan-19
 Prev. Yr Rate: 0.1610 Curr. Yr Rate: 0.0016 Loc. Diff: 0.86 Gen. Inc. 1.40 Issued:28-Mar-19

Band:	I	II	III	IV	V
Gs Range:	1-6	7-10	11-12	13-14	15-15
Interval					
01	0 - 0	47,264 - 56,541	62,775 - 78,301	89,417 - 110,728	124,290 - 140,861
02	38,152 - 43,510	56,542 - 67,154	78,302 - 89,975	110,729 - 126,711	140,862 - 153,289
03	43,511 - 49,596	67,155 - 74,229	89,976 - 97,757	126,712 - 137,366	153,290 - 161,575
04	49,597 - 51,084	74,230 - 76,456	97,758 - 100,690	137,367 - 141,487	161,576 - 166,422
05	51,085 - 52,617	76,457 - 78,750	100,691 - 103,711	141,488 - 145,732	166,423 - 166,500

Locality Area: Kansas City-Overland Park-Kansas City, MO-KS



Special Pay Tables

Report Run On: April 10, 2019

Page 167 of 311

PPS: KC999B01 OPM: 999B PROFESSIONAL Path: ZP Effective:06-Jan-19
 Prev. Yr Rate: 0.1610 Curr. Yr Rate: 0.0016 Loc. Diff: 0.86 Gen. Inc. 1.40 Issued:28-Mar-19

Band:	I	II	III	IV	V
Gs Range:	1-6	7-10	11-12	13-14	15-15
Interval					
01	0 - 0	48,353 - 56,951	63,490 - 78,301	89,417 - 110,728	124,290 - 140,861
02	40,503 - 45,886	56,952 - 67,872	78,302 - 89,975	110,729 - 126,711	140,862 - 153,289
03	45,887 - 52,650	67,873 - 75,152	89,976 - 97,757	126,712 - 137,366	153,290 - 161,575
04	52,651 - 54,230	75,153 - 77,407	97,758 - 100,690	137,367 - 141,487	161,576 - 166,422
05	54,231 - 55,857	77,408 - 79,729	100,691 - 103,711	141,488 - 145,732	166,423 - 166,500

Series: 1550 2210

Locality Area: Kansas City-Overland Park-Kansas City, MO-KS



Special Pay Tables

Report Run On: April 10, 2019

Page 168 of 311

PPS: KC999C01 OPM: 999C PROFESSIONAL Path: ZP Effective:06-Jan-19
 Prev. Yr Rate: 0.1610 Curr. Yr Rate: 0.0016 Loc. Diff: 0.86 Gen. Inc. 1.40 Issued:28-Mar-19

Band:	I	II	III	IV	V
Gs Range:	1-6	7-10	11-12	13-14	15-15
Interval					
01	0 - 0	49,081 - 56,951	64,566 - 78,301	89,417 - 110,728	124,290 - 140,861
02	41,090 - 46,479	56,952 - 67,872	78,302 - 89,975	110,729 - 126,711	140,862 - 153,289
03	46,480 - 53,413	67,873 - 75,152	89,976 - 97,757	126,712 - 137,366	153,290 - 161,575
04	53,414 - 55,015	75,153 - 77,407	97,758 - 100,690	137,367 - 141,487	161,576 - 166,422
05	55,016 - 56,665	77,408 - 79,729	100,691 - 103,711	141,488 - 145,732	166,423 - 166,500

Series: 1550 2210

Locality Area: Kansas City-Overland Park-Kansas City, MO-KS



Special Pay Tables

Report Run On: April 10, 2019

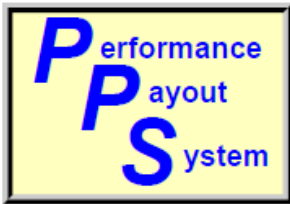
Page 169 of 311

PPS: KC999D01 OPM: 999D PROFESSIONAL Path: ZP Effective:06-Jan-19
 Prev. Yr Rate: 0.1610 Curr. Yr Rate: 0.0016 Loc. Diff: 0.86 Gen. Inc. 1.40 Issued:28-Mar-19

Band:	I	II	III	IV	V
Gs Range:	1-6	7-10	11-12	13-14	15-15
Interval					
01	0 - 0	50,171 - 57,722	62,737 - 78,301	89,417 - 110,728	124,290 - 140,861
02	41,971 - 47,369	57,723 - 69,220	78,302 - 89,975	110,729 - 126,711	140,862 - 153,289
03	47,370 - 54,557	69,221 - 76,886	89,976 - 97,757	126,712 - 137,366	153,290 - 161,575
04	54,558 - 56,194	76,887 - 79,193	97,758 - 100,690	137,367 - 141,487	161,576 - 166,422
05	56,195 - 57,880	79,194 - 81,569	100,691 - 103,711	141,488 - 145,732	166,423 - 166,500

Series: 1550 2210

Locality Area: Kansas City-Overland Park-Kansas City, MO-KS



Special Pay Tables

Report Run On: April 10, 2019

Page 170 of 311

PPS: KC999E01 OPM: 999E PROFESSIONAL Path: ZP Effective:06-Jan-19
 Prev. Yr Rate: 0.1610 Curr. Yr Rate: 0.0016 Loc. Diff: 0.86 Gen. Inc. 1.40 Issued:28-Mar-19

Band:	I	II	III	IV	V
Gs Range:	1-6	7-10	11-12	13-14	15-15
Interval					
01	0 - 0	50,898 - 58,236	62,737 - 78,301	89,417 - 110,728	124,290 - 140,861
02	42,558 - 47,962	58,237 - 70,120	78,302 - 89,975	110,729 - 126,711	140,862 - 153,289
03	47,963 - 55,320	70,121 - 78,042	89,976 - 97,757	126,712 - 137,366	153,290 - 161,575
04	55,321 - 56,980	78,043 - 80,383	97,758 - 100,690	137,367 - 141,487	161,576 - 166,422
05	56,981 - 58,689	80,384 - 82,794	100,691 - 103,711	141,488 - 145,732	166,423 - 166,500

Series: 1550 2210

Locality Area: Kansas City-Overland Park-Kansas City, MO-KS



Special Pay Tables

Report Run On: April 10, 2019

Page 171 of 311

PPS: KC999F01 OPM: 999F PROFESSIONAL Path: ZP Effective:06-Jan-19
 Prev. Yr Rate: 0.1610 Curr. Yr Rate: 0.0016 Loc. Diff: 0.86 Gen. Inc. 1.40 Issued:28-Mar-19

Band:	I	II	III	IV	V
Gs Range:	1-6	7-10	11-12	13-14	15-15
Interval					
01	0 - 0	52,353 - 56,541	62,737 - 78,301	89,417 - 110,728	124,290 - 140,861
02	43,732 - 49,149	56,542 - 67,154	78,302 - 89,975	110,729 - 126,711	140,862 - 153,289
03	49,150 - 56,846	67,155 - 74,229	89,976 - 97,757	126,712 - 137,366	153,290 - 161,575
04	56,847 - 58,551	74,230 - 76,456	97,758 - 100,690	137,367 - 141,487	161,576 - 166,422
05	58,552 - 60,308	76,457 - 78,750	100,691 - 103,711	141,488 - 145,732	166,423 - 166,500

Series: 1550 2210

Locality Area: Kansas City-Overland Park-Kansas City, MO-KS



Special Pay Tables

Report Run On: April 10, 2019

Page 172 of 311

PPS: KCLEO OPM: LEO ADMINISTRATIVE Path: ZA Effective:06-Jan-19
 Prev. Yr Rate: 0.1610 Curr. Yr Rate: 0.0016 Loc. Diff: 0.86 Gen. Inc. 1.40 Issued:28-Mar-19

Band:	I	II	III	IV	V
Gs Range:	1-6	7-10	11-12	13-14	15-15
Interval					
01	22,210 - 37,206	48,044 - 60,524	62,737 - 78,301	89,417 - 110,725	124,290 - 140,858
02	37,207 - 48,453	60,525 - 69,884	78,302 - 89,974	110,726 - 126,706	140,859 - 153,284
03	48,454 - 55,956	69,885 - 76,132	89,975 - 97,757	126,707 - 137,366	153,285 - 161,575
04	55,957 - 57,635	76,133 - 78,416	97,758 - 100,690	137,367 - 141,487	161,576 - 166,422
05	57,636 - 59,364	78,417 - 80,768	100,691 - 103,711	141,488 - 145,732	166,423 - 166,500

Series: 1811

Locality Area: Kansas City-Overland Park-Kansas City, MO-KS



Special Pay Tables

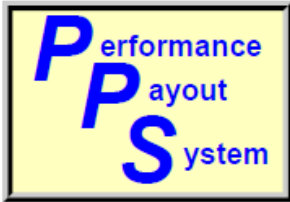
Report Run On: April 10, 2019

Page 173 of 311

PPS: LA041401 OPM: 0414 PROFESSIONAL Path: ZP Effective:06-Jan-19
 Prev. Yr Rate: 0.3057 Curr. Yr Rate: 0.0031 Loc. Diff: 0.77 Gen. Inc. 1.40 Issued:28-Mar-19

Band:	I	II	III	IV	V
Gs Range:	1-6	7-10	11-12	13-14	15-15
Interval					
01	38,152 - 38,766	47,797 - 63,752	70,737 - 88,287	100,820 - 124,849	140,140 - 151,856
02	38,767 - 49,059	63,753 - 75,718	88,288 - 101,449	124,850 - 142,871	151,857 - 160,642
03	49,060 - 55,921	75,719 - 83,695	101,450 - 110,224	142,872 - 154,885	160,643 - 166,500
04	55,922 - 57,599	83,696 - 86,206	110,225 - 113,531	154,886 - 159,532	166,500 - 166,500
05	57,600 - 59,327	86,207 - 88,792	113,532 - 116,937	159,533 - 164,318	166,500 - 166,500

Locality Area: Los Angeles-Long Beach, CA



Special Pay Tables

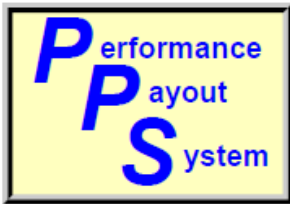
Report Run On: April 10, 2019

Page 174 of 311

PPS: LA042201 OPM: 0422 PROFESSIONAL Path: ZP Effective:06-Jan-19
 Prev. Yr Rate: 0.3057 Curr. Yr Rate: 0.0031 Loc. Diff: 0.77 Gen. Inc. 1.40 Issued:28-Mar-19

Band:	I	II	III	IV	V
Gs Range:	1-6	7-10	11-12	13-14	15-15
Interval					
01	38,152 - 38,766	47,797 - 63,752	70,737 - 88,287	100,820 - 124,849	140,140 - 151,856
02	38,767 - 49,059	63,753 - 75,718	88,288 - 101,449	124,850 - 142,871	151,857 - 160,642
03	49,060 - 55,921	75,719 - 83,695	101,450 - 110,224	142,872 - 154,885	160,643 - 166,500
04	55,922 - 57,599	83,696 - 86,206	110,225 - 113,531	154,886 - 159,532	166,500 - 166,500
05	57,600 - 59,327	86,207 - 88,792	113,532 - 116,937	159,533 - 164,318	166,500 - 166,500

Locality Area: Los Angeles-Long Beach, CA



Special Pay Tables

Report Run On: April 10, 2019

Page 175 of 311

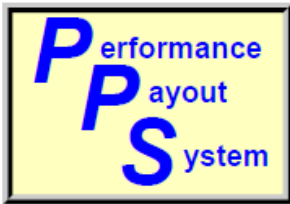
PPS: LA999E01 OPM: 999E PROFESSIONAL Path: ZP Effective:06-Jan-19
 Prev. Yr Rate: 0.3057 Curr. Yr Rate: 0.0031 Loc. Diff: 0.77 Gen. Inc. 1.40 Issued:28-Mar-19

Band:	I	II	III	IV	V
Gs Range:	1-6	7-10	11-12	13-14	15-15
Interval					
01	0 - 0	50,898 - 63,752	70,737 - 88,287	100,820 - 124,849	140,140 - 151,856
02	42,558 - 49,059	63,753 - 75,718	88,288 - 101,449	124,850 - 142,871	151,857 - 160,642
03	49,060 - 55,921	75,719 - 83,695	101,450 - 110,224	142,872 - 154,885	160,643 - 166,500
04	55,922 - 57,599	83,696 - 86,206	110,225 - 113,531	154,886 - 159,532	166,500 - 166,500
05	57,600 - 59,327	86,207 - 88,792	113,532 - 116,937	159,533 - 164,318	166,500 - 166,500

Series: 1550

2210

Locality Area: Los Angeles-Long Beach, CA



Special Pay Tables

Report Run On: April 10, 2019

Page 176 of 311

PPS: LALEO OPM: LEO ADMINISTRATIVE Path: ZA Effective:06-Jan-19
 Prev. Yr Rate: 0.3057 Curr. Yr Rate: 0.0031 Loc. Diff: 0.77 Gen. Inc. 1.40 Issued:28-Mar-19

Band:	I	II	III	IV	V
Gs Range:	1-6	7-10	11-12	13-14	15-15
Interval					
01	25,042 - 41,950	54,171 - 68,243	70,737 - 88,285	100,820 - 124,848	140,140 - 151,852
02	41,951 - 54,631	68,244 - 78,797	88,286 - 101,446	124,849 - 142,869	151,853 - 160,636
03	54,632 - 63,092	78,798 - 85,841	101,447 - 110,224	142,870 - 154,885	160,637 - 166,500
04	63,093 - 64,985	85,842 - 88,416	110,225 - 113,531	154,886 - 159,532	166,500 - 166,500
05	64,986 - 66,935	88,417 - 91,068	113,532 - 116,937	159,533 - 164,318	166,500 - 166,500

Series: 1811

Locality Area: Los Angeles-Long Beach, CA



Special Pay Tables

Report Run On: April 10, 2019

Page 177 of 311

PPS: LR030501 OPM: 0305 PROFESSIONAL Path: ZP Effective:06-Jan-19
 Prev. Yr Rate: 0.1740 Curr. Yr Rate: 0.0018 Loc. Diff: 0.85 Gen. Inc. 1.40 Issued:28-Mar-19

Band:	I	II	III	IV	V
Gs Range:	1-6	7-10	11-12	13-14	15-15
Interval					
01	34,240 - 34,859	42,980 - 57,327	63,608 - 79,389	90,659 - 112,266	126,017 - 142,818
02	34,860 - 44,115	57,328 - 68,087	79,390 - 91,225	112,267 - 128,471	142,819 - 155,419
03	44,116 - 50,285	68,088 - 75,260	91,226 - 99,116	128,472 - 139,275	155,420 - 163,820
04	50,286 - 51,794	75,261 - 77,518	99,117 - 102,089	139,276 - 143,453	163,821 - 166,500
05	51,795 - 53,348	77,519 - 79,844	102,090 - 105,152	143,454 - 147,757	166,500 - 166,500

Locality Area: Laredo, TX



Special Pay Tables

Report Run On: April 10, 2019

Page 178 of 311

PPS: LR041401 OPM: 0414 PROFESSIONAL Path: ZP Effective:06-Jan-19
 Prev. Yr Rate: 0.1740 Curr. Yr Rate: 0.0018 Loc. Diff: 0.85 Gen. Inc. 1.40 Issued:28-Mar-19

Band:	I	II	III	IV	V
Gs Range:	1-6	7-10	11-12	13-14	15-15
Interval					
01	0 - 0	47,264 - 57,327	63,608 - 79,389	90,659 - 112,266	126,017 - 142,818
02	38,152 - 44,115	57,328 - 68,087	79,390 - 91,225	112,267 - 128,471	142,819 - 155,419
03	44,116 - 50,285	68,088 - 75,260	91,226 - 99,116	128,472 - 139,275	155,420 - 163,820
04	50,286 - 51,794	75,261 - 77,518	99,117 - 102,089	139,276 - 143,453	163,821 - 166,500
05	51,795 - 53,348	77,519 - 79,844	102,090 - 105,152	143,454 - 147,757	166,500 - 166,500

Locality Area: Laredo, TX



Special Pay Tables

Report Run On: April 10, 2019

Page 179 of 311

PPS: LR042201 OPM: 0422 PROFESSIONAL Path: ZP Effective:06-Jan-19
 Prev. Yr Rate: 0.1740 Curr. Yr Rate: 0.0018 Loc. Diff: 0.85 Gen. Inc. 1.40 Issued:28-Mar-19

Band:	I	II	III	IV	V
Gs Range:	1-6	7-10	11-12	13-14	15-15
Interval					
01	0 - 0	47,264 - 57,327	63,608 - 79,389	90,659 - 112,266	126,017 - 142,818
02	38,152 - 44,115	57,328 - 68,087	79,390 - 91,225	112,267 - 128,471	142,819 - 155,419
03	44,116 - 50,285	68,088 - 75,260	91,226 - 99,116	128,472 - 139,275	155,420 - 163,820
04	50,286 - 51,794	75,261 - 77,518	99,117 - 102,089	139,276 - 143,453	163,821 - 166,500
05	51,795 - 53,348	77,519 - 79,844	102,090 - 105,152	143,454 - 147,757	166,500 - 166,500

Locality Area: Laredo, TX



Special Pay Tables

Report Run On: April 10, 2019

Page 180 of 311

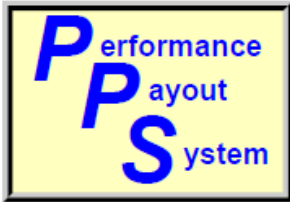
PPS: LR999B01 OPM: 999B PROFESSIONAL Path: ZP Effective:06-Jan-19
 Prev. Yr Rate: 0.1740 Curr. Yr Rate: 0.0018 Loc. Diff: 0.85 Gen. Inc. 1.40 Issued:28-Mar-19

Band:	I	II	III	IV	V
Gs Range:	1-6	7-10	11-12	13-14	15-15
Interval					
01	0 - 0	48,353 - 57,327	63,608 - 79,389	90,659 - 112,266	126,017 - 142,818
02	40,503 - 45,954	57,328 - 68,087	79,390 - 91,225	112,267 - 128,471	142,819 - 155,419
03	45,955 - 52,650	68,088 - 75,260	91,226 - 99,116	128,472 - 139,275	155,420 - 163,820
04	52,651 - 54,230	75,261 - 77,518	99,117 - 102,089	139,276 - 143,453	163,821 - 166,500
05	54,231 - 55,857	77,519 - 79,844	102,090 - 105,152	143,454 - 147,757	166,500 - 166,500

Series: 1550

2210

Locality Area: Laredo, TX



Special Pay Tables

Report Run On: April 10, 2019

Page 181 of 311

PPS: LR999C01 OPM: 999C PROFESSIONAL Path: ZP Effective:06-Jan-19
 Prev. Yr Rate: 0.1740 Curr. Yr Rate: 0.0018 Loc. Diff: 0.85 Gen. Inc. 1.40 Issued:28-Mar-19

Band:	I	II	III	IV	V
Gs Range:	1-6	7-10	11-12	13-14	15-15
Interval					
01	0 - 0	49,081 - 57,327	64,566 - 79,389	90,659 - 112,266	126,017 - 142,818
02	41,090 - 46,548	57,328 - 68,087	79,390 - 91,225	112,267 - 128,471	142,819 - 155,419
03	46,549 - 53,413	68,088 - 75,260	91,226 - 99,116	128,472 - 139,275	155,420 - 163,820
04	53,414 - 55,015	75,261 - 77,518	99,117 - 102,089	139,276 - 143,453	163,821 - 166,500
05	55,016 - 56,665	77,519 - 79,844	102,090 - 105,152	143,454 - 147,757	166,500 - 166,500

Series: 1550

2210

Locality Area: Laredo, TX



Special Pay Tables

Report Run On: April 10, 2019

Page 182 of 311

PPS: LR999D01 OPM: 999D PROFESSIONAL Path: ZP Effective:06-Jan-19
 Prev. Yr Rate: 0.1740 Curr. Yr Rate: 0.0018 Loc. Diff: 0.85 Gen. Inc. 1.40 Issued:28-Mar-19

Band:	I	II	III	IV	V
Gs Range:	1-6	7-10	11-12	13-14	15-15
Interval					
01	0 - 0	50,171 - 58,049	63,608 - 79,389	90,659 - 112,266	126,017 - 142,818
02	41,971 - 47,437	58,050 - 69,351	79,390 - 91,225	112,267 - 128,471	142,819 - 155,419
03	47,438 - 54,557	69,352 - 76,886	91,226 - 99,116	128,472 - 139,275	155,420 - 163,820
04	54,558 - 56,194	76,887 - 79,193	99,117 - 102,089	139,276 - 143,453	163,821 - 166,500
05	56,195 - 57,880	79,194 - 81,569	102,090 - 105,152	143,454 - 147,757	166,500 - 166,500

Series: 1550

2210

Locality Area: Laredo, TX



Special Pay Tables

Report Run On: April 10, 2019

Page 183 of 311

PPS: LR999E01 OPM: 999E PROFESSIONAL Path: ZP Effective:06-Jan-19
 Prev. Yr Rate: 0.1740 Curr. Yr Rate: 0.0018 Loc. Diff: 0.85 Gen. Inc. 1.40 Issued:28-Mar-19

Band:	I	II	III	IV	V
Gs Range:	1-6	7-10	11-12	13-14	15-15
Interval					
01	0 - 0	50,898 - 58,563	63,608 - 79,389	90,659 - 112,266	126,017 - 142,818
02	42,558 - 48,031	58,564 - 70,250	79,390 - 91,225	112,267 - 128,471	142,819 - 155,419
03	48,032 - 55,320	70,251 - 78,042	91,226 - 99,116	128,472 - 139,275	155,420 - 163,820
04	55,321 - 56,980	78,043 - 80,383	99,117 - 102,089	139,276 - 143,453	163,821 - 166,500
05	56,981 - 58,689	80,384 - 82,794	102,090 - 105,152	143,454 - 147,757	166,500 - 166,500

Series: 1550

2210

Locality Area: Laredo, TX



Special Pay Tables

Report Run On: April 10, 2019

Page 184 of 311

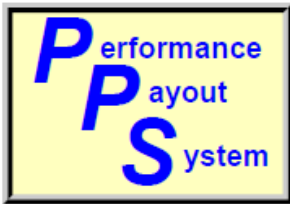
PPS: LR999F01 OPM: 999F PROFESSIONAL Path: ZP Effective:06-Jan-19
 Prev. Yr Rate: 0.1740 Curr. Yr Rate: 0.0018 Loc. Diff: 0.85 Gen. Inc. 1.40 Issued:28-Mar-19

Band:	I	II	III	IV	V
Gs Range:	1-6	7-10	11-12	13-14	15-15
Interval					
01	0 - 0	52,353 - 57,327	63,608 - 79,389	90,659 - 112,266	126,017 - 142,818
02	43,732 - 49,218	57,328 - 68,087	79,390 - 91,225	112,267 - 128,471	142,819 - 155,419
03	49,219 - 56,846	68,088 - 75,260	91,226 - 99,116	128,472 - 139,275	155,420 - 163,820
04	56,847 - 58,551	75,261 - 77,518	99,117 - 102,089	139,276 - 143,453	163,821 - 166,500
05	58,552 - 60,308	77,519 - 79,844	102,090 - 105,152	143,454 - 147,757	166,500 - 166,500

Series: 1550

2210

Locality Area: Laredo, TX



Special Pay Tables

Report Run On: April 10, 2019

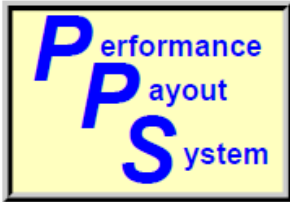
Page 185 of 311

PPS: LRLEO OPM: LEO ADMINISTRATIVE Path: ZA Effective:06-Jan-19
 Prev. Yr Rate: 0.1740 Curr. Yr Rate: 0.0018 Loc. Diff: 0.85 Gen. Inc. 1.40 Issued:28-Mar-19

Band:	I	II	III	IV	V
Gs Range:	1-6	7-10	11-12	13-14	15-15
Interval					
01	22,519 - 37,723	48,711 - 61,367	63,608 - 79,388	90,659 - 112,263	126,017 - 142,817
02	37,724 - 49,126	61,368 - 70,859	79,389 - 91,223	112,264 - 128,466	142,818 - 155,417
03	49,127 - 56,734	70,860 - 77,189	91,224 - 99,116	128,467 - 139,275	155,418 - 163,820
04	56,735 - 58,436	77,190 - 79,505	99,117 - 102,089	139,276 - 143,453	163,821 - 166,500
05	58,437 - 60,189	79,506 - 81,890	102,090 - 105,152	143,454 - 147,757	166,500 - 166,500

Series: 1811

Locality Area: Laredo, TX



Special Pay Tables

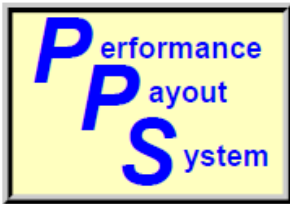
Report Run On: April 10, 2019

Page 186 of 311

PPS: LV030501 OPM: 0305 PROFESSIONAL Path: ZP Effective:06-Jan-19
 Prev. Yr Rate: 0.1649 Curr. Yr Rate: 0.0017 Loc. Diff: 0.86 Gen. Inc. 1.40 Issued:28-Mar-19

Band:	I	II	III	IV	V
Gs Range:	1-6	7-10	11-12	13-14	15-15
Interval					
01	34,240 - 34,511	42,551 - 56,755	62,973 - 78,597	89,754 - 111,146	124,759 - 141,393
02	34,512 - 43,674	56,756 - 67,407	78,598 - 90,314	111,147 - 127,189	141,394 - 153,868
03	43,675 - 49,783	67,408 - 74,509	90,315 - 98,126	127,190 - 137,885	153,869 - 162,185
04	49,784 - 51,276	74,510 - 76,744	98,127 - 101,070	137,886 - 142,022	162,186 - 166,500
05	51,277 - 52,814	76,745 - 79,046	101,071 - 104,102	142,023 - 146,283	166,500 - 166,500

Locality Area: Las Vegas-Henderson, NV-AZ



Special Pay Tables

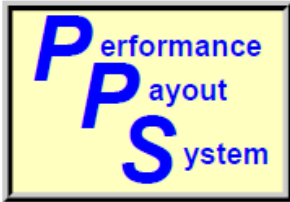
Report Run On: April 10, 2019

Page 187 of 311

PPS: LV041401 OPM: 0414 PROFESSIONAL Path: ZP Effective:06-Jan-19
 Prev. Yr Rate: 0.1649 Curr. Yr Rate: 0.0017 Loc. Diff: 0.86 Gen. Inc. 1.40 Issued:28-Mar-19

Band:	I	II	III	IV	V
Gs Range:	1-6	7-10	11-12	13-14	15-15
Interval					
01	0 - 0	47,264 - 56,755	62,973 - 78,597	89,754 - 111,146	124,759 - 141,393
02	38,152 - 43,674	56,756 - 67,407	78,598 - 90,314	111,147 - 127,189	141,394 - 153,868
03	43,675 - 49,783	67,408 - 74,509	90,315 - 98,126	127,190 - 137,885	153,869 - 162,185
04	49,784 - 51,276	74,510 - 76,744	98,127 - 101,070	137,886 - 142,022	162,186 - 166,500
05	51,277 - 52,814	76,745 - 79,046	101,071 - 104,102	142,023 - 146,283	166,500 - 166,500

Locality Area: Las Vegas-Henderson, NV-AZ



Special Pay Tables

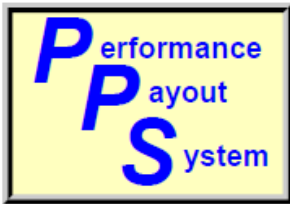
Report Run On: April 10, 2019

Page 188 of 311

PPS: LV042201 OPM: 0422 PROFESSIONAL Path: ZP Effective:06-Jan-19
 Prev. Yr Rate: 0.1649 Curr. Yr Rate: 0.0017 Loc. Diff: 0.86 Gen. Inc. 1.40 Issued:28-Mar-19

Band:	I	II	III	IV	V
Gs Range:	1-6	7-10	11-12	13-14	15-15
Interval					
01	0 - 0	47,264 - 56,755	62,973 - 78,597	89,754 - 111,146	124,759 - 141,393
02	38,152 - 43,674	56,756 - 67,407	78,598 - 90,314	111,147 - 127,189	141,394 - 153,868
03	43,675 - 49,783	67,408 - 74,509	90,315 - 98,126	127,190 - 137,885	153,869 - 162,185
04	49,784 - 51,276	74,510 - 76,744	98,127 - 101,070	137,886 - 142,022	162,186 - 166,500
05	51,277 - 52,814	76,745 - 79,046	101,071 - 104,102	142,023 - 146,283	166,500 - 166,500

Locality Area: Las Vegas-Henderson, NV-AZ



Special Pay Tables

Report Run On: April 10, 2019

Page 189 of 311

PPS: LV999B01 OPM: 999B PROFESSIONAL Path: ZP Effective:06-Jan-19
 Prev. Yr Rate: 0.1649 Curr. Yr Rate: 0.0017 Loc. Diff: 0.86 Gen. Inc. 1.40 Issued:28-Mar-19

Band:	I	II	III	IV	V
Gs Range:	1-6	7-10	11-12	13-14	15-15
Interval					
01	0 - 0	48,353 - 57,040	63,490 - 78,597	89,754 - 111,146	124,759 - 141,393
02	40,503 - 45,904	57,041 - 67,907	78,598 - 90,314	111,147 - 127,189	141,394 - 153,868
03	45,905 - 52,650	67,908 - 75,152	90,315 - 98,126	127,190 - 137,885	153,869 - 162,185
04	52,651 - 54,230	75,153 - 77,407	98,127 - 101,070	137,886 - 142,022	162,186 - 166,500
05	54,231 - 55,857	77,408 - 79,729	101,071 - 104,102	142,023 - 146,283	166,500 - 166,500

Series: 1550

2210

Locality Area: Las Vegas-Henderson, NV-AZ



Special Pay Tables

Report Run On: April 10, 2019

Page 190 of 311

PPS: LV999C01 OPM: 999C PROFESSIONAL Path: ZP Effective:06-Jan-19
 Prev. Yr Rate: 0.1649 Curr. Yr Rate: 0.0017 Loc. Diff: 0.86 Gen. Inc. 1.40 Issued:28-Mar-19

Band:	I	II	III	IV	V
Gs Range:	1-6	7-10	11-12	13-14	15-15
Interval					
01	0 - 0	49,081 - 57,040	64,566 - 78,597	89,754 - 111,146	124,759 - 141,393
02	41,090 - 46,498	57,041 - 67,907	78,598 - 90,314	111,147 - 127,189	141,394 - 153,868
03	46,499 - 53,413	67,908 - 75,152	90,315 - 98,126	127,190 - 137,885	153,869 - 162,185
04	53,414 - 55,015	75,153 - 77,407	98,127 - 101,070	137,886 - 142,022	162,186 - 166,500
05	55,016 - 56,665	77,408 - 79,729	101,071 - 104,102	142,023 - 146,283	166,500 - 166,500

Series: 1550

2210

Locality Area: Las Vegas-Henderson, NV-AZ



Special Pay Tables

Report Run On: April 10, 2019

Page 191 of 311

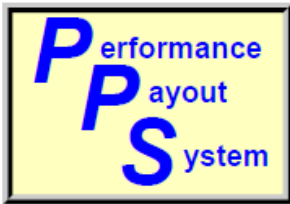
PPS: LV999D01 OPM: 999D PROFESSIONAL Path: ZP Effective:06-Jan-19
 Prev. Yr Rate: 0.1649 Curr. Yr Rate: 0.0017 Loc. Diff: 0.86 Gen. Inc. 1.40 Issued:28-Mar-19

Band:	I	II	III	IV	V
Gs Range:	1-6	7-10	11-12	13-14	15-15
Interval					
01	0 - 0	50,171 - 57,811	62,973 - 78,597	89,754 - 111,146	124,759 - 141,393
02	41,971 - 47,387	57,812 - 69,256	78,598 - 90,314	111,147 - 127,189	141,394 - 153,868
03	47,388 - 54,557	69,257 - 76,886	90,315 - 98,126	127,190 - 137,885	153,869 - 162,185
04	54,558 - 56,194	76,887 - 79,193	98,127 - 101,070	137,886 - 142,022	162,186 - 166,500
05	56,195 - 57,880	79,194 - 81,569	101,071 - 104,102	142,023 - 146,283	166,500 - 166,500

Series: 1550

2210

Locality Area: Las Vegas-Henderson, NV-AZ



Special Pay Tables

Report Run On: April 10, 2019

Page 192 of 311

PPS: LV999E01 OPM: 999E PROFESSIONAL Path: ZP Effective:06-Jan-19
 Prev. Yr Rate: 0.1649 Curr. Yr Rate: 0.0017 Loc. Diff: 0.86 Gen. Inc. 1.40 Issued:28-Mar-19

Band:	I	II	III	IV	V
Gs Range:	1-6	7-10	11-12	13-14	15-15
Interval					
01	0 - 0	50,898 - 58,325	62,973 - 78,597	89,754 - 111,146	124,759 - 141,393
02	42,558 - 47,981	58,326 - 70,155	78,598 - 90,314	111,147 - 127,189	141,394 - 153,868
03	47,982 - 55,320	70,156 - 78,042	90,315 - 98,126	127,190 - 137,885	153,869 - 162,185
04	55,321 - 56,980	78,043 - 80,383	98,127 - 101,070	137,886 - 142,022	162,186 - 166,500
05	56,981 - 58,689	80,384 - 82,794	101,071 - 104,102	142,023 - 146,283	166,500 - 166,500

Series: 1550

2210

Locality Area: Las Vegas-Henderson, NV-AZ



Special Pay Tables

Report Run On: April 10, 2019

Page 193 of 311

PPS: LV999F01 OPM: 999F PROFESSIONAL Path: ZP Effective:06-Jan-19
 Prev. Yr Rate: 0.1649 Curr. Yr Rate: 0.0017 Loc. Diff: 0.86 Gen. Inc. 1.40 Issued:28-Mar-19

Band:	I	II	III	IV	V
Gs Range:	1-6	7-10	11-12	13-14	15-15
Interval					
01	0 - 0	52,353 - 56,755	62,973 - 78,597	89,754 - 111,146	124,759 - 141,393
02	43,732 - 49,168	56,756 - 67,407	78,598 - 90,314	111,147 - 127,189	141,394 - 153,868
03	49,169 - 56,846	67,408 - 74,509	90,315 - 98,126	127,190 - 137,885	153,869 - 162,185
04	56,847 - 58,551	74,510 - 76,744	98,127 - 101,070	137,886 - 142,022	162,186 - 166,500
05	58,552 - 60,308	76,745 - 79,046	101,071 - 104,102	142,023 - 146,283	166,500 - 166,500

Series: 1550

2210

Locality Area: Las Vegas-Henderson, NV-AZ



Special Pay Tables

Report Run On: April 10, 2019

Page 194 of 311

PPS: LVLEO OPM: LEO ADMINISTRATIVE Path: ZA Effective:06-Jan-19
 Prev. Yr Rate: 0.1649 Curr. Yr Rate: 0.0017 Loc. Diff: 0.86 Gen. Inc. 1.40 Issued:28-Mar-19

Band:	I	II	III	IV	V
Gs Range:	1-6	7-10	11-12	13-14	15-15
Interval					
01	22,294 - 37,346	48,225 - 60,753	62,973 - 78,593	89,754 - 111,142	124,759 - 141,391
02	37,347 - 48,635	60,754 - 70,149	78,594 - 90,308	111,143 - 127,183	141,392 - 153,865
03	48,636 - 56,167	70,150 - 76,419	90,309 - 98,126	127,184 - 137,885	153,866 - 162,185
04	56,168 - 57,852	76,420 - 78,712	98,127 - 101,070	137,886 - 142,022	162,186 - 166,500
05	57,853 - 59,588	78,713 - 81,073	101,071 - 104,102	142,023 - 146,283	166,500 - 166,500

Series: 1811

Locality Area: Las Vegas-Henderson, NV-AZ



Special Pay Tables

Report Run On: April 10, 2019

Page 195 of 311

PPS: MFL041401 OPM: 0414 PROFESSIONAL Path: ZP Effective:06-Jan-19
 Prev. Yr Rate: 0.2264 Curr. Yr Rate: 0.0023 Loc. Diff: 0.82 Gen. Inc. 1.40 Issued:28-Mar-19

Band:	I	II	III	IV	V
Gs Range:	1-6	7-10	11-12	13-14	15-15
Interval					
01	0 - 0	47,264 - 59,703	66,245 - 82,680	94,417 - 116,920	131,240 - 146,911
02	38,152 - 45,943	59,704 - 70,909	82,681 - 95,006	116,921 - 133,797	146,912 - 158,664
03	45,944 - 52,369	70,910 - 78,379	95,007 - 103,224	133,798 - 145,048	158,665 - 166,500
04	52,370 - 53,940	78,380 - 80,730	103,225 - 106,321	145,049 - 149,399	166,500 - 166,500
05	53,941 - 55,558	80,731 - 83,152	106,322 - 109,511	149,400 - 153,881	166,500 - 166,500

Locality Area: Miami-Fort Lauderdale-Port St. Lucie, FL



Special Pay Tables

Report Run On: April 10, 2019

Page 196 of 311

PPS: MFL042201 OPM: 0422 PROFESSIONAL Path: ZP Effective:06-Jan-19
 Prev. Yr Rate: 0.2264 Curr. Yr Rate: 0.0023 Loc. Diff: 0.82 Gen. Inc. 1.40 Issued:28-Mar-19

Band:	I	II	III	IV	V
Gs Range:	1-6	7-10	11-12	13-14	15-15
Interval					
01	0 - 0	47,264 - 59,703	66,245 - 82,680	94,417 - 116,920	131,240 - 146,911
02	38,152 - 45,943	59,704 - 70,909	82,681 - 95,006	116,921 - 133,797	146,912 - 158,664
03	45,944 - 52,369	70,910 - 78,379	95,007 - 103,224	133,798 - 145,048	158,665 - 166,500
04	52,370 - 53,940	78,380 - 80,730	103,225 - 106,321	145,049 - 149,399	166,500 - 166,500
05	53,941 - 55,558	80,731 - 83,152	106,322 - 109,511	149,400 - 153,881	166,500 - 166,500

Locality Area: Miami-Fort Lauderdale-Port St. Lucie, FL



Special Pay Tables

Report Run On: April 10, 2019

Page 197 of 311

PPS: MFL056901 OPM: 0569 PROFESSIONAL Path: ZP Effective:06-Jan-19
 Prev. Yr Rate: 0.2264 Curr. Yr Rate: 0.0023 Loc. Diff: 0.82 Gen. Inc. 1.40 Issued:28-Mar-19

Band:	I	II	III	IV	V
Gs Range:	1-6	7-10	11-12	13-14	15-15
Interval					
01	0 - 0	47,263 - 59,703	69,947 - 85,244	99,693 - 120,522	131,240 - 146,911
02	38,155 - 45,943	59,704 - 70,909	85,245 - 99,493	120,523 - 140,101	146,912 - 158,664
03	45,944 - 52,369	70,910 - 78,379	99,494 - 108,992	140,102 - 153,153	158,665 - 166,500
04	52,370 - 53,940	78,380 - 80,730	108,993 - 112,262	153,154 - 157,748	166,500 - 166,500
05	53,941 - 55,558	80,731 - 83,152	112,263 - 115,630	157,749 - 162,480	166,500 - 166,500

Series: 1340

Locality Area: Miami-Fort Lauderdale-Port St. Lucie, FL



Special Pay Tables

Report Run On: April 10, 2019

Page 198 of 311

PPS: MFL999C01 OPM: 999C PROFESSIONAL Path: ZP Effective:06-Jan-19
 Prev. Yr Rate: 0.2264 Curr. Yr Rate: 0.0023 Loc. Diff: 0.82 Gen. Inc. 1.40 Issued:28-Mar-19

Band:	I	II	III	IV	V
Gs Range:	1-6	7-10	11-12	13-14	15-15
Interval					
01	0 - 0	49,081 - 59,703	66,245 - 82,680	94,417 - 116,920	131,240 - 146,911
02	41,090 - 46,755	59,704 - 70,909	82,681 - 95,006	116,921 - 133,797	146,912 - 158,664
03	46,756 - 53,413	70,910 - 78,379	95,007 - 103,224	133,798 - 145,048	158,665 - 166,500
04	53,414 - 55,015	78,380 - 80,730	103,225 - 106,321	145,049 - 149,399	166,500 - 166,500
05	55,016 - 56,665	80,731 - 83,152	106,322 - 109,511	149,400 - 153,881	166,500 - 166,500

Series: 1550 2210

Locality Area: Miami-Fort Lauderdale-Port St. Lucie, FL



Special Pay Tables

Report Run On: April 10, 2019

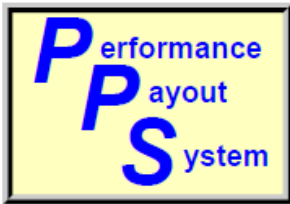
Page 199 of 311

PPS: MFLLEO OPM: LEO ADMINISTRATIVE Path: ZA Effective:06-Jan-19
 Prev. Yr Rate: 0.2264 Curr. Yr Rate: 0.0023 Loc. Diff: 0.82 Gen. Inc. 1.40 Issued:28-Mar-19

Band:	I	II	III	IV	V
Gs Range:	1-6	7-10	11-12	13-14	15-15
Interval					
01	23,452 - 39,288	50,730 - 63,910	66,245 - 82,677	94,417 - 116,917	131,240 - 146,908
02	39,289 - 51,165	63,911 - 73,795	82,678 - 95,001	116,918 - 133,792	146,909 - 158,659
03	51,166 - 59,085	73,796 - 80,389	95,002 - 103,224	133,793 - 145,048	158,660 - 166,500
04	59,086 - 60,858	80,390 - 82,801	103,225 - 106,321	145,049 - 149,399	166,500 - 166,500
05	60,859 - 62,684	82,802 - 85,285	106,322 - 109,511	149,400 - 153,881	166,500 - 166,500

Series: 1811

Locality Area: Miami-Fort Lauderdale-Port St. Lucie, FL



Special Pay Tables

Report Run On: April 10, 2019

Page 200 of 311

PPS: MIL041401 OPM: 0414 PROFESSIONAL Path: ZP Effective:06-Jan-19
 Prev. Yr Rate: 0.2014 Curr. Yr Rate: 0.0020 Loc. Diff: 0.83 Gen. Inc. 1.40 Issued:28-Mar-19

Band:	I	II	III	IV	V
Gs Range:	1-6	7-10	11-12	13-14	15-15
Interval					
01	0 - 0	47,264 - 58,471	64,878 - 80,974	92,469 - 114,507	128,532 - 145,407
02	38,152 - 44,995	58,472 - 69,446	80,975 - 93,046	114,508 - 131,036	145,408 - 158,063
03	44,996 - 51,289	69,447 - 76,762	93,047 - 101,094	131,037 - 142,055	158,064 - 166,500
04	51,290 - 52,828	76,763 - 79,065	101,095 - 104,127	142,056 - 146,317	166,500 - 166,500
05	52,829 - 54,413	79,066 - 81,437	104,128 - 107,251	146,318 - 150,707	166,500 - 166,500

Locality Area: Milwaukee-Racine-Waukesha, WI



Special Pay Tables

Report Run On: April 10, 2019

Page 201 of 311

PPS: MIL042201 OPM: 0422 PROFESSIONAL Path: ZP Effective:06-Jan-19
 Prev. Yr Rate: 0.2014 Curr. Yr Rate: 0.0020 Loc. Diff: 0.83 Gen. Inc. 1.40 Issued:28-Mar-19

Band:	I	II	III	IV	V
Gs Range:	1-6	7-10	11-12	13-14	15-15
Interval					
01	0 - 0	47,264 - 58,471	64,878 - 80,974	92,469 - 114,507	128,532 - 145,407
02	38,152 - 44,995	58,472 - 69,446	80,975 - 93,046	114,508 - 131,036	145,408 - 158,063
03	44,996 - 51,289	69,447 - 76,762	93,047 - 101,094	131,037 - 142,055	158,064 - 166,500
04	51,290 - 52,828	76,763 - 79,065	101,095 - 104,127	142,056 - 146,317	166,500 - 166,500
05	52,829 - 54,413	79,066 - 81,437	104,128 - 107,251	146,318 - 150,707	166,500 - 166,500

Locality Area: Milwaukee-Racine-Waukesha, WI



Special Pay Tables

Report Run On: April 10, 2019

Page 202 of 311

PPS: MIL999B01 OPM: 999B PROFESSIONAL Path: ZP Effective:06-Jan-19
 Prev. Yr Rate: 0.2014 Curr. Yr Rate: 0.0020 Loc. Diff: 0.83 Gen. Inc. 1.40 Issued:28-Mar-19

Band:	I	II	III	IV	V
Gs Range:	1-6	7-10	11-12	13-14	15-15
Interval					
01	0 - 0	48,353 - 58,471	64,878 - 80,974	92,469 - 114,507	128,532 - 145,407
02	40,503 - 46,054	58,472 - 69,446	80,975 - 93,046	114,508 - 131,036	145,408 - 158,063
03	46,055 - 52,650	69,447 - 76,762	93,047 - 101,094	131,037 - 142,055	158,064 - 166,500
04	52,651 - 54,230	76,763 - 79,065	101,095 - 104,127	142,056 - 146,317	166,500 - 166,500
05	54,231 - 55,857	79,066 - 81,437	104,128 - 107,251	146,318 - 150,707	166,500 - 166,500

Series: 1550

2210

Locality Area: Milwaukee-Racine-Waukesha, WI



Special Pay Tables

Report Run On: April 10, 2019

Page 203 of 311

PPS: MILLEO OPM: LEO ADMINISTRATIVE Path: ZA Effective:06-Jan-19
 Prev. Yr Rate: 0.2014 Curr. Yr Rate: 0.0020 Loc. Diff: 0.83 Gen. Inc. 1.40 Issued:28-Mar-19

Band:	I	II	III	IV	V
Gs Range:	1-6	7-10	11-12	13-14	15-15
Interval					
01	22,968 - 38,476	49,684 - 62,592	64,878 - 80,974	92,469 - 114,505	128,532 - 145,404
02	38,477 - 50,107	62,593 - 72,273	80,975 - 93,046	114,506 - 131,032	145,405 - 158,058
03	50,108 - 57,866	72,274 - 78,730	93,047 - 101,094	131,033 - 142,055	158,059 - 166,500
04	57,867 - 59,602	78,731 - 81,092	101,095 - 104,127	142,056 - 146,317	166,500 - 166,500
05	59,603 - 61,390	81,093 - 83,525	104,128 - 107,251	146,318 - 150,707	166,500 - 166,500

Series: 1811

Locality Area: Milwaukee-Racine-Waukesha, WI



Special Pay Tables

Report Run On: April 10, 2019

Page 204 of 311

PPS: MSP041401 OPM: 0414 PROFESSIONAL Path: ZP Effective:06-Jan-19
 Prev. Yr Rate: 0.2337 Curr. Yr Rate: 0.0024 Loc. Diff: 0.81 Gen. Inc. 1.40 Issued:28-Mar-19

Band:	I	II	III	IV	V
Gs Range:	1-6	7-10	11-12	13-14	15-15
Interval					
01	0 - 0	47,264 - 60,129	66,718 - 83,271	95,092 - 117,755	132,178 - 147,432
02	38,152 - 46,271	60,130 - 71,416	83,272 - 95,686	117,756 - 134,752	147,433 - 158,873
03	46,272 - 52,743	71,417 - 78,940	95,687 - 103,962	134,753 - 146,084	158,874 - 166,500
04	52,744 - 54,325	78,941 - 81,308	103,963 - 107,081	146,085 - 150,467	166,500 - 166,500
05	54,326 - 55,955	81,309 - 83,747	107,082 - 110,293	150,468 - 154,981	166,500 - 166,500

Locality Area: Minneapolis-St. Paul, MN-WI



Special Pay Tables

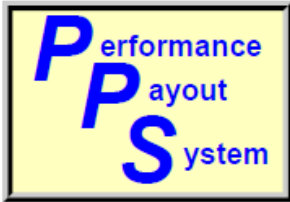
Report Run On: April 10, 2019

Page 205 of 311

PPS: MSP042201 OPM: 0422 PROFESSIONAL Path: ZP Effective:06-Jan-19
 Prev. Yr Rate: 0.2337 Curr. Yr Rate: 0.0024 Loc. Diff: 0.81 Gen. Inc. 1.40 Issued:28-Mar-19

Band:	I	II	III	IV	V
Gs Range:	1-6	7-10	11-12	13-14	15-15
Interval					
01	0 - 0	47,264 - 60,129	66,718 - 83,271	95,092 - 117,755	132,178 - 147,432
02	38,152 - 46,271	60,130 - 71,416	83,272 - 95,686	117,756 - 134,752	147,433 - 158,873
03	46,272 - 52,743	71,417 - 78,940	95,687 - 103,962	134,753 - 146,084	158,874 - 166,500
04	52,744 - 54,325	78,941 - 81,308	103,963 - 107,081	146,085 - 150,467	166,500 - 166,500
05	54,326 - 55,955	81,309 - 83,747	107,082 - 110,293	150,468 - 154,981	166,500 - 166,500

Locality Area: Minneapolis-St. Paul, MN-WI



Special Pay Tables

Report Run On: April 10, 2019

Page 206 of 311

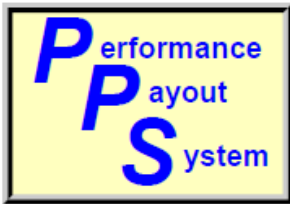
PPS: MSP999C01 OPM: 999C PROFESSIONAL Path: ZP Effective:06-Jan-19
 Prev. Yr Rate: 0.2337 Curr. Yr Rate: 0.0024 Loc. Diff: 0.81 Gen. Inc. 1.40 Issued:28-Mar-19

Band:	I	II	III	IV	V
Gs Range:	1-6	7-10	11-12	13-14	15-15
Interval					
01	0 - 0	49,081 - 60,129	66,718 - 83,271	95,092 - 117,755	132,178 - 147,432
02	41,090 - 46,792	60,130 - 71,416	83,272 - 95,686	117,756 - 134,752	147,433 - 158,873
03	46,793 - 53,413	71,417 - 78,940	95,687 - 103,962	134,753 - 146,084	158,874 - 166,500
04	53,414 - 55,015	78,941 - 81,308	103,963 - 107,081	146,085 - 150,467	166,500 - 166,500
05	55,016 - 56,665	81,309 - 83,747	107,082 - 110,293	150,468 - 154,981	166,500 - 166,500

Series: 1550

2210

Locality Area: Minneapolis-St. Paul, MN-WI



Special Pay Tables

Report Run On: April 10, 2019

Page 207 of 311

PPS: MSPLEO OPM: LEO ADMINISTRATIVE Path: ZA Effective:06-Jan-19
 Prev. Yr Rate: 0.2337 Curr. Yr Rate: 0.0024 Loc. Diff: 0.81 Gen. Inc. 1.40 Issued:28-Mar-19

Band:	I	II	III	IV	V
Gs Range:	1-6	7-10	11-12	13-14	15-15
Interval					
01	23,620 - 39,568	51,093 - 64,365	66,718 - 83,270	95,092 - 117,752	132,178 - 147,430
02	39,569 - 51,529	64,366 - 74,319	83,271 - 95,684	117,753 - 134,747	147,431 - 158,869
03	51,530 - 59,508	74,320 - 80,963	95,685 - 103,962	134,748 - 146,084	158,870 - 166,500
04	59,509 - 61,293	80,964 - 83,392	103,963 - 107,081	146,085 - 150,467	166,500 - 166,500
05	61,294 - 63,132	83,393 - 85,894	107,082 - 110,293	150,468 - 154,981	166,500 - 166,500

Series: 1811

Locality Area: Minneapolis-St. Paul, MN-WI



Special Pay Tables

Report Run On: April 10, 2019

Page 208 of 311

PPS: NY041401 OPM: 0414 PROFESSIONAL Path: ZP Effective:06-Jan-19
 Prev. Yr Rate: 0.3213 Curr. Yr Rate: 0.0033 Loc. Diff: 0.76 Gen. Inc. 1.40 Issued:28-Mar-19

Band:	I	II	III	IV	V
Gs Range:	1-6	7-10	11-12	13-14	15-15
Interval					
01	38,152 - 39,235	48,375 - 64,523	71,593 - 89,355	102,040 - 126,359	141,835 - 152,797
02	39,236 - 49,652	64,524 - 76,633	89,356 - 102,677	126,360 - 144,598	152,798 - 161,019
03	49,653 - 56,597	76,634 - 84,707	102,678 - 111,558	144,599 - 156,758	161,020 - 166,500
04	56,598 - 58,295	84,708 - 87,248	111,559 - 114,905	156,759 - 161,461	166,500 - 166,500
05	58,296 - 60,044	87,249 - 89,865	114,906 - 118,352	161,462 - 166,305	166,500 - 166,500

Locality Area: New York-Newark, NY-NJ-CT-PA



Special Pay Tables

Report Run On: April 10, 2019

Page 209 of 311

PPS: NY042201 OPM: 0422 PROFESSIONAL Path: ZP Effective:06-Jan-19
 Prev. Yr Rate: 0.3213 Curr. Yr Rate: 0.0033 Loc. Diff: 0.76 Gen. Inc. 1.40 Issued:28-Mar-19

Band:	I	II	III	IV	V
Gs Range:	1-6	7-10	11-12	13-14	15-15
Interval					
01	38,152 - 39,235	48,375 - 64,523	71,593 - 89,355	102,040 - 126,359	141,835 - 152,797
02	39,236 - 49,652	64,524 - 76,633	89,356 - 102,677	126,360 - 144,598	152,798 - 161,019
03	49,653 - 56,597	76,634 - 84,707	102,678 - 111,558	144,599 - 156,758	161,020 - 166,500
04	56,598 - 58,295	84,708 - 87,248	111,559 - 114,905	156,759 - 161,461	166,500 - 166,500
05	58,296 - 60,044	87,249 - 89,865	114,906 - 118,352	161,462 - 166,305	166,500 - 166,500

Locality Area: New York-Newark, NY-NJ-CT-PA



Special Pay Tables

Report Run On: April 10, 2019

Page 210 of 311

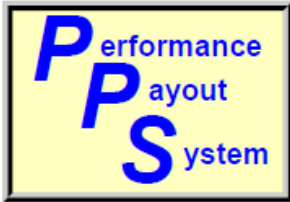
PPS: NY999E01 OPM: 999E PROFESSIONAL Path: ZP Effective:06-Jan-19
 Prev. Yr Rate: 0.3213 Curr. Yr Rate: 0.0033 Loc. Diff: 0.76 Gen. Inc. 1.40 Issued:28-Mar-19

Band:	I	II	III	IV	V
Gs Range:	1-6	7-10	11-12	13-14	15-15
Interval					
01	0 - 0	50,898 - 64,523	71,593 - 89,355	102,040 - 126,359	141,835 - 152,797
02	42,558 - 49,652	64,524 - 76,633	89,356 - 102,677	126,360 - 144,598	152,798 - 161,019
03	49,653 - 56,597	76,634 - 84,707	102,678 - 111,558	144,599 - 156,758	161,020 - 166,500
04	56,598 - 58,295	84,708 - 87,248	111,559 - 114,905	156,759 - 161,461	166,500 - 166,500
05	58,296 - 60,044	87,249 - 89,865	114,906 - 118,352	161,462 - 166,305	166,500 - 166,500

Series: 1550

2210

Locality Area: New York-Newark, NY-NJ-CT-PA



Special Pay Tables

Report Run On: April 10, 2019

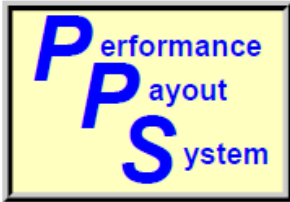
Page 211 of 311

PPS: NYLEO OPM: LEO ADMINISTRATIVE Path: ZA Effective:06-Jan-19
 Prev. Yr Rate: 0.3213 Curr. Yr Rate: 0.0033 Loc. Diff: 0.76 Gen. Inc. 1.40 Issued:28-Mar-19

Band:	I	II	III	IV	V
Gs Range:	1-6	7-10	11-12	13-14	15-15
Interval					
01	25,345 - 42,457	54,826 - 69,070	71,593 - 89,353	102,040 - 126,356	141,835 - 152,795
02	42,458 - 55,291	69,071 - 79,753	89,354 - 102,673	126,357 - 144,593	152,796 - 161,015
03	55,292 - 63,855	79,754 - 86,879	102,674 - 111,558	144,594 - 156,758	161,016 - 166,500
04	63,856 - 65,771	86,880 - 89,485	111,559 - 114,905	156,759 - 161,461	166,500 - 166,500
05	65,772 - 67,744	89,486 - 92,170	114,906 - 118,352	161,462 - 166,305	166,500 - 166,500

Series: 1811

Locality Area: New York-Newark, NY-NJ-CT-PA



Special Pay Tables

Report Run On: April 10, 2019

Page 212 of 311

PPS: OCO305F01 OPM: 305F PROFESSIONAL Path: ZP Effective:06-Jan-19
 Prev. Yr Rate: 0.0 Curr. Yr Rate: 0.0 Loc. Diff: 0.0 Gen. Inc. 1.40 Issued:28-Mar-19

Band:	I	II	III	IV	V
Gs Range:	1-6	7-10	11-12	13-14	15-15
Interval					
01	0 - 0	41,204 - 50,668	57,393 - 68,109	76,687 - 94,964	106,595 - 120,807
02	34,240 - 37,710	50,669 - 61,401	68,110 - 78,838	94,965 - 108,672	120,808 - 131,466
03	37,711 - 43,042	61,402 - 68,557	78,839 - 85,990	108,673 - 117,810	131,467 - 138,572
04	43,043 - 44,333	68,558 - 70,614	85,991 - 88,570	117,811 - 121,344	138,573 - 142,729
05	44,334 - 45,663	70,615 - 72,732	88,571 - 91,227	121,345 - 124,984	142,730 - 147,011

Locality Area: OUT OF US



Special Pay Tables

Report Run On: April 10, 2019

Page 213 of 311

PPS: OCO414F01 OPM: 414F PROFESSIONAL Path: ZP Effective:06-Jan-19
 Prev. Yr Rate: 0.0 Curr. Yr Rate: 0.0 Loc. Diff: 0.0 Gen. Inc. 1.40 Issued:28-Mar-19

Band:	I	II	III	IV	V
Gs Range:	1-6	7-10	11-12	13-14	15-15
Interval					
01	0 - 0	47,264 - 51,819	60,981 - 68,109	76,687 - 94,964	106,595 - 120,807
02	38,152 - 40,753	51,820 - 63,416	68,110 - 78,838	94,965 - 108,672	120,808 - 131,466
03	40,754 - 46,954	63,417 - 71,147	78,839 - 85,990	108,673 - 117,810	131,467 - 138,572
04	46,955 - 48,363	71,148 - 73,281	85,991 - 88,570	117,811 - 121,344	138,573 - 142,729
05	48,364 - 49,814	73,282 - 75,479	88,571 - 91,227	121,345 - 124,984	142,730 - 147,011

Locality Area: OUT OF US



Special Pay Tables

Report Run On: April 10, 2019

Page 214 of 311

PPS: OCO422F01 OPM: 422F PROFESSIONAL Path: ZP Effective:06-Jan-19
 Prev. Yr Rate: 0.0 Curr. Yr Rate: 0.0 Loc. Diff: 0.0 Gen. Inc. 1.40 Issued:28-Mar-19

Band:	I	II	III	IV	V
Gs Range:	1-6	7-10	11-12	13-14	15-15
Interval					
01	0 - 0	47,264 - 51,819	62,775 - 70,021	76,687 - 94,964	106,595 - 120,807
02	38,152 - 40,753	51,820 - 63,416	70,022 - 82,182	94,965 - 108,672	120,808 - 131,466
03	40,754 - 46,954	63,417 - 71,147	82,183 - 90,290	108,673 - 117,810	131,467 - 138,572
04	46,955 - 48,363	71,148 - 73,281	90,291 - 92,999	117,811 - 121,344	138,573 - 142,729
05	48,364 - 49,814	73,282 - 75,479	93,000 - 95,789	121,345 - 124,984	142,730 - 147,011

Locality Area: OUT OF US



Special Pay Tables

Report Run On: April 10, 2019

Page 215 of 311

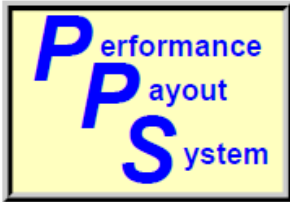
PPS: OCO99AF01 OPM: 99AF PROFESSIONAL Path: ZP Effective:06-Jan-19
 Prev. Yr Rate: 0.0 Curr. Yr Rate: 0.0 Loc. Diff: 0.0 Gen. Inc. 1.40 Issued:28-Mar-19

Band:	I	II	III	IV	V
Gs Range:	1-6	7-10	11-12	13-14	15-15
Interval					
01	0 - 0	47,263 - 53,599	62,952 - 70,880	76,687 - 94,964	106,595 - 120,807
02	38,155 - 42,809	53,600 - 66,531	70,881 - 83,686	94,965 - 108,672	120,808 - 131,466
03	42,810 - 49,598	66,532 - 75,152	83,687 - 92,224	108,673 - 117,810	131,467 - 138,572
04	49,599 - 51,086	75,153 - 77,407	92,225 - 94,991	117,811 - 121,344	138,573 - 142,729
05	51,087 - 52,619	77,408 - 79,729	94,992 - 97,841	121,345 - 124,984	142,730 - 147,011

Series: 1550

2210

Locality Area: OUT OF US



Special Pay Tables

Report Run On: April 10, 2019

Page 216 of 311

PPS: PB030501 OPM: 0305 PROFESSIONAL Path: ZP Effective:06-Jan-19
 Prev. Yr Rate: 0.1593 Curr. Yr Rate: 0.0016 Loc. Diff: 0.86 Gen. Inc. 1.40 Issued:28-Mar-19

Band:	I	II	III	IV	V
Gs Range:	1-6	7-10	11-12	13-14	15-15
Interval					
01	34,240 - 34,302	42,293 - 56,410	62,591 - 78,120	89,210 - 110,471	124,002 - 140,535
02	34,303 - 43,409	56,411 - 66,998	78,121 - 89,767	110,472 - 126,417	140,536 - 152,935
03	43,410 - 49,481	66,999 - 74,057	89,768 - 97,531	126,418 - 137,048	152,936 - 161,201
04	49,482 - 50,965	74,058 - 76,279	97,532 - 100,457	137,049 - 141,159	161,202 - 166,037
05	50,966 - 52,494	76,280 - 78,567	100,458 - 103,471	141,160 - 145,394	166,038 - 166,500

Locality Area: Palm Bay-Melbourne-Titusville, FL



Special Pay Tables

Report Run On: April 10, 2019

Page 217 of 311

PPS: PB041401 OPM: 0414 PROFESSIONAL Path: ZP Effective:06-Jan-19
 Prev. Yr Rate: 0.1593 Curr. Yr Rate: 0.0016 Loc. Diff: 0.86 Gen. Inc. 1.40 Issued:28-Mar-19

Band:	I	II	III	IV	V
Gs Range:	1-6	7-10	11-12	13-14	15-15
Interval					
01	0 - 0	47,264 - 56,410	62,591 - 78,120	89,210 - 110,471	124,002 - 140,535
02	38,152 - 43,409	56,411 - 66,998	78,121 - 89,767	110,472 - 126,417	140,536 - 152,935
03	43,410 - 49,481	66,999 - 74,057	89,768 - 97,531	126,418 - 137,048	152,936 - 161,201
04	49,482 - 50,965	74,058 - 76,279	97,532 - 100,457	137,049 - 141,159	161,202 - 166,037
05	50,966 - 52,494	76,280 - 78,567	100,458 - 103,471	141,160 - 145,394	166,038 - 166,500

Locality Area: Palm Bay-Melbourne-Titusville, FL



Special Pay Tables

Report Run On: April 10, 2019

Page 218 of 311

PPS: PB042201 OPM: 0422 PROFESSIONAL Path: ZP Effective:06-Jan-19
 Prev. Yr Rate: 0.1593 Curr. Yr Rate: 0.0016 Loc. Diff: 0.86 Gen. Inc. 1.40 Issued:28-Mar-19

Band:	I	II	III	IV	V
Gs Range:	1-6	7-10	11-12	13-14	15-15
Interval					
01	0 - 0	47,264 - 56,410	62,775 - 78,120	89,210 - 110,471	124,002 - 140,535
02	38,152 - 43,409	56,411 - 66,998	78,121 - 89,767	110,472 - 126,417	140,536 - 152,935
03	43,410 - 49,481	66,999 - 74,057	89,768 - 97,531	126,418 - 137,048	152,936 - 161,201
04	49,482 - 50,965	74,058 - 76,279	97,532 - 100,457	137,049 - 141,159	161,202 - 166,037
05	50,966 - 52,494	76,280 - 78,567	100,458 - 103,471	141,160 - 145,394	166,038 - 166,500

Locality Area: Palm Bay-Melbourne-Titusville, FL



Special Pay Tables

Report Run On: April 10, 2019

Page 219 of 311

PPS: PB999B01 OPM: 999B PROFESSIONAL Path: ZP Effective:06-Jan-19
 Prev. Yr Rate: 0.1593 Curr. Yr Rate: 0.0016 Loc. Diff: 0.86 Gen. Inc. 1.40 Issued:28-Mar-19

Band:	I	II	III	IV	V
Gs Range:	1-6	7-10	11-12	13-14	15-15
Interval					
01	0 - 0	48,353 - 56,897	63,490 - 78,120	89,210 - 110,471	124,002 - 140,535
02	40,503 - 45,874	56,898 - 67,850	78,121 - 89,767	110,472 - 126,417	140,536 - 152,935
03	45,875 - 52,650	67,851 - 75,152	89,768 - 97,531	126,418 - 137,048	152,936 - 161,201
04	52,651 - 54,230	75,153 - 77,407	97,532 - 100,457	137,049 - 141,159	161,202 - 166,037
05	54,231 - 55,857	77,408 - 79,729	100,458 - 103,471	141,160 - 145,394	166,038 - 166,500

Series: 1550 2210

Locality Area: Palm Bay-Melbourne-Titusville, FL



Special Pay Tables

Report Run On: April 10, 2019

Page 220 of 311

PPS: PB999C01 OPM: 999C PROFESSIONAL Path: ZP Effective:06-Jan-19
 Prev. Yr Rate: 0.1593 Curr. Yr Rate: 0.0016 Loc. Diff: 0.86 Gen. Inc. 1.40 Issued:28-Mar-19

Band:	I	II	III	IV	V
Gs Range:	1-6	7-10	11-12	13-14	15-15
Interval					
01	0 - 0	49,081 - 56,897	64,566 - 78,120	89,210 - 110,471	124,002 - 140,535
02	41,090 - 46,468	56,898 - 67,850	78,121 - 89,767	110,472 - 126,417	140,536 - 152,935
03	46,469 - 53,413	67,851 - 75,152	89,768 - 97,531	126,418 - 137,048	152,936 - 161,201
04	53,414 - 55,015	75,153 - 77,407	97,532 - 100,457	137,049 - 141,159	161,202 - 166,037
05	55,016 - 56,665	77,408 - 79,729	100,458 - 103,471	141,160 - 145,394	166,038 - 166,500

Series: 1550 2210

Locality Area: Palm Bay-Melbourne-Titusville, FL



Special Pay Tables

Report Run On: April 10, 2019

Page 221 of 311

PPS: PB999D01 OPM: 999D PROFESSIONAL Path: ZP Effective:06-Jan-19
 Prev. Yr Rate: 0.1593 Curr. Yr Rate: 0.0016 Loc. Diff: 0.86 Gen. Inc. 1.40 Issued:28-Mar-19

Band:	I	II	III	IV	V
Gs Range:	1-6	7-10	11-12	13-14	15-15
Interval					
01	0 - 0	50,171 - 57,668	62,591 - 78,120	89,210 - 110,471	124,002 - 140,535
02	41,971 - 47,357	57,669 - 69,199	78,121 - 89,767	110,472 - 126,417	140,536 - 152,935
03	47,358 - 54,557	69,200 - 76,886	89,768 - 97,531	126,418 - 137,048	152,936 - 161,201
04	54,558 - 56,194	76,887 - 79,193	97,532 - 100,457	137,049 - 141,159	161,202 - 166,037
05	56,195 - 57,880	79,194 - 81,569	100,458 - 103,471	141,160 - 145,394	166,038 - 166,500

Series: 1550 2210

Locality Area: Palm Bay-Melbourne-Titusville, FL



Special Pay Tables

Report Run On: April 10, 2019

Page 222 of 311

PPS: PB999E01 OPM: 999E PROFESSIONAL Path: ZP Effective:06-Jan-19
 Prev. Yr Rate: 0.1593 Curr. Yr Rate: 0.0016 Loc. Diff: 0.86 Gen. Inc. 1.40 Issued:28-Mar-19

Band:	I	II	III	IV	V
Gs Range:	1-6	7-10	11-12	13-14	15-15
Interval					
01	0 - 0	50,898 - 58,181	62,591 - 78,120	89,210 - 110,471	124,002 - 140,535
02	42,558 - 47,951	58,182 - 70,098	78,121 - 89,767	110,472 - 126,417	140,536 - 152,935
03	47,952 - 55,320	70,099 - 78,042	89,768 - 97,531	126,418 - 137,048	152,936 - 161,201
04	55,321 - 56,980	78,043 - 80,383	97,532 - 100,457	137,049 - 141,159	161,202 - 166,037
05	56,981 - 58,689	80,384 - 82,794	100,458 - 103,471	141,160 - 145,394	166,038 - 166,500

Series: 1550 2210

Locality Area: Palm Bay-Melbourne-Titusville, FL



Special Pay Tables

Report Run On: April 10, 2019

Page 223 of 311

PPS: PB999F01 OPM: 999F PROFESSIONAL Path: ZP Effective:06-Jan-19
 Prev. Yr Rate: 0.1593 Curr. Yr Rate: 0.0016 Loc. Diff: 0.86 Gen. Inc. 1.40 Issued:28-Mar-19

Band:	I	II	III	IV	V
Gs Range:	1-6	7-10	11-12	13-14	15-15
Interval					
01	0 - 0	52,353 - 56,410	62,591 - 78,120	89,210 - 110,471	124,002 - 140,535
02	43,732 - 49,138	56,411 - 66,998	78,121 - 89,767	110,472 - 126,417	140,536 - 152,935
03	49,139 - 56,846	66,999 - 74,057	89,768 - 97,531	126,418 - 137,048	152,936 - 161,201
04	56,847 - 58,551	74,058 - 76,279	97,532 - 100,457	137,049 - 141,159	161,202 - 166,037
05	58,552 - 60,308	76,280 - 78,567	100,458 - 103,471	141,160 - 145,394	166,038 - 166,500

Series: 1550

2210

Locality Area: Palm Bay-Melbourne-Titusville, FL



Special Pay Tables

Report Run On: April 10, 2019

Page 224 of 311

PPS: PBLEO OPM: LEO ADMINISTRATIVE Path: ZA Effective:06-Jan-19
 Prev. Yr Rate: 0.1593 Curr. Yr Rate: 0.0016 Loc. Diff: 0.86 Gen. Inc. 1.40 Issued:28-Mar-19

Band:	I	II	III	IV	V
Gs Range:	1-6	7-10	11-12	13-14	15-15
Interval					
01	22,159 - 37,119	47,933 - 60,385	62,591 - 78,119	89,210 - 110,470	124,002 - 140,534
02	37,120 - 48,339	60,386 - 69,724	78,120 - 89,765	110,471 - 126,415	140,535 - 152,933
03	48,340 - 55,827	69,725 - 75,955	89,766 - 97,531	126,416 - 137,048	152,934 - 161,201
04	55,828 - 57,502	75,956 - 78,234	97,532 - 100,457	137,049 - 141,159	161,202 - 166,037
05	57,503 - 59,227	78,235 - 80,581	100,458 - 103,471	141,160 - 145,394	166,038 - 166,500

Series: 1811

Locality Area: Palm Bay-Melbourne-Titusville, FL



Special Pay Tables

Report Run On: April 10, 2019

Page 225 of 311

PPS: PHL041401 OPM: 0414 PROFESSIONAL Path: ZP Effective:06-Jan-19
 Prev. Yr Rate: 0.2459 Curr. Yr Rate: 0.0025 Loc. Diff: 0.80 Gen. Inc. 1.40 Issued:28-Mar-19

Band:	I	II	III	IV	V
Gs Range:	1-6	7-10	11-12	13-14	15-15
Interval					
01	0 - 0	47,264 - 60,760	67,418 - 84,144	96,089 - 118,990	133,564 - 148,202
02	38,152 - 46,756	60,761 - 72,164	84,145 - 96,689	118,991 - 136,166	148,203 - 159,181
03	46,757 - 53,296	72,165 - 79,767	96,690 - 105,052	136,167 - 147,616	159,182 - 166,500
04	53,297 - 54,895	79,768 - 82,160	105,053 - 108,204	147,617 - 152,044	166,500 - 166,500
05	54,896 - 56,542	82,161 - 84,625	108,205 - 111,450	152,045 - 156,605	166,500 - 166,500

Locality Area: Philadelphia-Reading-Camden, PA-NJ-DE-MD



Special Pay Tables

Report Run On: April 10, 2019

Page 226 of 311

PPS: PHL042201 OPM: 0422 PROFESSIONAL Path: ZP Effective:06-Jan-19
 Prev. Yr Rate: 0.2459 Curr. Yr Rate: 0.0025 Loc. Diff: 0.80 Gen. Inc. 1.40 Issued:28-Mar-19

Band:	I	II	III	IV	V
Gs Range:	1-6	7-10	11-12	13-14	15-15
Interval					
01	0 - 0	47,264 - 60,760	67,418 - 84,144	96,089 - 118,990	133,564 - 148,202
02	38,152 - 46,756	60,761 - 72,164	84,145 - 96,689	118,991 - 136,166	148,203 - 159,181
03	46,757 - 53,296	72,165 - 79,767	96,690 - 105,052	136,167 - 147,616	159,182 - 166,500
04	53,297 - 54,895	79,768 - 82,160	105,053 - 108,204	147,617 - 152,044	166,500 - 166,500
05	54,896 - 56,542	82,161 - 84,625	108,205 - 111,450	152,045 - 156,605	166,500 - 166,500

Locality Area: Philadelphia-Reading-Camden, PA-NJ-DE-MD



Special Pay Tables

Report Run On: April 10, 2019

Page 227 of 311

PPS: PHL983C03 OPM: 983C CLERICAL AND SUPPORT Path: ZS Effective:06-Jan-19
 Prev. Yr Rate: 0.2459 Curr. Yr Rate: 0.0025 Loc. Diff: 0.80 Gen. Inc. 1.40 Issued:28-Mar-19

Band:	I	II	III	IV	V
Gs Range:	1-2	3-4	5-6	7-8	9-10
Interval					
01	23,867 - 28,269	35,939 - 37,029	40,210 - 46,330	49,808 - 56,014	56,478 - 66,409
02	28,270 - 31,570	37,030 - 42,841	46,331 - 53,496	56,015 - 63,860	66,410 - 74,424
03	31,571 - 33,771	42,842 - 46,716	53,497 - 58,273	63,861 - 69,090	74,425 - 79,767
04	33,772 - 34,784	46,717 - 48,117	58,274 - 60,021	69,091 - 71,163	79,768 - 82,160
05	34,785 - 35,828	48,118 - 49,561	60,022 - 61,822	71,164 - 73,298	82,161 - 84,625

Locality Area: Philadelphia-Reading-Camden, PA-NJ-DE-MD



Special Pay Tables

Report Run On: April 10, 2019

Page 228 of 311

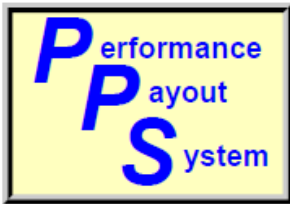
PPS: PHL999C01 OPM: 999C PROFESSIONAL Path: ZP Effective:06-Jan-19
 Prev. Yr Rate: 0.2459 Curr. Yr Rate: 0.0025 Loc. Diff: 0.80 Gen. Inc. 1.40 Issued:28-Mar-19

Band:	I	II	III	IV	V
Gs Range:	1-6	7-10	11-12	13-14	15-15
Interval					
01	0 - 0	49,081 - 60,760	67,418 - 84,144	96,089 - 118,990	133,564 - 148,202
02	41,090 - 46,847	60,761 - 72,164	84,145 - 96,689	118,991 - 136,166	148,203 - 159,181
03	46,848 - 53,413	72,165 - 79,767	96,690 - 105,052	136,167 - 147,616	159,182 - 166,500
04	53,414 - 55,015	79,768 - 82,160	105,053 - 108,204	147,617 - 152,044	166,500 - 166,500
05	55,016 - 56,665	82,161 - 84,625	108,205 - 111,450	152,045 - 156,605	166,500 - 166,500

Series: 1550

2210

Locality Area: Philadelphia-Reading-Camden, PA-NJ-DE-MD



Special Pay Tables

Report Run On: April 10, 2019

Page 229 of 311

PPS: PHLLEO OPM: LEO ADMINISTRATIVE Path: ZA Effective:06-Jan-19
 Prev. Yr Rate: 0.2459 Curr. Yr Rate: 0.0025 Loc. Diff: 0.80 Gen. Inc. 1.40 Issued:28-Mar-19

Band:	I	II	III	IV	V
Gs Range:	1-6	7-10	11-12	13-14	15-15
Interval					
01	23,867 - 39,983	51,629 - 65,041	67,418 - 84,142	96,089 - 118,989	133,564 - 148,200
02	39,984 - 52,070	65,042 - 75,100	84,143 - 96,685	118,990 - 136,164	148,201 - 159,177
03	52,071 - 60,131	75,101 - 81,812	96,686 - 105,052	136,165 - 147,616	159,178 - 166,500
04	60,132 - 61,935	81,813 - 84,266	105,053 - 108,204	147,617 - 152,044	166,500 - 166,500
05	61,936 - 63,793	84,267 - 86,794	108,205 - 111,450	152,045 - 156,605	166,500 - 166,500

Series: 1811

Locality Area: Philadelphia-Reading-Camden, PA-NJ-DE-MD



Special Pay Tables

Report Run On: April 10, 2019

Page 230 of 311

PPS: PIT030501 OPM: 0305 PROFESSIONAL Path: ZP Effective:06-Jan-19
 Prev. Yr Rate: 0.1835 Curr. Yr Rate: 0.0018 Loc. Diff: 0.85 Gen. Inc. 1.40 Issued:28-Mar-19

Band:	I	II	III	IV	V
Gs Range:	1-6	7-10	11-12	13-14	15-15
Interval					
01	34,240 - 35,048	43,213 - 57,637	63,953 - 79,819	91,150 - 112,874	126,699 - 143,591
02	35,049 - 44,353	57,638 - 68,455	79,820 - 91,719	112,875 - 129,167	143,592 - 156,261
03	44,354 - 50,557	68,456 - 75,667	91,720 - 99,652	129,168 - 140,029	156,262 - 164,707
04	50,558 - 52,074	75,668 - 77,937	99,653 - 102,642	140,030 - 144,230	164,708 - 166,500
05	52,075 - 53,636	77,938 - 80,275	102,643 - 105,721	144,231 - 148,557	166,500 - 166,500

Locality Area: Pittsburgh-New Castle-Weirton, PA-OH-WV



Special Pay Tables

Report Run On: April 10, 2019

Page 231 of 311

PPS: PIT041401 OPM: 0414 PROFESSIONAL Path: ZP Effective:06-Jan-19
 Prev. Yr Rate: 0.1835 Curr. Yr Rate: 0.0018 Loc. Diff: 0.85 Gen. Inc. 1.40 Issued:28-Mar-19

Band:	I	II	III	IV	V
Gs Range:	1-6	7-10	11-12	13-14	15-15
Interval					
01	0 - 0	47,264 - 57,637	63,953 - 79,819	91,150 - 112,874	126,699 - 143,591
02	38,152 - 44,353	57,638 - 68,455	79,820 - 91,719	112,875 - 129,167	143,592 - 156,261
03	44,354 - 50,557	68,456 - 75,667	91,720 - 99,652	129,168 - 140,029	156,262 - 164,707
04	50,558 - 52,074	75,668 - 77,937	99,653 - 102,642	140,030 - 144,230	164,708 - 166,500
05	52,075 - 53,636	77,938 - 80,275	102,643 - 105,721	144,231 - 148,557	166,500 - 166,500

Locality Area: Pittsburgh-New Castle-Weirton, PA-OH-WV



Special Pay Tables

Report Run On: April 10, 2019

Page 232 of 311

PPS: PIT042201 OPM: 0422 PROFESSIONAL Path: ZP Effective:06-Jan-19
 Prev. Yr Rate: 0.1835 Curr. Yr Rate: 0.0018 Loc. Diff: 0.85 Gen. Inc. 1.40 Issued:28-Mar-19

Band:	I	II	III	IV	V
Gs Range:	1-6	7-10	11-12	13-14	15-15
Interval					
01	0 - 0	47,264 - 57,637	63,953 - 79,819	91,150 - 112,874	126,699 - 143,591
02	38,152 - 44,353	57,638 - 68,455	79,820 - 91,719	112,875 - 129,167	143,592 - 156,261
03	44,354 - 50,557	68,456 - 75,667	91,720 - 99,652	129,168 - 140,029	156,262 - 164,707
04	50,558 - 52,074	75,668 - 77,937	99,653 - 102,642	140,030 - 144,230	164,708 - 166,500
05	52,075 - 53,636	77,938 - 80,275	102,643 - 105,721	144,231 - 148,557	166,500 - 166,500

Locality Area: Pittsburgh-New Castle-Weirton, PA-OH-WV



Special Pay Tables

Report Run On: April 10, 2019

Page 233 of 311

PPS: PIT999B01 OPM: 999B PROFESSIONAL Path: ZP Effective:06-Jan-19
 Prev. Yr Rate: 0.1835 Curr. Yr Rate: 0.0018 Loc. Diff: 0.85 Gen. Inc. 1.40 Issued:28-Mar-19

Band:	I	II	III	IV	V
Gs Range:	1-6	7-10	11-12	13-14	15-15
Interval					
01	0 - 0	48,353 - 57,637	63,953 - 79,819	91,150 - 112,874	126,699 - 143,591
02	40,503 - 45,981	57,638 - 68,455	79,820 - 91,719	112,875 - 129,167	143,592 - 156,261
03	45,982 - 52,650	68,456 - 75,667	91,720 - 99,652	129,168 - 140,029	156,262 - 164,707
04	52,651 - 54,230	75,668 - 77,937	99,653 - 102,642	140,030 - 144,230	164,708 - 166,500
05	54,231 - 55,857	77,938 - 80,275	102,643 - 105,721	144,231 - 148,557	166,500 - 166,500

Series: 1550

2210

Locality Area: Pittsburgh-New Castle-Weirton, PA-OH-WV



Special Pay Tables

Report Run On: April 10, 2019

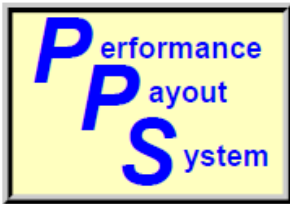
Page 234 of 311

PPS: PITLEO OPM: LEO ADMINISTRATIVE Path: ZA Effective:06-Jan-19
 Prev. Yr Rate: 0.1835 Curr. Yr Rate: 0.0018 Loc. Diff: 0.85 Gen. Inc. 1.40 Issued:28-Mar-19

Band:	I	II	III	IV	V
Gs Range:	1-6	7-10	11-12	13-14	15-15
Interval					
01	22,640 - 37,928	48,975 - 61,699	63,953 - 79,817	91,150 - 112,874	126,699 - 143,591
02	37,929 - 49,394	61,700 - 71,242	79,818 - 91,715	112,875 - 129,167	143,592 - 156,260
03	49,395 - 57,041	71,243 - 77,607	91,716 - 99,652	129,168 - 140,029	156,261 - 164,707
04	57,042 - 58,752	77,608 - 79,935	99,653 - 102,642	140,030 - 144,230	164,708 - 166,500
05	58,753 - 60,515	79,936 - 82,333	102,643 - 105,721	144,231 - 148,557	166,500 - 166,500

Series: 1811

Locality Area: Pittsburgh-New Castle-Weirton, PA-OH-WV



Special Pay Tables

Report Run On: April 10, 2019

Page 235 of 311

PPS: POR041401 OPM: 0414

PROFESSIONAL

Path: ZP

Effective:06-Jan-19

Prev. Yr Rate: 0.2253

Curr. Yr Rate: 0.0023

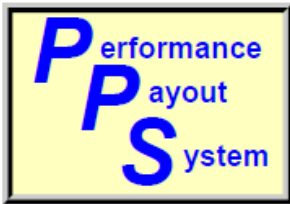
Loc. Diff: 0.82

Gen. Inc. 1.40

Issued:28-Mar-19

Band:	I	II	III	IV	V
Gs Range:	1-6	7-10	11-12	13-14	15-15
Interval					
01	0 - 0	47,264 - 59,708	66,250 - 82,686	94,425 - 116,929	131,250 - 146,917
02	38,152 - 45,947	59,709 - 70,915	82,687 - 95,014	116,930 - 133,807	146,918 - 158,667
03	45,948 - 52,373	70,916 - 78,386	95,015 - 103,232	133,808 - 145,059	158,668 - 166,500
04	52,374 - 53,944	78,387 - 80,738	103,233 - 106,329	145,060 - 149,411	166,500 - 166,500
05	53,945 - 55,562	80,739 - 83,160	106,330 - 109,519	149,412 - 153,893	166,500 - 166,500

Locality Area: Portland-Vancouver-Salem, OR-WA



Special Pay Tables

Report Run On: April 10, 2019

Page 236 of 311

PPS: POR042201 OPM: 0422

PROFESSIONAL

Path: ZP

Effective:06-Jan-19

Prev. Yr Rate: 0.2253

Curr. Yr Rate: 0.0023

Loc. Diff: 0.82

Gen. Inc. 1.40

Issued:28-Mar-19

Band:	I	II	III	IV	V
Gs Range:	1-6	7-10	11-12	13-14	15-15
Interval					
01	0 - 0	47,264 - 59,708	66,250 - 82,686	94,425 - 116,929	131,250 - 146,917
02	38,152 - 45,947	59,709 - 70,915	82,687 - 95,014	116,930 - 133,807	146,918 - 158,667
03	45,948 - 52,373	70,916 - 78,386	95,015 - 103,232	133,808 - 145,059	158,668 - 166,500
04	52,374 - 53,944	78,387 - 80,738	103,233 - 106,329	145,060 - 149,411	166,500 - 166,500
05	53,945 - 55,562	80,739 - 83,160	106,330 - 109,519	149,412 - 153,893	166,500 - 166,500

Locality Area: Portland-Vancouver-Salem, OR-WA



Special Pay Tables

Report Run On: April 10, 2019

Page 237 of 311

PPS: POR999C01 OPM: 999C PROFESSIONAL Path: ZP Effective:06-Jan-19
 Prev. Yr Rate: 0.2253 Curr. Yr Rate: 0.0023 Loc. Diff: 0.82 Gen. Inc. 1.40 Issued:28-Mar-19

Band:	I	II	III	IV	V
Gs Range:	1-6	7-10	11-12	13-14	15-15
Interval					
01	0 - 0	49,081 - 59,708	66,250 - 82,686	94,425 - 116,929	131,250 - 146,917
02	41,090 - 46,755	59,709 - 70,915	82,687 - 95,014	116,930 - 133,807	146,918 - 158,667
03	46,756 - 53,413	70,916 - 78,386	95,015 - 103,232	133,808 - 145,059	158,668 - 166,500
04	53,414 - 55,015	78,387 - 80,738	103,233 - 106,329	145,060 - 149,411	166,500 - 166,500
05	55,016 - 56,665	80,739 - 83,160	106,330 - 109,519	149,412 - 153,893	166,500 - 166,500

Series: 1550 2210

Locality Area: Portland-Vancouver-Salem, OR-WA



Special Pay Tables

Report Run On: April 10, 2019

Page 238 of 311

PPS: PORLEO OPM: LEO ADMINISTRATIVE Path: ZA Effective:06-Jan-19
 Prev. Yr Rate: 0.2253 Curr. Yr Rate: 0.0023 Loc. Diff: 0.82 Gen. Inc. 1.40 Issued:28-Mar-19

Band:	I	II	III	IV	V
Gs Range:	1-6	7-10	11-12	13-14	15-15
Interval					
01	23,454 - 39,290	50,734 - 63,914	66,250 - 82,686	94,425 - 116,929	131,250 - 146,914
02	39,291 - 51,167	63,915 - 73,799	82,687 - 95,013	116,930 - 133,807	146,915 - 158,662
03	51,168 - 59,090	73,800 - 80,395	95,014 - 103,232	133,808 - 145,059	158,663 - 166,500
04	59,091 - 60,863	80,396 - 82,807	103,233 - 106,329	145,060 - 149,411	166,500 - 166,500
05	60,864 - 62,689	82,808 - 85,291	106,330 - 109,519	149,412 - 153,893	166,500 - 166,500

Series: 1811

Locality Area: Portland-Vancouver-Salem, OR-WA



Special Pay Tables

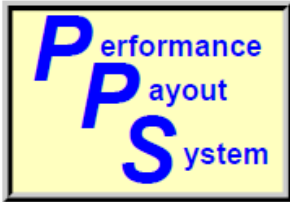
Report Run On: April 10, 2019

Page 239 of 311

PPS: PX041401 OPM: 0414 PROFESSIONAL Path: ZP Effective:06-Jan-19
 Prev. Yr Rate: 0.1909 Curr. Yr Rate: 0.0019 Loc. Diff: 0.84 Gen. Inc. 1.40 Issued:28-Mar-19

Band:	I	II	III	IV	V
Gs Range:	1-6	7-10	11-12	13-14	15-15
Interval					
01	0 - 0	47,264 - 57,996	64,351 - 80,316	91,718 - 113,577	127,488 - 144,485
02	38,152 - 44,630	57,997 - 68,882	80,317 - 92,290	113,578 - 129,971	144,486 - 157,233
03	44,631 - 50,872	68,883 - 76,139	92,291 - 100,273	129,972 - 140,901	157,234 - 165,732
04	50,873 - 52,398	76,140 - 78,423	100,274 - 103,281	140,902 - 145,128	165,733 - 166,500
05	52,399 - 53,970	78,424 - 80,776	103,282 - 106,379	145,129 - 149,482	166,500 - 166,500

Locality Area: Phoenix-Mesa-Scottsdale, AZ



Special Pay Tables

Report Run On: April 10, 2019

Page 240 of 311

PPS: PX042201 OPM: 0422 PROFESSIONAL Path: ZP Effective:06-Jan-19
 Prev. Yr Rate: 0.1909 Curr. Yr Rate: 0.0019 Loc. Diff: 0.84 Gen. Inc. 1.40 Issued:28-Mar-19

Band:	I	II	III	IV	V
Gs Range:	1-6	7-10	11-12	13-14	15-15
Interval					
01	0 - 0	47,264 - 57,996	64,351 - 80,316	91,718 - 113,577	127,488 - 144,485
02	38,152 - 44,630	57,997 - 68,882	80,317 - 92,290	113,578 - 129,971	144,486 - 157,233
03	44,631 - 50,872	68,883 - 76,139	92,291 - 100,273	129,972 - 140,901	157,234 - 165,732
04	50,873 - 52,398	76,140 - 78,423	100,274 - 103,281	140,902 - 145,128	165,733 - 166,500
05	52,399 - 53,970	78,424 - 80,776	103,282 - 106,379	145,129 - 149,482	166,500 - 166,500

Locality Area: Phoenix-Mesa-Scottsdale, AZ



Special Pay Tables

Report Run On: April 10, 2019

Page 241 of 311

PPS: PX999B01 OPM: 999B PROFESSIONAL Path: ZP Effective:06-Jan-19
 Prev. Yr Rate: 0.1909 Curr. Yr Rate: 0.0019 Loc. Diff: 0.84 Gen. Inc. 1.40 Issued:28-Mar-19

Band:	I	II	III	IV	V
Gs Range:	1-6	7-10	11-12	13-14	15-15
Interval					
01	0 - 0	48,353 - 57,996	64,351 - 80,316	91,718 - 113,577	127,488 - 144,485
02	40,503 - 46,012	57,997 - 68,882	80,317 - 92,290	113,578 - 129,971	144,486 - 157,233
03	46,013 - 52,650	68,883 - 76,139	92,291 - 100,273	129,972 - 140,901	157,234 - 165,732
04	52,651 - 54,230	76,140 - 78,423	100,274 - 103,281	140,902 - 145,128	165,733 - 166,500
05	54,231 - 55,857	78,424 - 80,776	103,282 - 106,379	145,129 - 149,482	166,500 - 166,500

Series: 1550 2210

Locality Area: Phoenix-Mesa-Scottsdale, AZ



Special Pay Tables

Report Run On: April 10, 2019

Page 242 of 311

PPS: PXLEO OPM: LEO ADMINISTRATIVE Path: ZA Effective:06-Jan-19
 Prev. Yr Rate: 0.1909 Curr. Yr Rate: 0.0019 Loc. Diff: 0.84 Gen. Inc. 1.40 Issued:28-Mar-19

Band:	I	II	III	IV	V
Gs Range:	1-6	7-10	11-12	13-14	15-15
Interval					
01	22,781 - 38,165	49,280 - 62,084	64,351 - 80,315	91,718 - 113,574	127,488 - 144,484
02	38,166 - 49,703	62,085 - 71,687	80,316 - 92,288	113,575 - 129,966	144,485 - 157,231
03	49,704 - 57,396	71,688 - 78,090	92,289 - 100,273	129,967 - 140,901	157,232 - 165,732
04	57,397 - 59,118	78,091 - 80,433	100,274 - 103,281	140,902 - 145,128	165,733 - 166,500
05	59,119 - 60,892	80,434 - 82,846	103,282 - 106,379	145,129 - 149,482	166,500 - 166,500

Series: 1811

Locality Area: Phoenix-Mesa-Scottsdale, AZ



Special Pay Tables

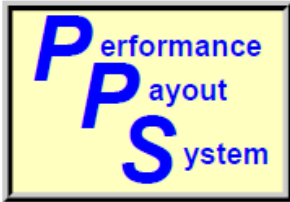
Report Run On: April 10, 2019

Page 243 of 311

PPS: RA041401 OPM: 0414 PROFESSIONAL Path: ZP Effective:06-Jan-19
 Prev. Yr Rate: 0.1952 Curr. Yr Rate: 0.0019 Loc. Diff: 0.84 Gen. Inc. 1.40 Issued:28-Mar-19

Band:	I	II	III	IV	V
Gs Range:	1-6	7-10	11-12	13-14	15-15
Interval					
01	0 - 0	47,264 - 58,185	64,561 - 80,578	92,017 - 113,947	127,903 - 144,956
02	38,152 - 44,775	58,186 - 69,106	80,579 - 92,591	113,948 - 130,395	144,957 - 157,746
03	44,776 - 51,038	69,107 - 76,387	92,592 - 100,600	130,396 - 141,360	157,747 - 166,273
04	51,039 - 52,569	76,388 - 78,679	100,601 - 103,618	141,361 - 145,601	166,274 - 166,500
05	52,570 - 54,146	78,680 - 81,039	103,619 - 106,727	145,602 - 149,969	166,500 - 166,500

Locality Area: Raleigh-Durham-Chapel Hill, NC



Special Pay Tables

Report Run On: April 10, 2019

Page 244 of 311

PPS: RA042201 OPM: 0422 PROFESSIONAL Path: ZP Effective:06-Jan-19
 Prev. Yr Rate: 0.1952 Curr. Yr Rate: 0.0019 Loc. Diff: 0.84 Gen. Inc. 1.40 Issued:28-Mar-19

Band:	I	II	III	IV	V
Gs Range:	1-6	7-10	11-12	13-14	15-15
Interval					
01	0 - 0	47,264 - 58,185	64,561 - 80,578	92,017 - 113,947	127,903 - 144,956
02	38,152 - 44,775	58,186 - 69,106	80,579 - 92,591	113,948 - 130,395	144,957 - 157,746
03	44,776 - 51,038	69,107 - 76,387	92,592 - 100,600	130,396 - 141,360	157,747 - 166,273
04	51,039 - 52,569	76,388 - 78,679	100,601 - 103,618	141,361 - 145,601	166,274 - 166,500
05	52,570 - 54,146	78,680 - 81,039	103,619 - 106,727	145,602 - 149,969	166,500 - 166,500

Locality Area: Raleigh-Durham-Chapel Hill, NC



Special Pay Tables

Report Run On: April 10, 2019

Page 245 of 311

PPS: RA999B01 OPM: 999B PROFESSIONAL Path: ZP Effective:06-Jan-19
 Prev. Yr Rate: 0.1952 Curr. Yr Rate: 0.0019 Loc. Diff: 0.84 Gen. Inc. 1.40 Issued:28-Mar-19

Band:	I	II	III	IV	V
Gs Range:	1-6	7-10	11-12	13-14	15-15
Interval					
01	0 - 0	48,353 - 58,185	64,561 - 80,578	92,017 - 113,947	127,903 - 144,956
02	40,503 - 46,029	58,186 - 69,106	80,579 - 92,591	113,948 - 130,395	144,957 - 157,746
03	46,030 - 52,650	69,107 - 76,387	92,592 - 100,600	130,396 - 141,360	157,747 - 166,273
04	52,651 - 54,230	76,388 - 78,679	100,601 - 103,618	141,361 - 145,601	166,274 - 166,500
05	54,231 - 55,857	78,680 - 81,039	103,619 - 106,727	145,602 - 149,969	166,500 - 166,500

Series: 1550

2210

Locality Area: Raleigh-Durham-Chapel Hill, NC



Special Pay Tables

Report Run On: April 10, 2019

Page 246 of 311

PPS: RALEO OPM: LEO ADMINISTRATIVE Path: ZA Effective:06-Jan-19
 Prev. Yr Rate: 0.1952 Curr. Yr Rate: 0.0019 Loc. Diff: 0.84 Gen. Inc. 1.40 Issued:28-Mar-19

Band:	I	II	III	IV	V
Gs Range:	1-6	7-10	11-12	13-14	15-15
Interval					
01	22,856 - 38,288	49,441 - 62,285	64,561 - 80,577	92,017 - 113,945	127,903 - 144,955
02	38,289 - 49,862	62,286 - 71,918	80,578 - 92,589	113,946 - 130,391	144,956 - 157,744
03	49,863 - 57,583	71,919 - 78,345	92,590 - 100,600	130,392 - 141,360	157,745 - 166,273
04	57,584 - 59,310	78,346 - 80,695	100,601 - 103,618	141,361 - 145,601	166,274 - 166,500
05	59,311 - 61,089	80,696 - 83,116	103,619 - 106,727	145,602 - 149,969	166,500 - 166,500

Series: 1811

Locality Area: Raleigh-Durham-Chapel Hill, NC



Special Pay Tables

Report Run On: April 10, 2019

Page 247 of 311

PPS: RCH030501 OPM: 0305 PROFESSIONAL Path: ZP Effective:06-Jan-19
 Prev. Yr Rate: 0.1879 Curr. Yr Rate: 0.0019 Loc. Diff: 0.84 Gen. Inc. 1.40 Issued:28-Mar-19

Band:	I	II	III	IV	V
Gs Range:	1-6	7-10	11-12	13-14	15-15
Interval					
01	34,240 - 35,201	43,402 - 57,890	64,232 - 80,168	91,549 - 113,368	127,253 - 144,219
02	35,202 - 44,547	57,891 - 68,755	80,169 - 92,120	113,369 - 129,732	144,220 - 156,944
03	44,548 - 50,778	68,756 - 75,999	92,121 - 100,088	129,733 - 140,642	156,945 - 165,427
04	50,779 - 52,301	76,000 - 78,279	100,089 - 103,091	140,643 - 144,861	165,428 - 166,500
05	52,302 - 53,870	78,280 - 80,627	103,092 - 106,184	144,862 - 149,207	166,500 - 166,500

Locality Area: Richmond, VA



Special Pay Tables

Report Run On: April 10, 2019

Page 248 of 311

PPS: RCH041401 OPM: 0414 PROFESSIONAL Path: ZP Effective:06-Jan-19
 Prev. Yr Rate: 0.1879 Curr. Yr Rate: 0.0019 Loc. Diff: 0.84 Gen. Inc. 1.40 Issued:28-Mar-19

Band:	I	II	III	IV	V
Gs Range:	1-6	7-10	11-12	13-14	15-15
Interval					
01	0 - 0	47,264 - 57,890	64,232 - 80,168	91,549 - 113,368	127,253 - 144,219
02	38,152 - 44,547	57,891 - 68,755	80,169 - 92,120	113,369 - 129,732	144,220 - 156,944
03	44,548 - 50,778	68,756 - 75,999	92,121 - 100,088	129,733 - 140,642	156,945 - 165,427
04	50,779 - 52,301	76,000 - 78,279	100,089 - 103,091	140,643 - 144,861	165,428 - 166,500
05	52,302 - 53,870	78,280 - 80,627	103,092 - 106,184	144,862 - 149,207	166,500 - 166,500

Locality Area: Richmond, VA



Special Pay Tables

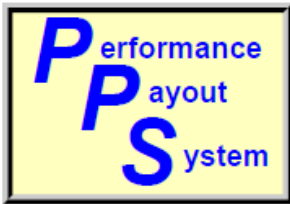
Report Run On: April 10, 2019

Page 249 of 311

PPS: RCH042201 OPM: 0422 PROFESSIONAL Path: ZP Effective:06-Jan-19
 Prev. Yr Rate: 0.1879 Curr. Yr Rate: 0.0019 Loc. Diff: 0.84 Gen. Inc. 1.40 Issued:28-Mar-19

Band:	I	II	III	IV	V
Gs Range:	1-6	7-10	11-12	13-14	15-15
Interval					
01	0 - 0	47,264 - 57,890	64,232 - 80,168	91,549 - 113,368	127,253 - 144,219
02	38,152 - 44,547	57,891 - 68,755	80,169 - 92,120	113,369 - 129,732	144,220 - 156,944
03	44,548 - 50,778	68,756 - 75,999	92,121 - 100,088	129,733 - 140,642	156,945 - 165,427
04	50,779 - 52,301	76,000 - 78,279	100,089 - 103,091	140,643 - 144,861	165,428 - 166,500
05	52,302 - 53,870	78,280 - 80,627	103,092 - 106,184	144,862 - 149,207	166,500 - 166,500

Locality Area: Richmond, VA



Special Pay Tables

Report Run On: April 10, 2019

Page 250 of 311

PPS: RCH999B01 OPM: 999B PROFESSIONAL Path: ZP Effective:06-Jan-19
 Prev. Yr Rate: 0.1879 Curr. Yr Rate: 0.0019 Loc. Diff: 0.84 Gen. Inc. 1.40 Issued:28-Mar-19

Band:	I	II	III	IV	V
Gs Range:	1-6	7-10	11-12	13-14	15-15
Interval					
01	0 - 0	48,353 - 57,890	64,232 - 80,168	91,549 - 113,368	127,253 - 144,219
02	40,503 - 46,003	57,891 - 68,755	80,169 - 92,120	113,369 - 129,732	144,220 - 156,944
03	46,004 - 52,650	68,756 - 75,999	92,121 - 100,088	129,733 - 140,642	156,945 - 165,427
04	52,651 - 54,230	76,000 - 78,279	100,089 - 103,091	140,643 - 144,861	165,428 - 166,500
05	54,231 - 55,857	78,280 - 80,627	103,092 - 106,184	144,862 - 149,207	166,500 - 166,500

Series: 1550 2210

Locality Area: Richmond, VA



Special Pay Tables

Report Run On: April 10, 2019

Page 251 of 311

PPS: RCHLEO OPM: LEO ADMINISTRATIVE Path: ZA Effective:06-Jan-19
 Prev. Yr Rate: 0.1879 Curr. Yr Rate: 0.0019 Loc. Diff: 0.84 Gen. Inc. 1.40 Issued:28-Mar-19

Band:	I	II	III	IV	V
Gs Range:	1-6	7-10	11-12	13-14	15-15
Interval					
01	22,740 - 38,092	49,189 - 61,969	64,232 - 80,168	91,549 - 113,365	127,253 - 144,217
02	38,093 - 49,606	61,970 - 71,554	80,169 - 92,120	113,366 - 129,727	144,218 - 156,940
03	49,607 - 57,290	71,555 - 77,947	92,121 - 100,088	129,728 - 140,642	156,941 - 165,427
04	57,291 - 59,009	77,948 - 80,285	100,089 - 103,091	140,643 - 144,861	165,428 - 166,500
05	59,010 - 60,779	80,286 - 82,694	103,092 - 106,184	144,862 - 149,207	166,500 - 166,500

Series: 1811

Locality Area: Richmond, VA



Special Pay Tables

Report Run On: April 10, 2019

Page 252 of 311

PPS: RUS030501 OPM: 0305 PROFESSIONAL Path: ZP Effective:06-Jan-19
 Prev. Yr Rate: 0.1537 Curr. Yr Rate: 0.0015 Loc. Diff: 0.87 Gen. Inc. 1.40 Issued:28-Mar-19

Band:	I	II	III	IV	V
Gs Range:	1-6	7-10	11-12	13-14	15-15
Interval					
01	0 - 0	42,053 - 56,090	62,236 - 77,677	88,704 - 109,845	123,298 - 139,737
02	34,240 - 43,163	56,091 - 66,618	77,678 - 89,258	109,846 - 125,701	139,738 - 152,066
03	43,164 - 49,200	66,619 - 73,637	89,259 - 96,978	125,702 - 136,271	152,067 - 160,286
04	49,201 - 50,676	73,638 - 75,846	96,979 - 99,887	136,272 - 140,359	160,287 - 165,095
05	50,677 - 52,196	75,847 - 78,121	99,888 - 102,884	140,360 - 144,570	165,096 - 166,500

Locality Area: REST of US



Special Pay Tables

Report Run On: April 10, 2019

Page 253 of 311

PPS: RUS041401 OPM: 0414 PROFESSIONAL Path: ZP Effective:06-Jan-19
 Prev. Yr Rate: 0.1537 Curr. Yr Rate: 0.0015 Loc. Diff: 0.87 Gen. Inc. 1.40 Issued:28-Mar-19

Band:	I	II	III	IV	V
Gs Range:	1-6	7-10	11-12	13-14	15-15
Interval					
01	0 - 0	47,264 - 56,090	62,236 - 77,677	88,704 - 109,845	123,298 - 139,737
02	38,152 - 43,163	56,091 - 66,618	77,678 - 89,258	109,846 - 125,701	139,738 - 152,066
03	43,164 - 49,200	66,619 - 73,637	89,259 - 96,978	125,702 - 136,271	152,067 - 160,286
04	49,201 - 50,676	73,638 - 75,846	96,979 - 99,887	136,272 - 140,359	160,287 - 165,095
05	50,677 - 52,196	75,847 - 78,121	99,888 - 102,884	140,360 - 144,570	165,096 - 166,500

Locality Area: REST of US



Special Pay Tables

Report Run On: April 10, 2019

Page 254 of 311

PPS: RUS042201 OPM: 0422 PROFESSIONAL Path: ZP Effective:06-Jan-19
 Prev. Yr Rate: 0.1537 Curr. Yr Rate: 0.0015 Loc. Diff: 0.87 Gen. Inc. 1.40 Issued:28-Mar-19

Band:	I	II	III	IV	V
Gs Range:	1-6	7-10	11-12	13-14	15-15
Interval					
01	0 - 0	47,264 - 56,090	62,775 - 77,677	88,704 - 109,845	123,298 - 139,737
02	38,152 - 43,163	56,091 - 66,618	77,678 - 89,258	109,846 - 125,701	139,738 - 152,066
03	43,164 - 49,200	66,619 - 73,637	89,259 - 96,978	125,702 - 136,271	152,067 - 160,286
04	49,201 - 50,676	73,638 - 75,846	96,979 - 99,887	136,272 - 140,359	160,287 - 165,095
05	50,677 - 52,196	75,847 - 78,121	99,888 - 102,884	140,360 - 144,570	165,096 - 166,500

Locality Area: REST of US



Special Pay Tables

Report Run On: April 10, 2019

Page 255 of 311

PPS: RUS305G01 OPM: 305G PROFESSIONAL Path: ZP Effective:06-Jan-19
 Prev. Yr Rate: 0.1537 Curr. Yr Rate: 0.0015 Loc. Diff: 0.87 Gen. Inc. 1.40 Issued:28-Mar-19

Band:	I	II	III	IV	V
Gs Range:	1-6	7-10	11-12	13-14	15-15
Interval					
01	0 - 0	46,901 - 58,266	65,824 - 78,632	88,704 - 109,845	123,298 - 139,737
02	38,839 - 43,163	58,267 - 70,426	78,633 - 90,930	109,846 - 125,701	139,738 - 152,066
03	43,164 - 49,200	70,427 - 78,533	90,931 - 99,128	125,702 - 136,271	152,067 - 160,286
04	49,201 - 50,676	78,534 - 80,889	99,129 - 102,102	136,272 - 140,359	160,287 - 165,095
05	50,677 - 52,196	80,890 - 83,316	102,103 - 105,165	140,360 - 144,570	165,096 - 166,500

Locality Area: REST of US



Special Pay Tables

Report Run On: April 10, 2019

Page 256 of 311

PPS: RUS305P01 OPM: 305P PROFESSIONAL Path: ZP Effective:06-Jan-19
 Prev. Yr Rate: 0.1537 Curr. Yr Rate: 0.0015 Loc. Diff: 0.87 Gen. Inc. 1.40 Issued:28-Mar-19

Band:	I	II	III	IV	V
Gs Range:	1-6	7-10	11-12	13-14	15-15
Interval					
01	0 - 0	46,901 - 58,266	65,824 - 78,632	88,704 - 109,845	123,298 - 139,737
02	38,839 - 43,163	58,267 - 70,426	78,633 - 90,930	109,846 - 125,701	139,738 - 152,066
03	43,164 - 49,200	70,427 - 78,533	90,931 - 99,128	125,702 - 136,271	152,067 - 160,286
04	49,201 - 50,676	78,534 - 80,889	99,129 - 102,102	136,272 - 140,359	160,287 - 165,095
05	50,677 - 52,196	80,890 - 83,316	102,103 - 105,165	140,360 - 144,570	165,096 - 166,500

Locality Area: REST of US



Special Pay Tables

Report Run On: April 10, 2019

Page 257 of 311

PPS: RUS414G01 OPM: 414G PROFESSIONAL Path: ZP Effective:06-Jan-19
 Prev. Yr Rate: 0.1537 Curr. Yr Rate: 0.0015 Loc. Diff: 0.87 Gen. Inc. 1.40 Issued:28-Mar-19

Band:	I	II	III	IV	V
Gs Range:	1-6	7-10	11-12	13-14	15-15
Interval					
01	0 - 0	52,961 - 59,010	69,412 - 78,632	88,704 - 109,845	123,298 - 139,737
02	42,751 - 46,066	59,011 - 71,728	78,633 - 90,930	109,846 - 125,701	139,738 - 152,066
03	46,067 - 52,932	71,729 - 80,206	90,931 - 99,128	125,702 - 136,271	152,067 - 160,286
04	52,933 - 54,520	80,207 - 82,612	99,129 - 102,102	136,272 - 140,359	160,287 - 165,095
05	54,521 - 56,156	82,613 - 85,090	102,103 - 105,165	140,360 - 144,570	165,096 - 166,500

Locality Area: REST of US



Special Pay Tables

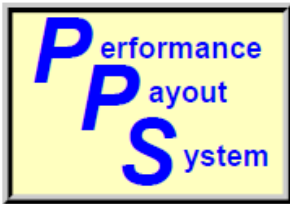
Report Run On: April 10, 2019

Page 258 of 311

PPS: RUS414N01 OPM: 414N PROFESSIONAL Path: ZP Effective:06-Jan-19
 Prev. Yr Rate: 0.1537 Curr. Yr Rate: 0.0015 Loc. Diff: 0.87 Gen. Inc. 1.40 Issued:28-Mar-19

Band:	I	II	III	IV	V
Gs Range:	1-6	7-10	11-12	13-14	15-15
Interval					
01	0 - 0	52,961 - 59,010	69,412 - 78,632	88,704 - 109,845	123,298 - 139,737
02	42,751 - 46,066	59,011 - 71,728	78,633 - 90,930	109,846 - 125,701	139,738 - 152,066
03	46,067 - 52,932	71,729 - 80,206	90,931 - 99,128	125,702 - 136,271	152,067 - 160,286
04	52,933 - 54,520	80,207 - 82,612	99,129 - 102,102	136,272 - 140,359	160,287 - 165,095
05	54,521 - 56,156	82,613 - 85,090	102,103 - 105,165	140,360 - 144,570	165,096 - 166,500

Locality Area: REST of US



Special Pay Tables

Report Run On: April 10, 2019

Page 259 of 311

PPS: RUS414P01 OPM: 414P PROFESSIONAL Path: ZP Effective:06-Jan-19
 Prev. Yr Rate: 0.1537 Curr. Yr Rate: 0.0015 Loc. Diff: 0.87 Gen. Inc. 1.40 Issued:28-Mar-19

Band:	I	II	III	IV	V
Gs Range:	1-6	7-10	11-12	13-14	15-15
Interval					
01	0 - 0	52,961 - 59,010	69,412 - 78,632	88,704 - 109,845	123,298 - 139,737
02	42,751 - 46,066	59,011 - 71,728	78,633 - 90,930	109,846 - 125,701	139,738 - 152,066
03	46,067 - 52,932	71,729 - 80,206	90,931 - 99,128	125,702 - 136,271	152,067 - 160,286
04	52,933 - 54,520	80,207 - 82,612	99,129 - 102,102	136,272 - 140,359	160,287 - 165,095
05	54,521 - 56,156	82,613 - 85,090	102,103 - 105,165	140,360 - 144,570	165,096 - 166,500

Locality Area: REST of US



Special Pay Tables

Report Run On: April 10, 2019

Page 260 of 311

PPS: RUS422G01 OPM: 422G PROFESSIONAL Path: ZP Effective:06-Jan-19
 Prev. Yr Rate: 0.1537 Curr. Yr Rate: 0.0015 Loc. Diff: 0.87 Gen. Inc. 1.40 Issued:28-Mar-19

Band:	I	II	III	IV	V
Gs Range:	1-6	7-10	11-12	13-14	15-15
Interval					
01	0 - 0	52,961 - 59,010	71,206 - 80,544	88,704 - 109,845	123,298 - 139,737
02	42,751 - 46,066	59,011 - 71,728	80,545 - 94,274	109,846 - 125,701	139,738 - 152,066
03	46,067 - 52,932	71,729 - 80,206	94,275 - 103,428	125,702 - 136,271	152,067 - 160,286
04	52,933 - 54,520	80,207 - 82,612	103,429 - 106,531	136,272 - 140,359	160,287 - 165,095
05	54,521 - 56,156	82,613 - 85,090	106,532 - 109,727	140,360 - 144,570	165,096 - 166,500

Locality Area: REST of US



Special Pay Tables

Report Run On: April 10, 2019

Page 261 of 311

PPS: RUS422P01 OPM: 422P PROFESSIONAL Path: ZP Effective:06-Jan-19
 Prev. Yr Rate: 0.1537 Curr. Yr Rate: 0.0015 Loc. Diff: 0.87 Gen. Inc. 1.40 Issued:28-Mar-19

Band:	I	II	III	IV	V
Gs Range:	1-6	7-10	11-12	13-14	15-15
Interval					
01	0 - 0	52,961 - 59,010	71,206 - 80,544	88,704 - 109,845	123,298 - 139,737
02	42,751 - 46,066	59,011 - 71,728	80,545 - 94,274	109,846 - 125,701	139,738 - 152,066
03	46,067 - 52,932	71,729 - 80,206	94,275 - 103,428	125,702 - 136,271	152,067 - 160,286
04	52,933 - 54,520	80,207 - 82,612	103,429 - 106,531	136,272 - 140,359	160,287 - 165,095
05	54,521 - 56,156	82,613 - 85,090	106,532 - 109,727	140,360 - 144,570	165,096 - 166,500

Locality Area: REST of US



Special Pay Tables

Report Run On: April 10, 2019

Page 262 of 311

PPS: RUS422S01 OPM: 422S PROFESSIONAL Path: ZP Effective:06-Jan-19
 Prev. Yr Rate: 0.1537 Curr. Yr Rate: 0.0015 Loc. Diff: 0.87 Gen. Inc. 1.40 Issued:28-Mar-19

Band:	I	II	III	IV	V
Gs Range:	1-6	7-10	11-12	13-14	15-15
Interval					
01	0 - 0	52,961 - 59,010	71,206 - 80,544	88,704 - 109,845	123,298 - 139,737
02	42,751 - 46,066	59,011 - 71,728	80,545 - 94,274	109,846 - 125,701	139,738 - 152,066
03	46,067 - 52,932	71,729 - 80,206	94,275 - 103,428	125,702 - 136,271	152,067 - 160,286
04	52,933 - 54,520	80,207 - 82,612	103,429 - 106,531	136,272 - 140,359	160,287 - 165,095
05	54,521 - 56,156	82,613 - 85,090	106,532 - 109,727	140,360 - 144,570	165,096 - 166,500

Locality Area: REST of US



Special Pay Tables

Report Run On: April 10, 2019

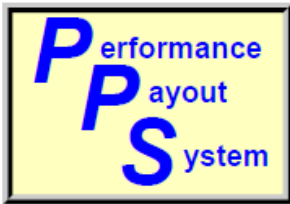
Page 263 of 311

PPS: RUS999B01 OPM: 999B PROFESSIONAL Path: ZP Effective:06-Jan-19
 Prev. Yr Rate: 0.1537 Curr. Yr Rate: 0.0015 Loc. Diff: 0.87 Gen. Inc. 1.40 Issued:28-Mar-19

Band:	I	II	III	IV	V
Gs Range:	1-6	7-10	11-12	13-14	15-15
Interval					
01	0 - 0	48,353 - 56,764	63,490 - 77,677	88,704 - 109,845	123,298 - 139,737
02	40,503 - 45,846	56,765 - 67,797	77,678 - 89,258	109,846 - 125,701	139,738 - 152,066
03	45,847 - 52,650	67,798 - 75,152	89,259 - 96,978	125,702 - 136,271	152,067 - 160,286
04	52,651 - 54,230	75,153 - 77,407	96,979 - 99,887	136,272 - 140,359	160,287 - 165,095
05	54,231 - 55,857	77,408 - 79,729	99,888 - 102,884	140,360 - 144,570	165,096 - 166,500

Series: 1550 2210

Locality Area: REST of US



Special Pay Tables

Report Run On: April 10, 2019

Page 264 of 311

PPS: RUS99AG01 OPM: 99AG PROFESSIONAL Path: ZP Effective:06-Jan-19
 Prev. Yr Rate: 0.1537 Curr. Yr Rate: 0.0015 Loc. Diff: 0.87 Gen. Inc. 1.40 Issued:28-Mar-19

Band:	I	II	III	IV	V
Gs Range:	1-6	7-10	11-12	13-14	15-15
Interval					
01	0 - 0	52,960 - 60,790	71,383 - 81,403	88,704 - 109,845	123,298 - 139,737
02	42,754 - 48,122	60,791 - 74,843	81,404 - 95,778	109,846 - 125,701	139,738 - 152,066
03	48,123 - 55,576	74,844 - 84,211	95,779 - 105,362	125,702 - 136,271	152,067 - 160,286
04	55,577 - 57,243	84,212 - 86,737	105,363 - 108,523	136,272 - 140,359	160,287 - 165,095
05	57,244 - 58,960	86,738 - 89,339	108,524 - 111,779	140,360 - 144,570	165,096 - 166,500

Series: 1550

2210

Locality Area: REST of US



Special Pay Tables

Report Run On: April 10, 2019

Page 265 of 311

PPS: RUS99AP01 OPM: 99AP PROFESSIONAL Path: ZP Effective:06-Jan-19
 Prev. Yr Rate: 0.1537 Curr. Yr Rate: 0.0015 Loc. Diff: 0.87 Gen. Inc. 1.40 Issued:28-Mar-19

Band:	I	II	III	IV	V
Gs Range:	1-6	7-10	11-12	13-14	15-15
Interval					
01	0 - 0	52,960 - 60,790	71,383 - 81,403	88,704 - 109,845	123,298 - 139,737
02	42,754 - 48,122	60,791 - 74,843	81,404 - 95,778	109,846 - 125,701	139,738 - 152,066
03	48,123 - 55,576	74,844 - 84,211	95,779 - 105,362	125,702 - 136,271	152,067 - 160,286
04	55,577 - 57,243	84,212 - 86,737	105,363 - 108,523	136,272 - 140,359	160,287 - 165,095
05	57,244 - 58,960	86,738 - 89,339	108,524 - 111,779	140,360 - 144,570	165,096 - 166,500

Series: 1550

2210

Locality Area: REST of US



Special Pay Tables

Report Run On: April 10, 2019

Page 266 of 311

PPS: RUS99AV01 OPM: 99AV PROFESSIONAL Path: ZP Effective:06-Jan-19
 Prev. Yr Rate: 0.1537 Curr. Yr Rate: 0.0015 Loc. Diff: 0.87 Gen. Inc. 1.40 Issued:28-Mar-19

Band:	I	II	III	IV	V
Gs Range:	1-6	7-10	11-12	13-14	15-15
Interval					
01	0 - 0	52,960 - 60,790	71,383 - 81,403	88,704 - 109,845	123,298 - 139,737
02	42,754 - 48,122	60,791 - 74,843	81,404 - 95,778	109,846 - 125,701	139,738 - 152,066
03	48,123 - 55,576	74,844 - 84,211	95,779 - 105,362	125,702 - 136,271	152,067 - 160,286
04	55,577 - 57,243	84,212 - 86,737	105,363 - 108,523	136,272 - 140,359	160,287 - 165,095
05	57,244 - 58,960	86,738 - 89,339	108,524 - 111,779	140,360 - 144,570	165,096 - 166,500

Series: 1550

Locality Area: REST of US



Special Pay Tables

Report Run On: April 10, 2019

Page 267 of 311

PPS: RUSLEO OPM: LEO ADMINISTRATIVE Path: ZA Effective:06-Jan-19
 Prev. Yr Rate: 0.1537 Curr. Yr Rate: 0.0015 Loc. Diff: 0.87 Gen. Inc. 1.40 Issued:28-Mar-19

Band:	I	II	III	IV	V
Gs Range:	1-6	7-10	11-12	13-14	15-15
Interval					
01	22,033 - 36,909	47,661 - 60,041	62,236 - 77,676	88,704 - 109,844	123,298 - 139,734
02	36,910 - 48,066	60,042 - 69,326	77,677 - 89,256	109,845 - 125,699	139,735 - 152,061
03	48,067 - 55,510	69,327 - 75,524	89,257 - 96,978	125,700 - 136,271	152,062 - 160,286
04	55,511 - 57,175	75,525 - 77,790	96,979 - 99,887	136,272 - 140,359	160,287 - 165,095
05	57,176 - 58,890	77,791 - 80,124	99,888 - 102,884	140,360 - 144,570	165,096 - 166,500

Series: 1811

Locality Area: REST of US



Special Pay Tables

Report Run On: April 10, 2019

Page 268 of 311

PPS: SAC041401 OPM: 0414 PROFESSIONAL Path: ZP Effective:06-Jan-19
 Prev. Yr Rate: 0.2486 Curr. Yr Rate: 0.0025 Loc. Diff: 0.80 Gen. Inc. 1.40 Issued:28-Mar-19

Band:	I	II	III	IV	V
Gs Range:	1-6	7-10	11-12	13-14	15-15
Interval					
01	0 - 0	47,264 - 60,901	67,574 - 84,339	96,311 - 119,265	133,873 - 148,374
02	38,152 - 46,865	60,902 - 72,332	84,340 - 96,913	119,266 - 136,481	148,375 - 159,250
03	46,866 - 53,420	72,333 - 79,952	96,914 - 105,295	136,482 - 147,958	159,251 - 166,500
04	53,421 - 55,023	79,953 - 82,351	105,296 - 108,454	147,959 - 152,397	166,500 - 166,500
05	55,024 - 56,674	82,352 - 84,822	108,455 - 111,708	152,398 - 156,969	166,500 - 166,500

Locality Area: Sacramento-Roseville, CA-NV



Special Pay Tables

Report Run On: April 10, 2019

Page 269 of 311

PPS: SAC042201 OPM: 0422 PROFESSIONAL Path: ZP Effective:06-Jan-19
 Prev. Yr Rate: 0.2486 Curr. Yr Rate: 0.0025 Loc. Diff: 0.80 Gen. Inc. 1.40 Issued:28-Mar-19

Band:	I	II	III	IV	V
Gs Range:	1-6	7-10	11-12	13-14	15-15
Interval					
01	0 - 0	47,264 - 60,901	67,574 - 84,339	96,311 - 119,265	133,873 - 148,374
02	38,152 - 46,865	60,902 - 72,332	84,340 - 96,913	119,266 - 136,481	148,375 - 159,250
03	46,866 - 53,420	72,333 - 79,952	96,914 - 105,295	136,482 - 147,958	159,251 - 166,500
04	53,421 - 55,023	79,953 - 82,351	105,296 - 108,454	147,959 - 152,397	166,500 - 166,500
05	55,024 - 56,674	82,352 - 84,822	108,455 - 111,708	152,398 - 156,969	166,500 - 166,500

Locality Area: Sacramento-Roseville, CA-NV



Special Pay Tables

Report Run On: April 10, 2019

Page 270 of 311

PPS: SAC999C01 OPM: 999C PROFESSIONAL Path: ZP Effective:06-Jan-19
 Prev. Yr Rate: 0.2486 Curr. Yr Rate: 0.0025 Loc. Diff: 0.80 Gen. Inc. 1.40 Issued:28-Mar-19

Band:	I	II	III	IV	V
Gs Range:	1-6	7-10	11-12	13-14	15-15
Interval					
01	0 - 0	49,081 - 60,901	67,574 - 84,339	96,311 - 119,265	133,873 - 148,374
02	41,090 - 46,865	60,902 - 72,332	84,340 - 96,913	119,266 - 136,481	148,375 - 159,250
03	46,866 - 53,420	72,333 - 79,952	96,914 - 105,295	136,482 - 147,958	159,251 - 166,500
04	53,421 - 55,023	79,953 - 82,351	105,296 - 108,454	147,959 - 152,397	166,500 - 166,500
05	55,024 - 56,674	82,352 - 84,822	108,455 - 111,708	152,398 - 156,969	166,500 - 166,500

Series: 1550

2210

Locality Area: Sacramento-Roseville, CA-NV



Special Pay Tables

Report Run On: April 10, 2019

Page 271 of 311

PPS: SACLEO OPM: LEO ADMINISTRATIVE Path: ZA Effective:06-Jan-19
 Prev. Yr Rate: 0.2486 Curr. Yr Rate: 0.0025 Loc. Diff: 0.80 Gen. Inc. 1.40 Issued:28-Mar-19

Band:	I	II	III	IV	V
Gs Range:	1-6	7-10	11-12	13-14	15-15
Interval					
01	23,922 - 40,074	51,748 - 65,192	67,574 - 84,338	96,311 - 119,263	133,873 - 148,373
02	40,075 - 52,188	65,193 - 75,275	84,339 - 96,911	119,264 - 136,477	148,374 - 159,248
03	52,189 - 60,271	75,276 - 82,001	96,912 - 105,295	136,478 - 147,958	159,249 - 166,500
04	60,272 - 62,079	82,002 - 84,461	105,296 - 108,454	147,959 - 152,397	166,500 - 166,500
05	62,080 - 63,941	84,462 - 86,995	108,455 - 111,708	152,398 - 156,969	166,500 - 166,500

Series: 1811

Locality Area: Sacramento-Roseville, CA-NV



Special Pay Tables

Report Run On: April 10, 2019

Page 272 of 311

PPS: SD041401 OPM: 0414 PROFESSIONAL Path: ZP Effective:06-Jan-19
 Prev. Yr Rate: 0.2788 Curr. Yr Rate: 0.0028 Loc. Diff: 0.78 Gen. Inc. 1.40 Issued:28-Mar-19

Band:	I	II	III	IV	V
Gs Range:	1-6	7-10	11-12	13-14	15-15
Interval					
01	0 - 0	47,264 - 62,457	69,301 - 86,494	98,773 - 122,313	137,294 - 150,274
02	38,152 - 48,063	62,458 - 74,180	86,495 - 99,389	122,314 - 139,969	150,275 - 160,010
03	48,064 - 54,785	74,181 - 81,995	99,390 - 107,986	139,970 - 151,739	160,011 - 166,500
04	54,786 - 56,429	81,996 - 84,455	107,987 - 111,226	151,740 - 156,291	166,500 - 166,500
05	56,430 - 58,122	84,456 - 86,989	111,227 - 114,563	156,292 - 160,980	166,500 - 166,500

Locality Area: San Diego-Carlsbad, CA



Special Pay Tables

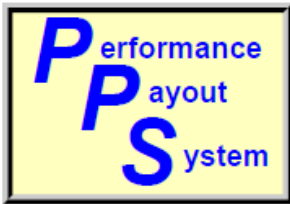
Report Run On: April 10, 2019

Page 273 of 311

PPS: SD042201 OPM: 0422 PROFESSIONAL Path: ZP Effective:06-Jan-19
 Prev. Yr Rate: 0.2788 Curr. Yr Rate: 0.0028 Loc. Diff: 0.78 Gen. Inc. 1.40 Issued:28-Mar-19

Band:	I	II	III	IV	V
Gs Range:	1-6	7-10	11-12	13-14	15-15
Interval					
01	0 - 0	47,264 - 62,457	69,301 - 86,494	98,773 - 122,313	137,294 - 150,274
02	38,152 - 48,063	62,458 - 74,180	86,495 - 99,389	122,314 - 139,969	150,275 - 160,010
03	48,064 - 54,785	74,181 - 81,995	99,390 - 107,986	139,970 - 151,739	160,011 - 166,500
04	54,786 - 56,429	81,996 - 84,455	107,987 - 111,226	151,740 - 156,291	166,500 - 166,500
05	56,430 - 58,122	84,456 - 86,989	111,227 - 114,563	156,292 - 160,980	166,500 - 166,500

Locality Area: San Diego-Carlsbad, CA



Special Pay Tables

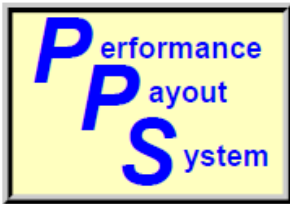
Report Run On: April 10, 2019

Page 274 of 311

PPS: SD983C03 OPM: 983C CLERICAL AND SUPPORT Path: ZS Effective:06-Jan-19
 Prev. Yr Rate: 0.2788 Curr. Yr Rate: 0.0028 Loc. Diff: 0.78 Gen. Inc. 1.40 Issued:28-Mar-19

Band:	I	II	III	IV	V
Gs Range:	1-2	3-4	5-6	7-8	9-10
Interval					
01	24,534 - 29,058	35,939 - 37,484	40,210 - 46,901	49,808 - 56,722	57,279 - 68,264
02	29,059 - 32,452	37,485 - 43,023	46,902 - 53,724	56,723 - 64,143	68,265 - 76,503
03	32,453 - 34,714	43,024 - 46,716	53,725 - 58,273	64,144 - 69,090	76,504 - 81,995
04	34,715 - 35,755	46,717 - 48,117	58,274 - 60,021	69,091 - 71,163	81,996 - 84,455
05	35,756 - 36,828	48,118 - 49,561	60,022 - 61,822	71,164 - 73,298	84,456 - 86,989

Locality Area: San Diego-Carlsbad, CA



Special Pay Tables

Report Run On: April 10, 2019

Page 275 of 311

PPS: SD999C01 OPM: 999C PROFESSIONAL Path: ZP Effective:06-Jan-19
 Prev. Yr Rate: 0.2788 Curr. Yr Rate: 0.0028 Loc. Diff: 0.78 Gen. Inc. 1.40 Issued:28-Mar-19

Band:	I	II	III	IV	V
Gs Range:	1-6	7-10	11-12	13-14	15-15
Interval					
01	0 - 0	49,081 - 62,457	69,301 - 86,494	98,773 - 122,313	137,294 - 150,274
02	41,090 - 48,063	62,458 - 74,180	86,495 - 99,389	122,314 - 139,969	150,275 - 160,010
03	48,064 - 54,785	74,181 - 81,995	99,390 - 107,986	139,970 - 151,739	160,011 - 166,500
04	54,786 - 56,429	81,996 - 84,455	107,987 - 111,226	151,740 - 156,291	166,500 - 166,500
05	56,430 - 58,122	84,456 - 86,989	111,227 - 114,563	156,292 - 160,980	166,500 - 166,500

Series: 1550 2210

Locality Area: San Diego-Carlsbad, CA



Special Pay Tables

Report Run On: April 10, 2019

Page 276 of 311

PPS: SDLEO OPM: LEO ADMINISTRATIVE Path: ZA Effective:06-Jan-19
 Prev. Yr Rate: 0.2788 Curr. Yr Rate: 0.0028 Loc. Diff: 0.78 Gen. Inc. 1.40 Issued:28-Mar-19

Band:	I	II	III	IV	V
Gs Range:	1-6	7-10	11-12	13-14	15-15
Interval					
01	24,534 - 41,098	53,071 - 66,859	69,301 - 86,493	98,773 - 122,313	137,294 - 150,274
02	41,099 - 53,521	66,860 - 77,200	86,494 - 99,387	122,314 - 139,968	150,275 - 160,009
03	53,522 - 61,811	77,201 - 84,097	99,388 - 107,986	139,969 - 151,739	160,010 - 166,500
04	61,812 - 63,665	84,098 - 86,620	107,987 - 111,226	151,740 - 156,291	166,500 - 166,500
05	63,666 - 65,575	86,621 - 89,219	111,227 - 114,563	156,292 - 160,980	166,500 - 166,500

Series: 1811

Locality Area: San Diego-Carlsbad, CA



Special Pay Tables

Report Run On: April 10, 2019

Page 277 of 311

PPS: SEA041401 OPM: 0414 PROFESSIONAL Path: ZP Effective:06-Jan-19
 Prev. Yr Rate: 0.2511 Curr. Yr Rate: 0.0026 Loc. Diff: 0.80 Gen. Inc. 1.40 Issued:28-Mar-19

Band:	I	II	III	IV	V
Gs Range:	1-6	7-10	11-12	13-14	15-15
Interval					
01	0 - 0	47,264 - 61,119	67,816 - 84,641	96,656 - 119,692	134,352 - 148,640
02	38,152 - 47,033	61,120 - 72,590	84,642 - 97,260	119,693 - 136,970	148,641 - 159,356
03	47,034 - 53,611	72,591 - 80,238	97,261 - 105,672	136,971 - 148,488	159,357 - 166,500
04	53,612 - 55,219	80,239 - 82,645	105,673 - 108,842	148,489 - 152,943	166,500 - 166,500
05	55,220 - 56,876	82,646 - 85,124	108,843 - 112,107	152,944 - 157,531	166,500 - 166,500

Locality Area: Seattle-Tacoma, WA



Special Pay Tables

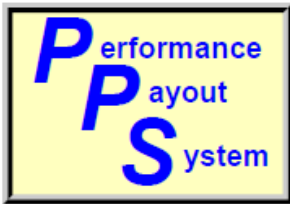
Report Run On: April 10, 2019

Page 278 of 311

PPS: SEA042201 OPM: 0422 PROFESSIONAL Path: ZP Effective:06-Jan-19
 Prev. Yr Rate: 0.2511 Curr. Yr Rate: 0.0026 Loc. Diff: 0.80 Gen. Inc. 1.40 Issued:28-Mar-19

Band:	I	II	III	IV	V
Gs Range:	1-6	7-10	11-12	13-14	15-15
Interval					
01	0 - 0	47,264 - 61,119	67,816 - 84,641	96,656 - 119,692	134,352 - 148,640
02	38,152 - 47,033	61,120 - 72,590	84,642 - 97,260	119,693 - 136,970	148,641 - 159,356
03	47,034 - 53,611	72,591 - 80,238	97,261 - 105,672	136,971 - 148,488	159,357 - 166,500
04	53,612 - 55,219	80,239 - 82,645	105,673 - 108,842	148,489 - 152,943	166,500 - 166,500
05	55,220 - 56,876	82,646 - 85,124	108,843 - 112,107	152,944 - 157,531	166,500 - 166,500

Locality Area: Seattle-Tacoma, WA



Special Pay Tables

Report Run On: April 10, 2019

Page 279 of 311

PPS: SEA999C01 OPM: 999C PROFESSIONAL Path: ZP Effective:06-Jan-19
 Prev. Yr Rate: 0.2511 Curr. Yr Rate: 0.0026 Loc. Diff: 0.80 Gen. Inc. 1.40 Issued:28-Mar-19

Band:	I	II	III	IV	V
Gs Range:	1-6	7-10	11-12	13-14	15-15
Interval					
01	0 - 0	49,081 - 61,119	67,816 - 84,641	96,656 - 119,692	134,352 - 148,640
02	41,090 - 47,033	61,120 - 72,590	84,642 - 97,260	119,693 - 136,970	148,641 - 159,356
03	47,034 - 53,611	72,591 - 80,238	97,261 - 105,672	136,971 - 148,488	159,357 - 166,500
04	53,612 - 55,219	80,239 - 82,645	105,673 - 108,842	148,489 - 152,943	166,500 - 166,500
05	55,220 - 56,876	82,646 - 85,124	108,843 - 112,107	152,944 - 157,531	166,500 - 166,500

Series: 1550 2210

Locality Area: Seattle-Tacoma, WA



Special Pay Tables

Report Run On: April 10, 2019

Page 280 of 311

PPS: SEALEO OPM: LEO ADMINISTRATIVE Path: ZA Effective:06-Jan-19
 Prev. Yr Rate: 0.2511 Curr. Yr Rate: 0.0026 Loc. Diff: 0.80 Gen. Inc. 1.40 Issued:28-Mar-19

Band:	I	II	III	IV	V
Gs Range:	1-6	7-10	11-12	13-14	15-15
Interval					
01	24,008 - 40,220	51,934 - 65,426	67,816 - 84,640	96,656 - 119,692	134,352 - 148,640
02	40,221 - 52,379	65,427 - 75,545	84,641 - 97,258	119,693 - 136,969	148,641 - 159,356
03	52,380 - 60,487	75,546 - 82,295	97,259 - 105,672	136,970 - 148,488	159,357 - 166,500
04	60,488 - 62,302	82,296 - 84,764	105,673 - 108,842	148,489 - 152,943	166,500 - 166,500
05	62,303 - 64,171	84,765 - 87,307	108,843 - 112,107	152,944 - 157,531	166,500 - 166,500

Series: 1811

Locality Area: Seattle-Tacoma, WA



Special Pay Tables

Report Run On: April 10, 2019

Page 281 of 311

PPS: SF041401 OPM: 0414 PROFESSIONAL Path: ZP Effective:06-Jan-19
 Prev. Yr Rate: 0.3928 Curr. Yr Rate: 0.0040 Loc. Diff: 0.72 Gen. Inc. 1.40 Issued:28-Mar-19

Band:	I	II	III	IV	V
Gs Range:	1-6	7-10	11-12	13-14	15-15
Interval					
01	38,152 - 41,385	51,026 - 68,058	75,515 - 94,250	107,630 - 133,282	149,606 - 157,114
02	41,386 - 52,373	68,059 - 80,832	94,251 - 108,301	133,283 - 152,520	157,115 - 162,746
03	52,374 - 59,698	80,833 - 89,348	108,302 - 117,669	152,521 - 165,346	162,747 - 166,500
04	59,699 - 61,489	89,349 - 92,028	117,670 - 121,199	165,347 - 166,500	166,500 - 166,500
05	61,490 - 63,334	92,029 - 94,789	121,200 - 124,835	166,500 - 166,500	166,500 - 166,500

Locality Area: San Jose-San Francisco-Oakland, CA



Special Pay Tables

Report Run On: April 10, 2019

Page 282 of 311

PPS: SF042201 OPM: 0422 PROFESSIONAL Path: ZP Effective:06-Jan-19
 Prev. Yr Rate: 0.3928 Curr. Yr Rate: 0.0040 Loc. Diff: 0.72 Gen. Inc. 1.40 Issued:28-Mar-19

Band:	I	II	III	IV	V
Gs Range:	1-6	7-10	11-12	13-14	15-15
Interval					
01	38,152 - 41,385	51,026 - 68,058	75,515 - 94,250	107,630 - 133,282	149,606 - 157,114
02	41,386 - 52,373	68,059 - 80,832	94,251 - 108,301	133,283 - 152,520	157,115 - 162,746
03	52,374 - 59,698	80,833 - 89,348	108,302 - 117,669	152,521 - 165,346	162,747 - 166,500
04	59,699 - 61,489	89,349 - 92,028	117,670 - 121,199	165,347 - 166,500	166,500 - 166,500
05	61,490 - 63,334	92,029 - 94,789	121,200 - 124,835	166,500 - 166,500	166,500 - 166,500

Locality Area: San Jose-San Francisco-Oakland, CA



Special Pay Tables

Report Run On: April 10, 2019

Page 283 of 311

PPS: SF999F01 OPM: 999F PROFESSIONAL Path: ZP Effective:06-Jan-19
 Prev. Yr Rate: 0.3928 Curr. Yr Rate: 0.0040 Loc. Diff: 0.72 Gen. Inc. 1.40 Issued:28-Mar-19

Band:	I	II	III	IV	V
Gs Range:	1-6	7-10	11-12	13-14	15-15
Interval					
01	0 - 0	52,353 - 68,058	75,515 - 94,250	107,630 - 133,282	149,606 - 157,114
02	43,732 - 52,373	68,059 - 80,832	94,251 - 108,301	133,283 - 152,520	157,115 - 162,746
03	52,374 - 59,698	80,833 - 89,348	108,302 - 117,669	152,521 - 165,346	162,747 - 166,500
04	59,699 - 61,489	89,349 - 92,028	117,670 - 121,199	165,347 - 166,500	166,500 - 166,500
05	61,490 - 63,334	92,029 - 94,789	121,200 - 124,835	166,500 - 166,500	166,500 - 166,500

Series: 1550

2210

Locality Area: San Jose-San Francisco-Oakland, CA



Special Pay Tables

Report Run On: April 10, 2019

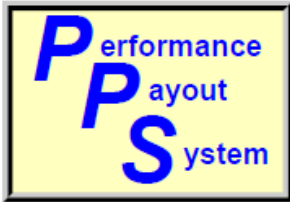
Page 284 of 311

PPS: SFLEO OPM: LEO ADMINISTRATIVE Path: ZA Effective:06-Jan-19
 Prev. Yr Rate: 0.3928 Curr. Yr Rate: 0.0040 Loc. Diff: 0.72 Gen. Inc. 1.40 Issued:28-Mar-19

Band:	I	II	III	IV	V
Gs Range:	1-6	7-10	11-12	13-14	15-15
Interval					
01	26,734 - 44,786	57,830 - 72,854	75,515 - 94,247	107,630 - 133,278	149,606 - 157,114
02	44,787 - 58,325	72,855 - 84,122	94,248 - 108,296	133,279 - 152,514	157,115 - 162,745
03	58,326 - 67,354	84,123 - 91,639	108,297 - 117,669	152,515 - 165,346	162,746 - 166,500
04	67,355 - 69,375	91,640 - 94,388	117,670 - 121,199	165,347 - 166,500	166,500 - 166,500
05	69,376 - 71,456	94,389 - 97,220	121,200 - 124,835	166,500 - 166,500	166,500 - 166,500

Series: 1811

Locality Area: San Jose-San Francisco-Oakland, CA



Special Pay Tables

Report Run On: April 10, 2019

Page 285 of 311

PPS: SL030501 OPM: 0305 PROFESSIONAL Path: ZP Effective:06-Jan-19
 Prev. Yr Rate: 0.1647 Curr. Yr Rate: 0.0017 Loc. Diff: 0.86 Gen. Inc. 1.40 Issued:28-Mar-19

Band:	I	II	III	IV	V
Gs Range:	1-6	7-10	11-12	13-14	15-15
Interval					
01	34,240 - 34,514	42,555 - 56,759	62,979 - 78,604	89,762 - 111,155	124,769 - 141,405
02	34,515 - 43,678	56,760 - 67,413	78,605 - 90,323	111,156 - 127,200	141,406 - 153,881
03	43,679 - 49,787	67,414 - 74,515	90,324 - 98,135	127,201 - 137,897	153,882 - 162,199
04	49,788 - 51,281	74,516 - 76,750	98,136 - 101,079	137,898 - 142,034	162,200 - 166,500
05	51,282 - 52,819	76,751 - 79,053	101,080 - 104,111	142,035 - 146,295	166,500 - 166,500

Locality Area: St. Louis-St. Charles-Farmington, MO-IL



Special Pay Tables

Report Run On: April 10, 2019

Page 286 of 311

PPS: SL041401 OPM: 0414 PROFESSIONAL Path: ZP Effective:06-Jan-19
 Prev. Yr Rate: 0.1647 Curr. Yr Rate: 0.0017 Loc. Diff: 0.86 Gen. Inc. 1.40 Issued:28-Mar-19

Band:	I	II	III	IV	V
Gs Range:	1-6	7-10	11-12	13-14	15-15
Interval					
01	0 - 0	47,264 - 56,759	62,979 - 78,604	89,762 - 111,155	124,769 - 141,405
02	38,152 - 43,678	56,760 - 67,413	78,605 - 90,323	111,156 - 127,200	141,406 - 153,881
03	43,679 - 49,787	67,414 - 74,515	90,324 - 98,135	127,201 - 137,897	153,882 - 162,199
04	49,788 - 51,281	74,516 - 76,750	98,136 - 101,079	137,898 - 142,034	162,200 - 166,500
05	51,282 - 52,819	76,751 - 79,053	101,080 - 104,111	142,035 - 146,295	166,500 - 166,500

Locality Area: St. Louis-St. Charles-Farmington, MO-IL



Special Pay Tables

Report Run On: April 10, 2019

Page 287 of 311

PPS: SL042201 OPM: 0422 PROFESSIONAL Path: ZP Effective:06-Jan-19
 Prev. Yr Rate: 0.1647 Curr. Yr Rate: 0.0017 Loc. Diff: 0.86 Gen. Inc. 1.40 Issued:28-Mar-19

Band:	I	II	III	IV	V
Gs Range:	1-6	7-10	11-12	13-14	15-15
Interval					
01	0 - 0	47,264 - 56,759	62,979 - 78,604	89,762 - 111,155	124,769 - 141,405
02	38,152 - 43,678	56,760 - 67,413	78,605 - 90,323	111,156 - 127,200	141,406 - 153,881
03	43,679 - 49,787	67,414 - 74,515	90,324 - 98,135	127,201 - 137,897	153,882 - 162,199
04	49,788 - 51,281	74,516 - 76,750	98,136 - 101,079	137,898 - 142,034	162,200 - 166,500
05	51,282 - 52,819	76,751 - 79,053	101,080 - 104,111	142,035 - 146,295	166,500 - 166,500

Locality Area: St. Louis-St. Charles-Farmington, MO-IL



Special Pay Tables

Report Run On: April 10, 2019

Page 288 of 311

PPS: SL999B01 OPM: 999B PROFESSIONAL Path: ZP Effective:06-Jan-19
 Prev. Yr Rate: 0.1647 Curr. Yr Rate: 0.0017 Loc. Diff: 0.86 Gen. Inc. 1.40 Issued:28-Mar-19

Band:	I	II	III	IV	V
Gs Range:	1-6	7-10	11-12	13-14	15-15
Interval					
01	0 - 0	48,353 - 57,043	63,490 - 78,604	89,762 - 111,155	124,769 - 141,405
02	40,503 - 45,905	57,044 - 67,908	78,605 - 90,323	111,156 - 127,200	141,406 - 153,881
03	45,906 - 52,650	67,909 - 75,152	90,324 - 98,135	127,201 - 137,897	153,882 - 162,199
04	52,651 - 54,230	75,153 - 77,407	98,136 - 101,079	137,898 - 142,034	162,200 - 166,500
05	54,231 - 55,857	77,408 - 79,729	101,080 - 104,111	142,035 - 146,295	166,500 - 166,500

Series: 1550 2210

Locality Area: St. Louis-St. Charles-Farmington, MO-IL



Special Pay Tables

Report Run On: April 10, 2019

Page 289 of 311

PPS: SL999C01 OPM: 999C PROFESSIONAL Path: ZP Effective:06-Jan-19
 Prev. Yr Rate: 0.1647 Curr. Yr Rate: 0.0017 Loc. Diff: 0.86 Gen. Inc. 1.40 Issued:28-Mar-19

Band:	I	II	III	IV	V
Gs Range:	1-6	7-10	11-12	13-14	15-15
Interval					
01	0 - 0	49,081 - 57,043	64,566 - 78,604	89,762 - 111,155	124,769 - 141,405
02	41,090 - 46,498	57,044 - 67,908	78,605 - 90,323	111,156 - 127,200	141,406 - 153,881
03	46,499 - 53,413	67,909 - 75,152	90,324 - 98,135	127,201 - 137,897	153,882 - 162,199
04	53,414 - 55,015	75,153 - 77,407	98,136 - 101,079	137,898 - 142,034	162,200 - 166,500
05	55,016 - 56,665	77,408 - 79,729	101,080 - 104,111	142,035 - 146,295	166,500 - 166,500

Series: 1550 2210

Locality Area: St. Louis-St. Charles-Farmington, MO-IL



Special Pay Tables

Report Run On: April 10, 2019

Page 290 of 311

PPS: SL999D01 OPM: 999D PROFESSIONAL Path: ZP Effective:06-Jan-19
 Prev. Yr Rate: 0.1647 Curr. Yr Rate: 0.0017 Loc. Diff: 0.86 Gen. Inc. 1.40 Issued:28-Mar-19

Band:	I	II	III	IV	V
Gs Range:	1-6	7-10	11-12	13-14	15-15
Interval					
01	0 - 0	50,171 - 57,813	62,979 - 78,604	89,762 - 111,155	124,769 - 141,405
02	41,971 - 47,388	57,814 - 69,257	78,605 - 90,323	111,156 - 127,200	141,406 - 153,881
03	47,389 - 54,557	69,258 - 76,886	90,324 - 98,135	127,201 - 137,897	153,882 - 162,199
04	54,558 - 56,194	76,887 - 79,193	98,136 - 101,079	137,898 - 142,034	162,200 - 166,500
05	56,195 - 57,880	79,194 - 81,569	101,080 - 104,111	142,035 - 146,295	166,500 - 166,500

Series: 1550

2210

Locality Area: St. Louis-St. Charles-Farmington, MO-IL



Special Pay Tables

Report Run On: April 10, 2019

Page 291 of 311

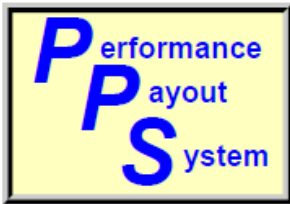
PPS: SL999E01 OPM: 999E PROFESSIONAL Path: ZP Effective:06-Jan-19
 Prev. Yr Rate: 0.1647 Curr. Yr Rate: 0.0017 Loc. Diff: 0.86 Gen. Inc. 1.40 Issued:28-Mar-19

Band:	I	II	III	IV	V
Gs Range:	1-6	7-10	11-12	13-14	15-15
Interval					
01	0 - 0	50,898 - 58,327	62,979 - 78,604	89,762 - 111,155	124,769 - 141,405
02	42,558 - 47,981	58,328 - 70,156	78,605 - 90,323	111,156 - 127,200	141,406 - 153,881
03	47,982 - 55,320	70,157 - 78,042	90,324 - 98,135	127,201 - 137,897	153,882 - 162,199
04	55,321 - 56,980	78,043 - 80,383	98,136 - 101,079	137,898 - 142,034	162,200 - 166,500
05	56,981 - 58,689	80,384 - 82,794	101,080 - 104,111	142,035 - 146,295	166,500 - 166,500

Series: 1550

2210

Locality Area: St. Louis-St. Charles-Farmington, MO-IL



Special Pay Tables

Report Run On: April 10, 2019

Page 292 of 311

PPS: SL999F01 OPM: 999F PROFESSIONAL Path: ZP Effective:06-Jan-19
 Prev. Yr Rate: 0.1647 Curr. Yr Rate: 0.0017 Loc. Diff: 0.86 Gen. Inc. 1.40 Issued:28-Mar-19

Band:	I	II	III	IV	V
Gs Range:	1-6	7-10	11-12	13-14	15-15
Interval					
01	0 - 0	52,353 - 56,759	62,979 - 78,604	89,762 - 111,155	124,769 - 141,405
02	43,732 - 49,168	56,760 - 67,413	78,605 - 90,323	111,156 - 127,200	141,406 - 153,881
03	49,169 - 56,846	67,414 - 74,515	90,324 - 98,135	127,201 - 137,897	153,882 - 162,199
04	56,847 - 58,551	74,516 - 76,750	98,136 - 101,079	137,898 - 142,034	162,200 - 166,500
05	58,552 - 60,308	76,751 - 79,053	101,080 - 104,111	142,035 - 146,295	166,500 - 166,500

Series: 1550

2210

Locality Area: St. Louis-St. Charles-Farmington, MO-IL



Special Pay Tables

Report Run On: April 10, 2019

Page 293 of 311

PPS: SLLEO OPM: LEO ADMINISTRATIVE Path: ZA Effective:06-Jan-19
 Prev. Yr Rate: 0.1647 Curr. Yr Rate: 0.0017 Loc. Diff: 0.86 Gen. Inc. 1.40 Issued:28-Mar-19

Band:	I	II	III	IV	V
Gs Range:	1-6	7-10	11-12	13-14	15-15
Interval					
01	22,296 - 37,352	48,229 - 60,757	62,979 - 78,603	89,762 - 111,154	124,769 - 141,401
02	37,353 - 48,644	60,758 - 70,153	78,604 - 90,321	111,155 - 127,198	141,402 - 153,875
03	48,645 - 56,172	70,154 - 76,425	90,322 - 98,135	127,199 - 137,897	153,876 - 162,199
04	56,173 - 57,857	76,426 - 78,718	98,136 - 101,079	137,898 - 142,034	162,200 - 166,500
05	57,858 - 59,593	78,719 - 81,080	101,080 - 104,111	142,035 - 146,295	166,500 - 166,500

Series: 1811

Locality Area: St. Louis-St. Charles-Farmington, MO-IL



Special Pay Tables

Report Run On: April 10, 2019

Page 294 of 311

PPS: TU030501 OPM: 0305 PROFESSIONAL Path: ZP Effective:06-Jan-19
 Prev. Yr Rate: 0.1617 Curr. Yr Rate: 0.0016 Loc. Diff: 0.86 Gen. Inc. 1.40 Issued:28-Mar-19

Band:	I	II	III	IV	V
Gs Range:	1-6	7-10	11-12	13-14	15-15
Interval					
01	34,240 - 34,405	42,420 - 56,580	62,780 - 78,356	89,478 - 110,804	124,375 - 140,958
02	34,406 - 43,540	56,581 - 67,200	78,357 - 90,037	110,805 - 126,798	140,959 - 153,395
03	43,541 - 49,630	67,201 - 74,280	90,038 - 97,825	126,799 - 137,461	153,396 - 161,686
04	49,631 - 51,119	74,281 - 76,508	97,826 - 100,760	137,462 - 141,585	161,687 - 166,500
05	51,120 - 52,653	76,509 - 78,803	100,761 - 103,783	141,586 - 145,833	166,500 - 166,500

Locality Area: Tucson-Nogales, AZ



Special Pay Tables

Report Run On: April 10, 2019

Page 295 of 311

PPS: TU041401 OPM: 0414 PROFESSIONAL Path: ZP Effective:06-Jan-19
 Prev. Yr Rate: 0.1617 Curr. Yr Rate: 0.0016 Loc. Diff: 0.86 Gen. Inc. 1.40 Issued:28-Mar-19

Band:	I	II	III	IV	V
Gs Range:	1-6	7-10	11-12	13-14	15-15
Interval					
01	0 - 0	47,264 - 56,580	62,780 - 78,356	89,478 - 110,804	124,375 - 140,958
02	38,152 - 43,540	56,581 - 67,200	78,357 - 90,037	110,805 - 126,798	140,959 - 153,395
03	43,541 - 49,630	67,201 - 74,280	90,038 - 97,825	126,799 - 137,461	153,396 - 161,686
04	49,631 - 51,119	74,281 - 76,508	97,826 - 100,760	137,462 - 141,585	161,687 - 166,500
05	51,120 - 52,653	76,509 - 78,803	100,761 - 103,783	141,586 - 145,833	166,500 - 166,500

Locality Area: Tucson-Nogales, AZ



Special Pay Tables

Report Run On: April 10, 2019

Page 296 of 311

PPS: TU042201 OPM: 0422 PROFESSIONAL Path: ZP Effective:06-Jan-19
 Prev. Yr Rate: 0.1617 Curr. Yr Rate: 0.0016 Loc. Diff: 0.86 Gen. Inc. 1.40 Issued:28-Mar-19

Band:	I	II	III	IV	V
Gs Range:	1-6	7-10	11-12	13-14	15-15
Interval					
01	0 - 0	47,264 - 56,580	62,780 - 78,356	89,478 - 110,804	124,375 - 140,958
02	38,152 - 43,540	56,581 - 67,200	78,357 - 90,037	110,805 - 126,798	140,959 - 153,395
03	43,541 - 49,630	67,201 - 74,280	90,038 - 97,825	126,799 - 137,461	153,396 - 161,686
04	49,631 - 51,119	74,281 - 76,508	97,826 - 100,760	137,462 - 141,585	161,687 - 166,500
05	51,120 - 52,653	76,509 - 78,803	100,761 - 103,783	141,586 - 145,833	166,500 - 166,500

Locality Area: Tucson-Nogales, AZ



Special Pay Tables

Report Run On: April 10, 2019

Page 297 of 311

PPS: TU999B01 OPM: 999B PROFESSIONAL Path: ZP Effective:06-Jan-19
 Prev. Yr Rate: 0.1617 Curr. Yr Rate: 0.0016 Loc. Diff: 0.86 Gen. Inc. 1.40 Issued:28-Mar-19

Band:	I	II	III	IV	V
Gs Range:	1-6	7-10	11-12	13-14	15-15
Interval					
01	0 - 0	48,353 - 56,968	63,490 - 78,356	89,478 - 110,804	124,375 - 140,958
02	40,503 - 45,889	56,969 - 67,878	78,357 - 90,037	110,805 - 126,798	140,959 - 153,395
03	45,890 - 52,650	67,879 - 75,152	90,038 - 97,825	126,799 - 137,461	153,396 - 161,686
04	52,651 - 54,230	75,153 - 77,407	97,826 - 100,760	137,462 - 141,585	161,687 - 166,500
05	54,231 - 55,857	77,408 - 79,729	100,761 - 103,783	141,586 - 145,833	166,500 - 166,500

Series: 1550 2210

Locality Area: Tucson-Nogales, AZ



Special Pay Tables

Report Run On: April 10, 2019

Page 298 of 311

PPS: TU999C01 OPM: 999C PROFESSIONAL Path: ZP Effective:06-Jan-19
 Prev. Yr Rate: 0.1617 Curr. Yr Rate: 0.0016 Loc. Diff: 0.86 Gen. Inc. 1.40 Issued:28-Mar-19

Band:	I	II	III	IV	V
Gs Range:	1-6	7-10	11-12	13-14	15-15
Interval					
01	0 - 0	49,081 - 56,968	64,566 - 78,356	89,478 - 110,804	124,375 - 140,958
02	41,090 - 46,482	56,969 - 67,878	78,357 - 90,037	110,805 - 126,798	140,959 - 153,395
03	46,483 - 53,413	67,879 - 75,152	90,038 - 97,825	126,799 - 137,461	153,396 - 161,686
04	53,414 - 55,015	75,153 - 77,407	97,826 - 100,760	137,462 - 141,585	161,687 - 166,500
05	55,016 - 56,665	77,408 - 79,729	100,761 - 103,783	141,586 - 145,833	166,500 - 166,500

Series: 1550

2210

Locality Area: Tucson-Nogales, AZ



Special Pay Tables

Report Run On: April 10, 2019

Page 299 of 311

PPS: TU999D01 OPM: 999D PROFESSIONAL Path: ZP Effective:06-Jan-19
 Prev. Yr Rate: 0.1617 Curr. Yr Rate: 0.0016 Loc. Diff: 0.86 Gen. Inc. 1.40 Issued:28-Mar-19

Band:	I	II	III	IV	V
Gs Range:	1-6	7-10	11-12	13-14	15-15
Interval					
01	0 - 0	50,171 - 57,738	62,780 - 78,356	89,478 - 110,804	124,375 - 140,958
02	41,971 - 47,372	57,739 - 69,227	78,357 - 90,037	110,805 - 126,798	140,959 - 153,395
03	47,373 - 54,557	69,228 - 76,886	90,038 - 97,825	126,799 - 137,461	153,396 - 161,686
04	54,558 - 56,194	76,887 - 79,193	97,826 - 100,760	137,462 - 141,585	161,687 - 166,500
05	56,195 - 57,880	79,194 - 81,569	100,761 - 103,783	141,586 - 145,833	166,500 - 166,500

Series: 1550

2210

Locality Area: Tucson-Nogales, AZ



Special Pay Tables

Report Run On: April 10, 2019

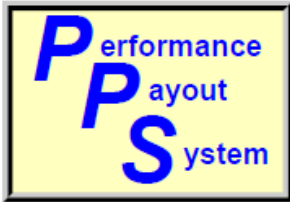
Page 300 of 311

PPS: TU999E01 OPM: 999E PROFESSIONAL Path: ZP Effective:06-Jan-19
 Prev. Yr Rate: 0.1617 Curr. Yr Rate: 0.0016 Loc. Diff: 0.86 Gen. Inc. 1.40 Issued:28-Mar-19

Band:	I	II	III	IV	V
Gs Range:	1-6	7-10	11-12	13-14	15-15
Interval					
01	0 - 0	50,898 - 58,252	62,780 - 78,356	89,478 - 110,804	124,375 - 140,958
02	42,558 - 47,966	58,253 - 70,126	78,357 - 90,037	110,805 - 126,798	140,959 - 153,395
03	47,967 - 55,320	70,127 - 78,042	90,038 - 97,825	126,799 - 137,461	153,396 - 161,686
04	55,321 - 56,980	78,043 - 80,383	97,826 - 100,760	137,462 - 141,585	161,687 - 166,500
05	56,981 - 58,689	80,384 - 82,794	100,761 - 103,783	141,586 - 145,833	166,500 - 166,500

Series: 1550 2210

Locality Area: Tucson-Nogales, AZ



Special Pay Tables

Report Run On: April 10, 2019

Page 301 of 311

PPS: TU999F01 OPM: 999F PROFESSIONAL Path: ZP Effective:06-Jan-19
 Prev. Yr Rate: 0.1617 Curr. Yr Rate: 0.0016 Loc. Diff: 0.86 Gen. Inc. 1.40 Issued:28-Mar-19

Band:	I	II	III	IV	V
Gs Range:	1-6	7-10	11-12	13-14	15-15
Interval					
01	0 - 0	52,353 - 56,580	62,780 - 78,356	89,478 - 110,804	124,375 - 140,958
02	43,732 - 49,152	56,581 - 67,200	78,357 - 90,037	110,805 - 126,798	140,959 - 153,395
03	49,153 - 56,846	67,201 - 74,280	90,038 - 97,825	126,799 - 137,461	153,396 - 161,686
04	56,847 - 58,551	74,281 - 76,508	97,826 - 100,760	137,462 - 141,585	161,687 - 166,500
05	58,552 - 60,308	76,509 - 78,803	100,761 - 103,783	141,586 - 145,833	166,500 - 166,500

Series: 1550 2210

Locality Area: Tucson-Nogales, AZ



Special Pay Tables

Report Run On: April 10, 2019

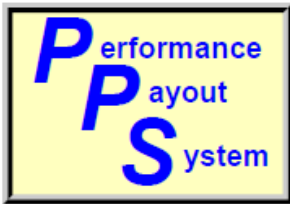
Page 302 of 311

PPS: TULEO OPM: LEO ADMINISTRATIVE Path: ZA Effective:06-Jan-19
 Prev. Yr Rate: 0.1617 Curr. Yr Rate: 0.0016 Loc. Diff: 0.86 Gen. Inc. 1.40 Issued:28-Mar-19

Band:	I	II	III	IV	V
Gs Range:	1-6	7-10	11-12	13-14	15-15
Interval					
01	22,225 - 37,233	48,077 - 60,569	62,780 - 78,352	89,478 - 110,802	124,375 - 140,955
02	37,234 - 48,489	60,570 - 69,938	78,353 - 90,031	110,803 - 126,795	140,956 - 153,390
03	48,490 - 55,995	69,939 - 76,184	90,032 - 97,825	126,796 - 137,461	153,391 - 161,686
04	55,996 - 57,675	76,185 - 78,470	97,826 - 100,760	137,462 - 141,585	161,687 - 166,500
05	57,676 - 59,405	78,471 - 80,824	100,761 - 103,783	141,586 - 145,833	166,500 - 166,500

Series: 1811

Locality Area: Tucson-Nogales, AZ



Special Pay Tables

Report Run On: April 10, 2019

Page 303 of 311

PPS: VB030501 OPM: 0305 PROFESSIONAL Path: ZP Effective:06-Jan-19
 Prev. Yr Rate: Curr. Yr Rate: 0.0015 Loc. Diff: 0.0 Gen. Inc. 1.40 Issued:28-Mar-19

Band:	I	II	III	IV	V
Gs Range:	1-6	7-10	11-12	13-14	15-15
Interval					
01	0 - 0	42,140 - 56,206	62,365 - 77,838	88,888 - 110,073	123,554 - 140,027
02	34,240 - 43,252	56,207 - 66,756	77,839 - 89,443	110,074 - 125,962	140,028 - 152,382
03	43,253 - 49,302	66,757 - 73,789	89,444 - 97,179	125,963 - 136,554	152,383 - 160,619
04	49,303 - 50,781	73,790 - 76,003	97,180 - 100,094	136,555 - 140,651	160,620 - 165,438
05	50,782 - 52,304	76,004 - 78,283	100,095 - 103,097	140,652 - 144,871	165,439 - 166,500

Locality Area: Virginia Beach-Norfolk, VA-NC



Special Pay Tables

Report Run On: April 10, 2019

Page 304 of 311

PPS: VB041401 OPM: 0414 PROFESSIONAL Path: ZP Effective:06-Jan-19
 Prev. Yr Rate: Curr. Yr Rate: 0.0015 Loc. Diff: 0.0 Gen. Inc. 1.40 Issued:28-Mar-19

Band:	I	II	III	IV	V
Gs Range:	1-6	7-10	11-12	13-14	15-15
Interval					
01	0 - 0	47,264 - 56,206	62,365 - 77,838	88,888 - 110,073	123,554 - 140,027
02	38,152 - 43,252	56,207 - 66,756	77,839 - 89,443	110,074 - 125,962	140,028 - 152,382
03	43,253 - 49,302	66,757 - 73,789	89,444 - 97,179	125,963 - 136,554	152,383 - 160,619
04	49,303 - 50,781	73,790 - 76,003	97,180 - 100,094	136,555 - 140,651	160,620 - 165,438
05	50,782 - 52,304	76,004 - 78,283	100,095 - 103,097	140,652 - 144,871	165,439 - 166,500

Locality Area: Virginia Beach-Norfolk, VA-NC



Special Pay Tables

Report Run On: April 10, 2019

Page 305 of 311

PPS: VB042201 OPM: 0422 PROFESSIONAL Path: ZP Effective:06-Jan-19
 Prev. Yr Rate: Curr. Yr Rate: 0.0015 Loc. Diff: 0.0 Gen. Inc. 1.40 Issued:28-Mar-19

Band:	I	II	III	IV	V
Gs Range:	1-6	7-10	11-12	13-14	15-15
Interval					
01	0 - 0	47,264 - 56,206	62,775 - 77,838	88,888 - 110,073	123,554 - 140,027
02	38,152 - 43,252	56,207 - 66,756	77,839 - 89,443	110,074 - 125,962	140,028 - 152,382
03	43,253 - 49,302	66,757 - 73,789	89,444 - 97,179	125,963 - 136,554	152,383 - 160,619
04	49,303 - 50,781	73,790 - 76,003	97,180 - 100,094	136,555 - 140,651	160,620 - 165,438
05	50,782 - 52,304	76,004 - 78,283	100,095 - 103,097	140,652 - 144,871	165,439 - 166,500

Locality Area: Virginia Beach-Norfolk, VA-NC



Special Pay Tables

Report Run On: April 10, 2019

Page 306 of 311

PPS: VB999B01 OPM: 999B PROFESSIONAL Path: ZP Effective:06-Jan-19
 Prev. Yr Rate: Curr. Yr Rate: 0.0015 Loc. Diff: 0.0 Gen. Inc. 1.40 Issued:28-Mar-19

Band:	I	II	III	IV	V
Gs Range:	1-6	7-10	11-12	13-14	15-15
Interval					
01	0 - 0	48,353 - 56,812	63,490 - 77,838	88,888 - 110,073	123,554 - 140,027
02	40,503 - 45,856	56,813 - 67,816	77,839 - 89,443	110,074 - 125,962	140,028 - 152,382
03	45,857 - 52,650	67,817 - 75,152	89,444 - 97,179	125,963 - 136,554	152,383 - 160,619
04	52,651 - 54,230	75,153 - 77,407	97,180 - 100,094	136,555 - 140,651	160,620 - 165,438
05	54,231 - 55,857	77,408 - 79,729	100,095 - 103,097	140,652 - 144,871	165,439 - 166,500

Series: 1550 2210

Locality Area: Virginia Beach-Norfolk, VA-NC



Special Pay Tables

Report Run On: April 10, 2019

Page 307 of 311

PPS: VB999C01 OPM: 999C PROFESSIONAL Path: ZP Effective:06-Jan-19
 Prev. Yr Rate: Curr. Yr Rate: 0.0015 Loc. Diff: 0.0 Gen. Inc. 1.40 Issued:28-Mar-19

Band:	I	II	III	IV	V
Gs Range:	1-6	7-10	11-12	13-14	15-15
Interval					
01	0 - 0	49,081 - 56,812	64,566 - 77,838	88,888 - 110,073	123,554 - 140,027
02	41,090 - 46,450	56,813 - 67,816	77,839 - 89,443	110,074 - 125,962	140,028 - 152,382
03	46,451 - 53,413	67,817 - 75,152	89,444 - 97,179	125,963 - 136,554	152,383 - 160,619
04	53,414 - 55,015	75,153 - 77,407	97,180 - 100,094	136,555 - 140,651	160,620 - 165,438
05	55,016 - 56,665	77,408 - 79,729	100,095 - 103,097	140,652 - 144,871	165,439 - 166,500

Series: 1550 2210

Locality Area: Virginia Beach-Norfolk, VA-NC



Special Pay Tables

Report Run On: April 10, 2019

Page 308 of 311

PPS: VB999D01 OPM: 999D PROFESSIONAL Path: ZP Effective:06-Jan-19
 Prev. Yr Rate: Curr. Yr Rate: 0.0015 Loc. Diff: 0.0 Gen. Inc. 1.40 Issued:28-Mar-19

Band:	I	II	III	IV	V
Gs Range:	1-6	7-10	11-12	13-14	15-15
Interval					
01	0 - 0	50,171 - 57,583	62,365 - 77,838	88,888 - 110,073	123,554 - 140,027
02	41,971 - 47,340	57,584 - 69,165	77,839 - 89,443	110,074 - 125,962	140,028 - 152,382
03	47,341 - 54,557	69,166 - 76,886	89,444 - 97,179	125,963 - 136,554	152,383 - 160,619
04	54,558 - 56,194	76,887 - 79,193	97,180 - 100,094	136,555 - 140,651	160,620 - 165,438
05	56,195 - 57,880	79,194 - 81,569	100,095 - 103,097	140,652 - 144,871	165,439 - 166,500

Series: 1550

2210

Locality Area: Virginia Beach-Norfolk, VA-NC



Special Pay Tables

Report Run On: April 10, 2019

Page 309 of 311

PPS: VB999E01 OPM: 999E PROFESSIONAL Path: ZP Effective:06-Jan-19
 Prev. Yr Rate: Curr. Yr Rate: 0.0015 Loc. Diff: 0.0 Gen. Inc. 1.40 Issued:28-Mar-19

Band:	I	II	III	IV	V
Gs Range:	1-6	7-10	11-12	13-14	15-15
Interval					
01	0 - 0	50,898 - 58,096	62,365 - 77,838	88,888 - 110,073	123,554 - 140,027
02	42,558 - 47,933	58,097 - 70,064	77,839 - 89,443	110,074 - 125,962	140,028 - 152,382
03	47,934 - 55,320	70,065 - 78,042	89,444 - 97,179	125,963 - 136,554	152,383 - 160,619
04	55,321 - 56,980	78,043 - 80,383	97,180 - 100,094	136,555 - 140,651	160,620 - 165,438
05	56,981 - 58,689	80,384 - 82,794	100,095 - 103,097	140,652 - 144,871	165,439 - 166,500

Series: 1550

2210

Locality Area: Virginia Beach-Norfolk, VA-NC



Special Pay Tables

Report Run On: April 10, 2019

Page 310 of 311

PPS: VB999F01 OPM: 999F PROFESSIONAL Path: ZP Effective:06-Jan-19
 Prev. Yr Rate: Curr. Yr Rate: 0.0015 Loc. Diff: 0.0 Gen. Inc. 1.40 Issued:28-Mar-19

Band:	I	II	III	IV	V
Gs Range:	1-6	7-10	11-12	13-14	15-15
Interval					
01	0 - 0	52,353 - 56,206	62,365 - 77,838	88,888 - 110,073	123,554 - 140,027
02	43,732 - 49,120	56,207 - 66,756	77,839 - 89,443	110,074 - 125,962	140,028 - 152,382
03	49,121 - 56,846	66,757 - 73,789	89,444 - 97,179	125,963 - 136,554	152,383 - 160,619
04	56,847 - 58,551	73,790 - 76,003	97,180 - 100,094	136,555 - 140,651	160,620 - 165,438
05	58,552 - 60,308	76,004 - 78,283	100,095 - 103,097	140,652 - 144,871	165,439 - 166,500

Series: 1550

2210

Locality Area: Virginia Beach-Norfolk, VA-NC



Special Pay Tables

Report Run On: April 10, 2019

Page 311 of 311

PPS: VBLEO OPM: LEO ADMINISTRATIVE Path: ZA Effective:06-Jan-19
 Prev. Yr Rate: Curr. Yr Rate: 0.0015 Loc. Diff: 0.0 Gen. Inc. 1.40 Issued:28-Mar-19

Band:	I	II	III	IV	V
Gs Range:	1-6	7-10	11-12	13-14	15-15
Interval					
01	22,079 - 36,987	47,760 - 60,168	62,365 - 77,837	88,888 - 110,072	123,554 - 140,026
02	36,988 - 48,168	60,169 - 69,474	77,838 - 89,441	110,073 - 125,960	140,027 - 152,380
03	48,169 - 55,625	69,475 - 75,681	89,442 - 97,179	125,961 - 136,554	152,381 - 160,619
04	55,626 - 57,294	75,682 - 77,951	97,180 - 100,094	136,555 - 140,651	160,620 - 165,438
05	57,295 - 59,013	77,952 - 80,290	100,095 - 103,097	140,652 - 144,871	165,439 - 166,500

Series: 1811

Locality Area: Virginia Beach-Norfolk, VA-NC