

Special Pay Tables

Report run on: January 13, 2005 9:20 AM

Page 1 of 120

PPS: ATL025 OPM: 0305 PROFESSIONAL

Path: ZP Effective: 09-JAN-05

Prev. Yr Rate .1261

Curr. Yr Rate: .1387

Loc. Diff: 1.01119

Gen. Inc.: 2.5

Issued: 30-DEC-04

Band	I	II	III	IV	V
GS Range	1-6	7-10	11-12	13-14	15-15
Interval					
01	0 - 0	34,807 - 46,429	51,514 - 64,290	73,421 - 90,919	102,056 - 115,666
02	28,792 - 35,724	46,430 - 55,146	64,291 - 73,872	90,920 - 104,043	115,667 - 125,873
03	35,725 - 40,720	55,147 - 60,957	73,873 - 80,260	104,044 - 112,792	125,874 - 132,678
04	40,721 - 41,942	60,958 - 62,786	80,261 - 82,668	112,793 - 116,176	132,679 - 136,658
05	41,943 - 43,200	62,787 - 64,670	82,669 - 85,148	116,177 - 119,661	136,659 - 140,300

Series:

0690

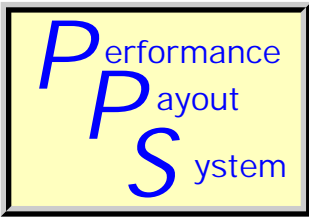
Titles:

Cities:

Counties:

WW 00 0000 000

Locality Area: Atlanta, GA



Special Pay Tables

Report run on: January 13, 2005 9:20 AM

Page 2 of 120

PPS: ATL026 OPM: 0414 PROFESSIONAL

Path: ZP Effective: 09-JAN-05

Prev. Yr Rate .1261

Curr. Yr Rate: .1387

Loc. Diff: 1.01119

Gen. Inc.: 2.5

Issued: 30-DEC-04

Band	I	II	III	IV	V
GS Range	1-6	7-10	11-12	13-14	15-15
Interval					
01	0 - 0	39,738 - 49,169	51,514 - 64,290	73,421 - 90,919	102,056 - 115,666
02	32,084 - 35,724	49,170 - 56,242	64,291 - 73,872	90,920 - 104,043	115,667 - 125,873
03	35,725 - 40,720	56,243 - 60,957	73,873 - 80,260	104,044 - 112,792	125,874 - 132,678
04	40,721 - 41,942	60,958 - 62,786	80,261 - 82,668	112,793 - 116,176	132,679 - 136,658
05	41,943 - 43,200	62,787 - 64,670	82,669 - 85,148	116,177 - 119,661	136,659 - 140,300

Series:

- 0801
- 0804
- 0807
- 0810
- 0830
- 0861
- 0890
- 0893
- 0896

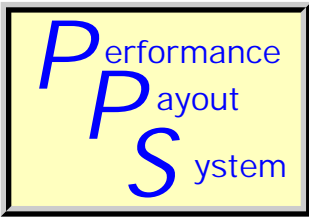
Titles:

Cities:

Counties:

WW 00 0000 000

Locality Area: Atlanta, GA



Special Pay Tables

Report run on: January 13, 2005 9:20 AM

Page 3 of 120

PPS: ATL027 OPM: 999B PROFESSIONAL

Path: ZP Effective: 09-JAN-05

Prev. Yr Rate .1261

Curr. Yr Rate: .1387

Loc. Diff: 1.01119

Gen. Inc.: 2.5

Issued: 30-DEC-04

Band	I	II	III	IV	V
GS Range	1-6	7-10	11-12	13-14	15-15
Interval					
01	0 - 0	40,654 - 50,668	53,382 - 65,328	73,421 - 90,919	102,056 - 115,666
02	34,054 - 38,490	50,669 - 58,178	65,329 - 74,287	90,920 - 104,043	115,667 - 125,873
03	38,491 - 44,276	58,179 - 63,185	74,288 - 80,260	104,044 - 112,792	125,874 - 132,678
04	44,277 - 45,604	63,186 - 65,081	80,261 - 82,668	112,793 - 116,176	132,679 - 136,658
05	45,605 - 46,972	65,082 - 67,033	82,669 - 85,148	116,177 - 119,661	136,659 - 140,300

Series:

- 0334
- 0854
- 1550
- 2210

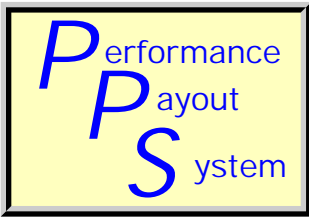
Titles:

Cities:

Counties:

WW 00 0000 000

Locality Area: Atlanta, GA



Special Pay Tables

Report run on: January 13, 2005 9:20 AM

Page 4 of 120

PPS: ATL028 OPM: 0422 PROFESSIONAL

Path: ZP Effective: 09-JAN-05

Prev. Yr Rate .1261

Curr. Yr Rate: .1387

Loc. Diff: 1.01119

Gen. Inc.: 2.5

Issued: 30-DEC-04

Band	I	II	III	IV	V
GS Range	1-6	7-10	11-12	13-14	15-15
Interval					
01	0 - 0	39,738 - 49,169	52,779 - 64,993	73,421 - 90,919	102,056 - 115,666
02	32,084 - 35,724	49,170 - 56,242	64,994 - 74,153	90,920 - 104,043	115,667 - 125,873
03	35,725 - 40,720	56,243 - 60,957	74,154 - 80,260	104,044 - 112,792	125,874 - 132,678
04	40,721 - 41,942	60,958 - 62,786	80,261 - 82,668	112,793 - 116,176	132,679 - 136,658
05	41,943 - 43,200	62,787 - 64,670	82,669 - 85,148	116,177 - 119,661	136,659 - 140,300

Series:

0850
0855

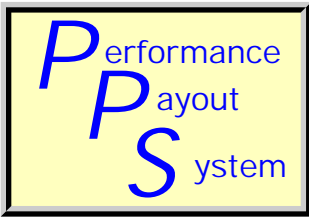
Titles:

Cities:

Counties:

WW 00 0000 000

Locality Area: Atlanta, GA



Special Pay Tables

Report run on: January 13, 2005 9:20 AM

Page 5 of 120

PPS: BOS001 OPM: 0305 PROFESSIONAL

Path: ZP Effective: 09-JAN-05

Prev. Yr Rate .1699

Curr. Yr Rate: .1849

Loc. Diff: 1.01282

Gen. Inc.: 2.5

Issued: 30-DEC-04

Band	I	II	III	IV	V
GS Range	1-6	7-10	11-12	13-14	15-15
Interval					
01	28,792 - 29,375	36,219 - 48,313	53,604 - 66,898	76,400 - 94,608	106,197 - 120,359
02	29,376 - 37,173	48,314 - 57,383	66,899 - 76,869	94,609 - 108,264	120,360 - 130,980
03	37,174 - 42,372	57,384 - 63,430	76,870 - 83,516	108,265 - 117,368	130,981 - 138,061
04	42,373 - 43,643	63,431 - 65,333	83,517 - 86,021	117,369 - 120,889	138,062 - 140,300
05	43,644 - 44,952	65,334 - 67,293	86,022 - 88,602	120,890 - 124,516	140,300 - 140,300

Series:

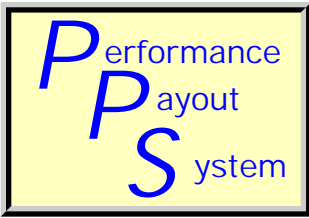
0690

Titles:

Cities:

Counties:

Locality Area: Boston-Worcester-Lawrence, MA-NH-ME-CT-RI



Special Pay Tables

Report run on: January 13, 2005 9:20 AM

Page 6 of 120

PPS: BOS002 OPM: 0414 PROFESSIONAL

Path: ZP Effective: 09-JAN-05

Prev. Yr Rate .1699

Curr. Yr Rate: .1849

Loc. Diff: 1.01282

Gen. Inc.: 2.5

Issued: 30-DEC-04

Band	I	II	III	IV	V
GS Range	1-6	7-10	11-12	13-14	15-15
Interval					
01	0 - 0	39,738 - 50,268	53,604 - 66,898	76,400 - 94,608	106,197 - 120,359
02	32,084 - 37,173	50,269 - 58,165	66,899 - 76,869	94,609 - 108,264	120,360 - 130,980
03	37,174 - 42,372	58,166 - 63,430	76,870 - 83,516	108,265 - 117,368	130,981 - 138,061
04	42,373 - 43,643	63,431 - 65,333	83,517 - 86,021	117,369 - 120,889	138,062 - 140,300
05	43,644 - 44,952	65,334 - 67,293	86,022 - 88,602	120,890 - 124,516	140,300 - 140,300

Series:

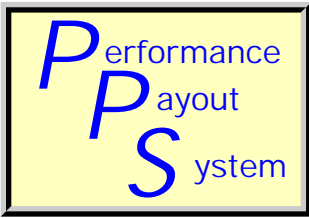
- 0801
- 0804
- 0807
- 0810
- 0830
- 0861
- 0890
- 0893
- 0896

Titles:

Cities:

Counties:

Locality Area: Boston-Worcester-Lawrence, MA-NH-ME-CT-RI



Special Pay Tables

Report run on: January 13, 2005 9:20 AM

Page 7 of 120

PPS: BOS003 OPM: 0422 PROFESSIONAL

Path: ZP Effective: 09-JAN-05

Prev. Yr Rate .1699

Curr. Yr Rate: .1849

Loc. Diff: 1.01282

Gen. Inc.: 2.5

Issued: 30-DEC-04

Band	I	II	III	IV	V
GS Range	1-6	7-10	11-12	13-14	15-15
Interval					
01	0 - 0	39,738 - 50,268	53,604 - 66,898	76,400 - 94,608	106,197 - 120,359
02	32,084 - 37,173	50,269 - 58,165	66,899 - 76,869	94,609 - 108,264	120,360 - 130,980
03	37,174 - 42,372	58,166 - 63,430	76,870 - 83,516	108,265 - 117,368	130,981 - 138,061
04	42,373 - 43,643	63,431 - 65,333	83,517 - 86,021	117,369 - 120,889	138,062 - 140,300
05	43,644 - 44,952	65,334 - 67,293	86,022 - 88,602	120,890 - 124,516	140,300 - 140,300

Series:

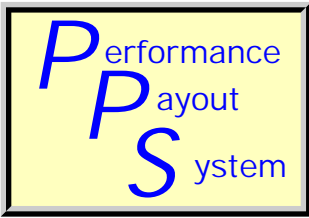
0850
0855

Titles:

Cities:

Counties:

Locality Area: Boston-Worcester-Lawrence, MA-NH-ME-CT-RI



Special Pay Tables

Report run on: January 13, 2005 9:20 AM

Page 8 of 120

PPS: BOS004 OPM: 0023 SCIENTIFIC & TECHNICAL Path: ZT Effective: 09-JAN-05

Prev. Yr Rate .1699 Curr. Yr Rate: .1849 Loc. Diff: 1.01282 Gen. Inc.: 2.5 Issued: 30-DEC-04

Band	I	II	III	IV	V
GS Range	1-4	5-8	9-10	11-12	13-13
Interval					
01	22,660 - 25,641	29,240 - 39,418	44,303 - 52,804	53,604 - 66,898	76,400 - 86,585
02	25,642 - 30,640	39,419 - 47,051	52,805 - 59,180	66,899 - 76,869	86,586 - 94,224
03	30,641 - 33,972	47,052 - 52,140	59,181 - 63,430	76,870 - 83,516	94,225 - 99,317
04	33,973 - 34,991	52,141 - 53,704	63,431 - 65,333	83,517 - 86,021	99,318 - 102,297
05	34,992 - 36,041	53,705 - 55,315	65,334 - 67,293	86,022 - 88,602	102,298 - 105,366

Series:

0332
1531

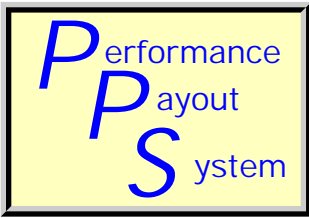
Titles:

Cities:

Counties:

ESSEX MA 25 0000 009	MIDDLESEX MA 25 0000 017
NORFOLK MA 25 0000 021	PLYMOUTH MA 25 0000 023
SUFFOLK MA 25 0000 025	WORCESTER MA 25 0000 027

Locality Area: Boston-Worcester-Lawrence, MA-NH-ME-CT-RI



Special Pay Tables

Report run on: January 13, 2005 9:20 AM

Page 9 of 120

PPS: BOS005 OPM: 0023 CLERICAL AND SUPPORT Path: ZS Effective: 09-JAN-05

Prev. Yr Rate .1699 Curr. Yr Rate: .1849 Loc. Diff: 1.01282 Gen. Inc.: 2.5 Issued: 30-DEC-04

Band	I	II	III	IV	V
GS Range	1-2	3-4	5-6	7-8	9-10
Interval					
01	22,660 - 22,938	24,232 - 28,561	29,240 - 35,076	36,219 - 43,295	44,303 - 52,804
02	22,939 - 25,909	28,562 - 31,808	35,077 - 39,454	43,296 - 48,602	52,805 - 59,180
03	25,910 - 27,889	31,809 - 33,972	39,455 - 42,372	48,603 - 52,140	59,181 - 63,430
04	27,890 - 28,726	33,973 - 34,991	42,373 - 43,643	52,141 - 53,704	63,431 - 65,333
05	28,727 - 29,588	34,992 - 36,041	43,644 - 44,952	53,705 - 55,315	65,334 - 67,293

Series:

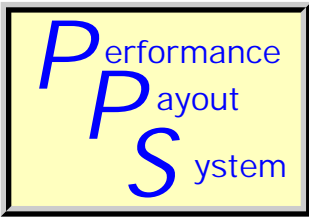
- 0029
- 0303
- 0305
- 0309
- 0318
- 0322
- 0326
- 0335
- 0344
- 0525
- 0561
- 0963
- 1001
- 1087
- 1101
- 1105
- 1411
- 2005
- 2102

Titles: DATA TRANSCRIBER OFFICE AUTOMATION STENOGRAPHY
 STENOGRAPHY AND TYPING TYPING

Cities:

Counties: ESSEX MA 25 0000 009 MIDDLESEX MA 25 0000 017
 NORFOLK MA 25 0000 021 PLYMOUTH MA 25 0000 023
 SUFFOLK MA 25 0000 025 WORCESTER MA 25 0000 027

Locality Area: Boston-Worcester-Lawrence, MA-NH-ME-CT-RI



Special Pay Tables

Report run on: January 13, 2005 9:20 AM

Page 10 of 120

PPS: BOS048 OPM: 0023 ADMINISTRATIVE Path: ZA Effective: 09-JAN-05

Prev. Yr Rate .1699 Curr. Yr Rate: .1849 Loc. Diff: 1.01282 Gen. Inc.: 2.5 Issued: 30-DEC-04

Band	I	II	III	IV	V
GS Range	1-6	7-10	11-12	13-14	15-15
Interval					
01	22,660 - 29,375	36,219 - 48,313	53,604 - 66,898	76,400 - 94,608	106,197 - 120,359
02	29,376 - 37,173	48,314 - 57,383	66,899 - 76,869	94,609 - 108,264	120,360 - 130,980
03	37,174 - 42,372	57,384 - 63,430	76,870 - 83,516	108,265 - 117,368	130,981 - 138,061
04	42,373 - 43,643	63,431 - 65,333	83,517 - 86,021	117,369 - 120,889	138,062 - 140,300
05	43,644 - 44,952	65,334 - 67,293	86,022 - 88,602	120,890 - 124,516	140,300 - 140,300

Series:

1001
1101

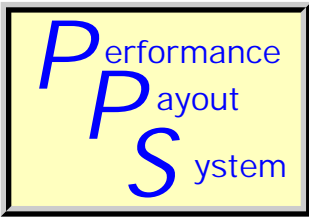
Titles:

Cities:

Counties:

ESSEX MA 25 0000 009	MIDDLESEX MA 25 0000 017
NORFOLK MA 25 0000 021	PLYMOUTH MA 25 0000 023
SUFFOLK MA 25 0000 025	WORCESTER MA 25 0000 027

Locality Area: Boston-Worcester-Lawrence, MA-NH-ME-CT-RI



Special Pay Tables

Report run on: January 13, 2005 9:20 AM

Page 11 of 120

PPS: BOS074 OPM: 999D PROFESSIONAL

Path: ZP Effective: 09-JAN-05

Prev. Yr Rate .1699

Curr. Yr Rate: .1849

Loc. Diff: 1.01282

Gen. Inc.: 2.5

Issued: 30-DEC-04

Band	I	II	III	IV	V
GS Range	1-6	7-10	11-12	13-14	15-15
Interval					
01	0 - 0	42,182 - 52,165	55,644 - 68,032	76,400 - 94,608	106,197 - 120,359
02	35,288 - 39,902	52,166 - 59,652	68,033 - 77,322	94,609 - 108,264	120,360 - 130,980
03	39,903 - 45,880	59,653 - 64,643	77,323 - 83,516	108,265 - 117,368	130,981 - 138,061
04	45,881 - 47,256	64,644 - 66,582	83,517 - 86,021	117,369 - 120,889	138,062 - 140,300
05	47,257 - 48,674	66,583 - 68,579	86,022 - 88,602	120,890 - 124,516	140,300 - 140,300

Series:

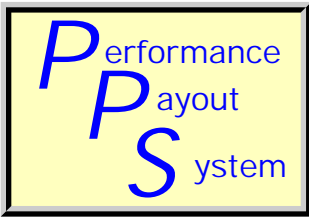
- 0334
- 0854
- 1550
- 2210

Titles:

Cities:

Counties:

Locality Area: Boston-Worcester-Lawrence, MA-NH-ME-CT-RI



Special Pay Tables

Report run on: January 13, 2005 9:20 AM

Page 12 of 120

PPS: BOS075 OPM: 983C CLERICAL AND SUPPORT Path: ZS Effective: 09-JAN-05

Prev. Yr Rate .1699 Curr. Yr Rate: .1849 Loc. Diff: 1.01282 Gen. Inc.: 2.5 Issued: 30-DEC-04

Band	I	II	III	IV	V
GS Range	1-2	3-4	5-6	7-8	9-10
Interval					
01	18,977 - 22,476	30,217 - 34,245	33,807 - 40,555	41,877 - 49,081	47,485 - 55,407
02	22,477 - 25,100	34,246 - 37,265	40,556 - 45,617	49,082 - 54,483	55,408 - 61,348
03	25,101 - 26,850	37,266 - 39,279	45,618 - 48,991	54,484 - 58,085	61,349 - 65,309
04	26,851 - 27,656	39,280 - 40,457	48,992 - 50,461	58,086 - 59,828	65,310 - 67,268
05	27,657 - 28,486	40,458 - 41,671	50,462 - 51,975	59,829 - 61,623	67,269 - 69,286

Series:

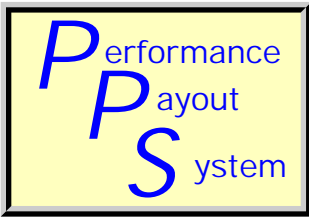
0083

Titles:

Cities:

Counties:

Locality Area: Boston-Worcester-Lawrence, MA-NH-ME-CT-RI



Special Pay Tables

Report run on: January 13, 2005 9:20 AM

Page 13 of 120

PPS: CHI001 OPM: 0305 PROFESSIONAL

Path: ZP Effective: 09-JAN-05

Prev. Yr Rate .1826

Curr. Yr Rate: .197

Loc. Diff: 1.01218

Gen. Inc.: 2.5

Issued: 30-DEC-04

Band	I	II	III	IV	V
GS Range	1-6	7-10	11-12	13-14	15-15
Interval					
01	28,792 - 29,675	36,589 - 48,806	54,151 - 67,581	77,180 - 95,574	107,281 - 121,588
02	29,676 - 37,553	48,807 - 57,969	67,582 - 77,654	95,575 - 109,369	121,589 - 132,318
03	37,554 - 42,805	57,970 - 64,078	77,655 - 84,369	109,370 - 118,566	132,319 - 139,471
04	42,806 - 44,089	64,079 - 66,000	84,370 - 86,900	118,567 - 122,123	139,472 - 140,300
05	44,090 - 45,412	66,001 - 67,980	86,901 - 89,507	122,124 - 125,787	140,300 - 140,300

Series:

0690

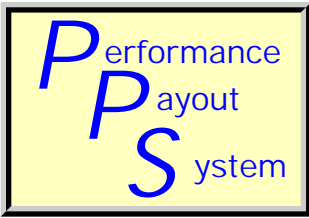
Titles:

Cities:

Counties:

WW 00 0000 000

Locality Area: Chicago-Gary-Kenosha, IL-IN-WI



Special Pay Tables

Report run on: January 13, 2005 9:20 AM

Page 14 of 120

PPS: CHI002 OPM: 999D PROFESSIONAL

Path: ZP Effective: 09-JAN-05

Prev. Yr Rate .1826

Curr. Yr Rate: .197

Loc. Diff: 1.01218

Gen. Inc.: 2.5

Issued: 30-DEC-04

Band	I	II	III	IV	V
GS Range	1-6	7-10	11-12	13-14	15-15
Interval					
01	0 - 0	42,182 - 52,165	55,644 - 68,411	77,180 - 95,574	107,281 - 121,588
02	35,288 - 39,945	52,166 - 59,652	68,412 - 77,986	95,575 - 109,369	121,589 - 132,318
03	39,946 - 45,880	59,653 - 64,643	77,987 - 84,369	109,370 - 118,566	132,319 - 139,471
04	45,881 - 47,256	64,644 - 66,582	84,370 - 86,900	118,567 - 122,123	139,472 - 140,300
05	47,257 - 48,674	66,583 - 68,579	86,901 - 89,507	122,124 - 125,787	140,300 - 140,300

Series:

0334
0854
1550
2210

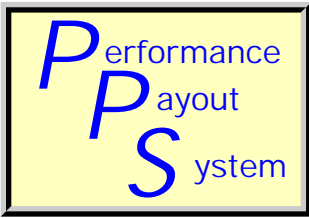
Titles:

Cities:

Counties:

WW 00 0000 000

Locality Area: Chicago-Gary-Kenosha, IL-IN-WI



Special Pay Tables

Report run on: January 13, 2005 9:20 AM

Page 15 of 120

PPS: CHI003 OPM: 0414 PROFESSIONAL

Path: ZP Effective: 09-JAN-05

Prev. Yr Rate .1826

Curr. Yr Rate: .197

Loc. Diff: 1.01218

Gen. Inc.: 2.5

Issued: 30-DEC-04

Band	I	II	III	IV	V
GS Range	1-6	7-10	11-12	13-14	15-15
Interval					
01	0 - 0	39,738 - 50,556	54,151 - 67,581	77,180 - 95,574	107,281 - 121,588
02	32,084 - 37,553	50,557 - 58,669	67,582 - 77,654	95,575 - 109,369	121,589 - 132,318
03	37,554 - 42,805	58,670 - 64,078	77,655 - 84,369	109,370 - 118,566	132,319 - 139,471
04	42,806 - 44,089	64,079 - 66,000	84,370 - 86,900	118,567 - 122,123	139,472 - 140,300
05	44,090 - 45,412	66,001 - 67,980	86,901 - 89,507	122,124 - 125,787	140,300 - 140,300

Series:

- 0801
- 0804
- 0807
- 0810
- 0830
- 0861
- 0890
- 0893
- 0896

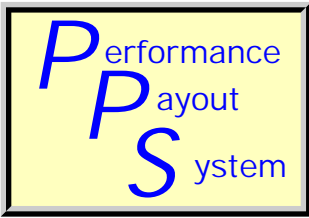
Titles:

Cities:

Counties:

WW 00 0000 000

Locality Area: Chicago-Gary-Kenosha, IL-IN-WI



Special Pay Tables

Report run on: January 13, 2005 9:20 AM

Page 16 of 120

PPS: CHI004 OPM: 983C CLERICAL AND SUPPORT Path: ZS Effective: 09-JAN-05

Prev. Yr Rate .1826 Curr. Yr Rate: .197 Loc. Diff: 1.01218 Gen. Inc.: 2.5 Issued: 30-DEC-04

Band	I	II	III	IV	V
GS Range	1-2	3-4	5-6	7-8	9-10
Interval					
01	19,171 - 22,706	30,217 - 34,245	33,807 - 40,555	41,877 - 49,081	47,485 - 55,407
02	22,707 - 25,357	34,246 - 37,265	40,556 - 45,617	49,082 - 54,483	55,408 - 61,348
03	25,358 - 27,124	37,266 - 39,279	45,618 - 48,991	54,484 - 58,085	61,349 - 65,309
04	27,125 - 27,938	39,280 - 40,457	48,992 - 50,461	58,086 - 59,828	65,310 - 67,268
05	27,939 - 28,776	40,458 - 41,671	50,462 - 51,975	59,829 - 61,623	67,269 - 69,286

Series:

0083

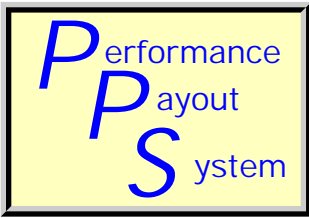
Titles:

Cities:

Counties:

WW 00 0000 000

Locality Area: Chicago-Gary-Kenosha, IL-IN-WI



Special Pay Tables

Report run on: January 13, 2005 9:20 AM

Page 17 of 120

PPS: CHI005 OPM: 0422 PROFESSIONAL

Path: ZP Effective: 09-JAN-05

Prev. Yr Rate .1826

Curr. Yr Rate: .197

Loc. Diff: 1.01218

Gen. Inc.: 2.5

Issued: 30-DEC-04

Band	I	II	III	IV	V
GS Range	1-6	7-10	11-12	13-14	15-15
Interval					
01	0 - 0	39,738 - 50,556	54,151 - 67,581	77,180 - 95,574	107,281 - 121,588
02	32,084 - 37,553	50,557 - 58,669	67,582 - 77,654	95,575 - 109,369	121,589 - 132,318
03	37,554 - 42,805	58,670 - 64,078	77,655 - 84,369	109,370 - 118,566	132,319 - 139,471
04	42,806 - 44,089	64,079 - 66,000	84,370 - 86,900	118,567 - 122,123	139,472 - 140,300
05	44,090 - 45,412	66,001 - 67,980	86,901 - 89,507	122,124 - 125,787	140,300 - 140,300

Series:

0850
0855

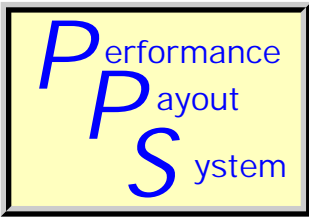
Titles:

Cities:

Counties:

WW 00 0000 000

Locality Area: Chicago-Gary-Kenosha, IL-IN-WI



Special Pay Tables

Report run on: January 13, 2005 9:20 AM

Page 18 of 120

PPS: DAY013 OPM: 0305 PROFESSIONAL

Path: ZP Effective: 09-JAN-05

Prev. Yr Rate .1203

Curr. Yr Rate: .1286

Loc. Diff: 1.00741

Gen. Inc.: 2.5

Issued: 30-DEC-04

Band	I	II	III	IV	V
GS Range	1-6	7-10	11-12	13-14	15-15
Interval					
01	0 - 0	34,643 - 46,098	51,057 - 63,720	72,770 - 90,113	101,151 - 114,640
02	28,792 - 35,407	46,099 - 54,689	63,721 - 73,217	90,114 - 103,120	114,641 - 124,757
03	35,408 - 40,359	54,690 - 60,416	73,218 - 79,548	103,121 - 111,791	124,758 - 131,501
04	40,360 - 41,570	60,417 - 62,228	79,549 - 81,934	111,792 - 115,145	131,502 - 135,446
05	41,571 - 42,817	62,229 - 64,095	81,935 - 84,392	115,146 - 118,599	135,447 - 139,509

Series:

0690

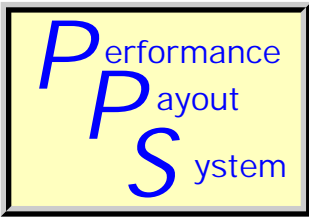
Titles:

Cities:

Counties:

WW 00 0000 000

Locality Area: Dayton-Springfield, OH



Special Pay Tables

Report run on: January 13, 2005 9:20 AM

Page 19 of 120

PPS: DAY014 OPM: 0414 PROFESSIONAL

Path: ZP Effective: 09-JAN-05

Prev. Yr Rate .1203

Curr. Yr Rate: .1286

Loc. Diff: 1.00741

Gen. Inc.: 2.5

Issued: 30-DEC-04

Band	I	II	III	IV	V
GS Range	1-6	7-10	11-12	13-14	15-15
Interval					
01	0 - 0	39,738 - 48,928	51,271 - 63,839	72,770 - 90,113	101,151 - 114,640
02	32,084 - 35,407	48,929 - 55,821	63,840 - 73,264	90,114 - 103,120	114,641 - 124,757
03	35,408 - 40,359	55,822 - 60,416	73,265 - 79,548	103,121 - 111,791	124,758 - 131,501
04	40,360 - 41,570	60,417 - 62,228	79,549 - 81,934	111,792 - 115,145	131,502 - 135,446
05	41,571 - 42,817	62,229 - 64,095	81,935 - 84,392	115,146 - 118,599	135,447 - 139,509

Series:

- 0801
- 0804
- 0807
- 0810
- 0830
- 0861
- 0890
- 0893
- 0896

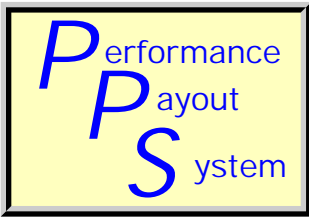
Titles:

Cities:

Counties:

WW 00 0000 000

Locality Area: Dayton-Springfield, OH



Special Pay Tables

Report run on: January 13, 2005 9:20 AM

Page 20 of 120

PPS: DAY015 OPM: 0422 PROFESSIONAL

Path: ZP Effective: 09-JAN-05

Prev. Yr Rate .1203

Curr. Yr Rate: .1286

Loc. Diff: 1.00741

Gen. Inc.: 2.5

Issued: 30-DEC-04

Band	I	II	III	IV	V
GS Range	1-6	7-10	11-12	13-14	15-15
Interval					
01	0 - 0	39,738 - 48,928	52,779 - 64,676	72,770 - 90,113	101,151 - 114,640
02	32,084 - 35,407	48,929 - 55,821	64,677 - 73,599	90,114 - 103,120	114,641 - 124,757
03	35,408 - 40,359	55,822 - 60,416	73,600 - 79,548	103,121 - 111,791	124,758 - 131,501
04	40,360 - 41,570	60,417 - 62,228	79,549 - 81,934	111,792 - 115,145	131,502 - 135,446
05	41,571 - 42,817	62,229 - 64,095	81,935 - 84,392	115,146 - 118,599	135,447 - 139,509

Series:

0850
0855

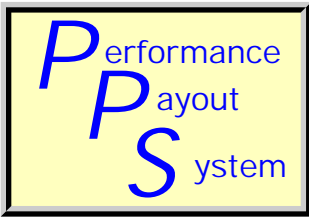
Titles:

Cities:

Counties:

WW 00 0000 000

Locality Area: Dayton-Springfield, OH



Special Pay Tables

Report run on: January 13, 2005 9:20 AM

Page 21 of 120

PPS: DAY075 OPM: 999B PROFESSIONAL

Path: ZP Effective: 09-JAN-05

Prev. Yr Rate .1203

Curr. Yr Rate: .1286

Loc. Diff: 1.00741

Gen. Inc.: 2.5

Issued: 30-DEC-04

Band	I	II	III	IV	V
GS Range	1-6	7-10	11-12	13-14	15-15
Interval					
01	0 - 0	40,654 - 50,668	53,382 - 65,055	72,770 - 90,113	101,151 - 114,640
02	34,054 - 38,454	50,669 - 58,178	65,056 - 73,810	90,114 - 103,120	114,641 - 124,757
03	38,455 - 44,276	58,179 - 63,185	73,811 - 79,647	103,121 - 111,791	124,758 - 131,501
04	44,277 - 45,604	63,186 - 65,081	79,648 - 82,036	111,792 - 115,145	131,502 - 135,446
05	45,605 - 46,972	65,082 - 67,033	82,037 - 84,497	115,146 - 118,599	135,447 - 139,509

Series:

- 0334
- 0854
- 1550
- 2210

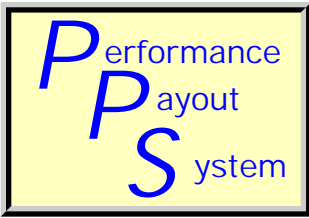
Titles:

Cities:

Counties:

WW 00 0000 000

Locality Area: Dayton-Springfield, OH



Special Pay Tables

Report run on: January 13, 2005 9:20 AM

Page 22 of 120

PPS: DCB002 OPM: 983D CLERICAL AND SUPPORT Path: ZS Effective: 09-JAN-05

Prev. Yr Rate .1463 Curr. Yr Rate: .1598 Loc. Diff: 1.01178 Gen. Inc.: 2.5 Issued: 30-DEC-04

Band	I	II	III	IV	V
GS Range	1-2	3-4	5-6	7-8	9-10
Interval					
01	18,575 - 22,000	31,099 - 35,244	34,795 - 41,740	43,099 - 50,542	48,981 - 57,189
02	22,001 - 24,569	35,245 - 38,353	41,741 - 46,949	50,543 - 56,124	57,190 - 63,346
03	24,570 - 26,281	38,354 - 40,426	46,950 - 50,422	56,125 - 59,845	63,347 - 67,450
04	26,282 - 27,069	40,427 - 41,639	50,423 - 51,935	59,846 - 61,640	67,451 - 69,474
05	27,070 - 27,881	41,640 - 42,888	51,936 - 53,493	61,641 - 63,489	69,475 - 71,558

Series:

0083

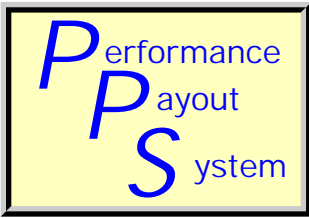
Titles:

Cities:

Counties:

WW 00 0000 000

Locality Area: Washington-Baltimore, DC-MD-VA-WV



Special Pay Tables

Report run on: January 13, 2005 9:20 AM

Page 23 of 120

PPS: DCB038 OPM: 0032 PROFESSIONAL

Path: ZP Effective: 09-JAN-05

Prev. Yr Rate .1463

Curr. Yr Rate: .1598

Loc. Diff: 1.01178

Gen. Inc.: 2.5

Issued: 30-DEC-04

Band	I	II	III	IV	V
GS Range	1-6	7-10	11-12	13-14	15-15
Interval					
01	0 - 0	40,960 - 51,702	59,263 - 70,829	74,782 - 92,604	103,947 - 117,809
02	36,522 - 41,060	51,703 - 59,758	70,830 - 79,503	92,605 - 105,971	117,810 - 128,205
03	41,061 - 47,484	59,759 - 65,129	79,504 - 85,286	105,972 - 114,882	128,206 - 135,136
04	47,485 - 48,909	65,130 - 67,083	85,287 - 87,845	114,883 - 118,328	135,137 - 139,190
05	48,910 - 50,376	67,084 - 69,095	87,846 - 90,480	118,329 - 121,878	139,191 - 140,300

Series:

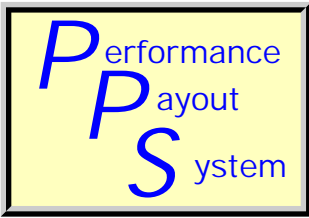
1529

Titles:

Cities:

Counties: DIST OF COLUMBIA DC 11 0000 001 ANNE ARUNDEL MD 24 0000 003
 CALVERT MD 24 0000 009 CHARLES MD 24 0000 017
 FREDERICK MD 24 0000 021 MONTGOMERY MD 24 0000 031
 PRINCE GEORGES MD 24 0000 033 ARLINGTON VA 51 0000 013
 FAIRFAX VA 51 0000 059 LOUDOUN VA 51 0000 107
 PRINCE WILLIAM VA 51 0000 153 STAFFORD VA 51 0000 179

Locality Area: Washington-Baltimore, DC-MD-VA-WV



Special Pay Tables

Report run on: January 13, 2005 9:20 AM

Page 24 of 120

PPS: DCB039 OPM: 0305 PROFESSIONAL

Path: ZP Effective: 09-JAN-05

Prev. Yr Rate .1463

Curr. Yr Rate: .1598

Loc. Diff: 1.01178

Gen. Inc.: 2.5

Issued: 30-DEC-04

Band	I	II	III	IV	V
GS Range	1-6	7-10	11-12	13-14	15-15
Interval					
01	0 - 0	35,452 - 47,289	52,468 - 65,481	74,782 - 92,604	103,947 - 117,809
02	28,792 - 36,385	47,290 - 56,167	65,482 - 75,241	92,605 - 105,971	117,810 - 128,205
03	36,386 - 41,474	56,168 - 62,086	75,242 - 81,747	105,972 - 114,882	128,206 - 135,136
04	41,475 - 42,718	62,087 - 63,949	81,748 - 84,199	114,883 - 118,328	135,137 - 139,190
05	42,719 - 44,000	63,950 - 65,867	84,200 - 86,725	118,329 - 121,878	139,191 - 140,300

Series:

0690

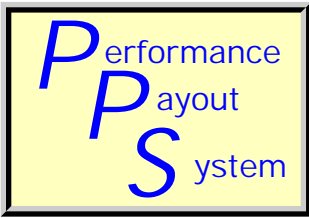
Titles:

Cities:

Counties:

WW 00 0000 000

Locality Area: Washington-Baltimore, DC-MD-VA-WV



Special Pay Tables

Report run on: January 13, 2005 9:20 AM

Page 25 of 120

PPS: DCB040 OPM: 0414 PROFESSIONAL

Path: ZP Effective: 09-JAN-05

Prev. Yr Rate .1463

Curr. Yr Rate: .1598

Loc. Diff: 1.01178

Gen. Inc.: 2.5

Issued: 30-DEC-04

Band	I	II	III	IV	V
GS Range	1-6	7-10	11-12	13-14	15-15
Interval					
01	0 - 0	39,738 - 49,670	52,468 - 65,481	74,782 - 92,604	103,947 - 117,809
02	32,084 - 36,385	49,671 - 57,120	65,482 - 75,241	92,605 - 105,971	117,810 - 128,205
03	36,386 - 41,474	57,121 - 62,086	75,242 - 81,747	105,972 - 114,882	128,206 - 135,136
04	41,475 - 42,718	62,087 - 63,949	81,748 - 84,199	114,883 - 118,328	135,137 - 139,190
05	42,719 - 44,000	63,950 - 65,867	84,200 - 86,725	118,329 - 121,878	139,191 - 140,300

Series:

- 0801
- 0804
- 0807
- 0810
- 0819
- 0830
- 0861
- 0890
- 0893
- 0896

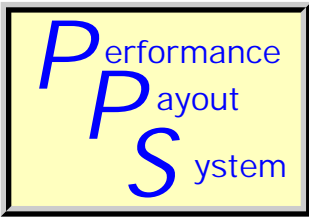
Titles:

Cities:

Counties:

WW 00 0000 000

Locality Area: Washington-Baltimore, DC-MD-VA-WV



Special Pay Tables

Report run on: January 13, 2005 9:20 AM

Page 26 of 120

PPS: DCB041 OPM: 0422 PROFESSIONAL

Path: ZP Effective: 09-JAN-05

Prev. Yr Rate .1463

Curr. Yr Rate: .1598

Loc. Diff: 1.01178

Gen. Inc.: 2.5

Issued: 30-DEC-04

Band	I	II	III	IV	V
GS Range	1-6	7-10	11-12	13-14	15-15
Interval					
01	0 - 0	39,738 - 49,670	52,779 - 65,654	74,782 - 92,604	103,947 - 117,809
02	32,084 - 36,385	49,671 - 57,120	65,655 - 75,310	92,605 - 105,971	117,810 - 128,205
03	36,386 - 41,474	57,121 - 62,086	75,311 - 81,747	105,972 - 114,882	128,206 - 135,136
04	41,475 - 42,718	62,087 - 63,949	81,748 - 84,199	114,883 - 118,328	135,137 - 139,190
05	42,719 - 44,000	63,950 - 65,867	84,200 - 86,725	118,329 - 121,878	139,191 - 140,300

Series:

0850
0855

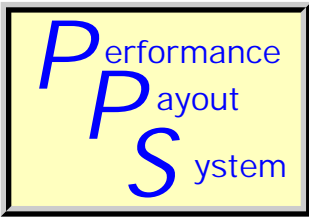
Titles:

Cities:

Counties:

WW 00 0000 000

Locality Area: Washington-Baltimore, DC-MD-VA-WV



Special Pay Tables

Report run on: January 13, 2005 9:20 AM

Page 27 of 120

PPS: DCB044 OPM: 0164 ADMINISTRATIVE

Path: ZA Effective: 09-JAN-05

Prev. Yr Rate .1463

Curr. Yr Rate: .1598

Loc. Diff: 1.01178

Gen. Inc.: 2.5

Issued: 30-DEC-04

Band	I	II	III	IV	V
GS Range	1-6	7-10	11-12	13-14	15-15
Interval					
01	0 - 0	35,452 - 47,289	52,468 - 65,481	74,782 - 92,604	103,947 - 117,809
02	28,792 - 36,385	47,290 - 56,167	65,482 - 75,241	92,605 - 105,971	117,810 - 128,205
03	36,386 - 41,474	56,168 - 62,086	75,242 - 81,747	105,972 - 114,882	128,206 - 135,136
04	41,475 - 42,718	62,087 - 63,949	81,748 - 84,199	114,883 - 118,328	135,137 - 139,190
05	42,719 - 44,000	63,950 - 65,867	84,200 - 86,725	118,329 - 121,878	139,191 - 140,300

Series:

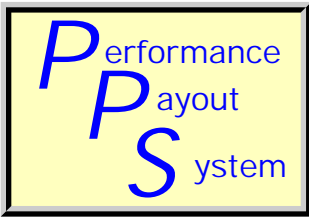
0510
0511

Titles:

Cities:

Counties: DIST OF COLUMBIA DC 11 0000 001 CALVERT MD 24 0000 009
 CHARLES MD 24 0000 017 FREDERICK MD 24 0000 021
 MONTGOMERY MD 24 0000 031 PRINCE GEORGES MD 24 0000 033
 ARLINGTON VA 51 0000 013 FAIRFAX VA 51 0000 059
 LOUDOUN VA 51 0000 107 PRINCE WILLIAM VA 51 0000 153
 STAFFORD VA 51 0000 179

Locality Area: Washington-Baltimore, DC-MD-VA-WV



Special Pay Tables

Report run on: January 13, 2005 9:20 AM

Page 28 of 120

PPS: DCB045 OPM: 0304 ADMINISTRATIVE

Path: ZA Effective: 09-JAN-05

Prev. Yr Rate .1463

Curr. Yr Rate: .1598

Loc. Diff: 1.01178

Gen. Inc.: 2.5

Issued: 30-DEC-04

Band	I	II	III	IV	V
GS Range	1-6	7-10	11-12	13-14	15-15
Interval					
01	26,466 - 28,752	35,452 - 47,289	52,779 - 65,654	74,782 - 92,604	103,947 - 117,809
02	28,753 - 36,385	47,290 - 56,167	65,655 - 75,310	92,605 - 105,971	117,810 - 128,205
03	36,386 - 41,474	56,168 - 62,086	75,311 - 81,747	105,972 - 114,882	128,206 - 135,136
04	41,475 - 42,718	62,087 - 63,949	81,748 - 84,199	114,883 - 118,328	135,137 - 139,190
05	42,719 - 44,000	63,950 - 65,867	84,200 - 86,725	118,329 - 121,878	139,191 - 140,300

Series:

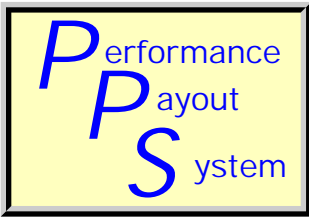
0610

Titles:

Cities:

Counties: DIST OF COLUMBIA DC 11 0000 001 CALVERT MD 24 0000 009
 CHARLES MD 24 0000 017 FREDERICK MD 24 0000 021
 MONTGOMERY MD 24 0000 031 PRINCE GEORGES MD 24 0000 033
 ARLINGTON VA 51 0000 013 FAIRFAX VA 51 0000 059
 LOUDOUN VA 51 0000 107 PRINCE WILLIAM VA 51 0000 153
 STAFFORD VA 51 0000 179

Locality Area: Washington-Baltimore, DC-MD-VA-WV



Special Pay Tables

Report run on: January 13, 2005 9:20 AM

Page 29 of 120

PPS: DCB046 OPM: 0342 ADMINISTRATIVE

Path: ZA Effective: 09-JAN-05

Prev. Yr Rate .1463

Curr. Yr Rate: .1598

Loc. Diff: 1.01178

Gen. Inc.: 2.5

Issued: 30-DEC-04

Band	I	II	III	IV	V
GS Range	1-6	7-10	11-12	13-14	15-15
Interval					
01	27,969 - 28,752	35,452 - 47,289	52,468 - 65,481	74,782 - 92,604	103,947 - 117,809
02	28,753 - 36,385	47,290 - 56,167	65,482 - 75,241	92,605 - 105,971	117,810 - 128,205
03	36,386 - 41,474	56,168 - 62,086	75,242 - 81,747	105,972 - 114,882	128,206 - 135,136
04	41,475 - 42,718	62,087 - 63,949	81,748 - 84,199	114,883 - 118,328	135,137 - 139,190
05	42,719 - 44,000	63,950 - 65,867	84,200 - 86,725	118,329 - 121,878	139,191 - 140,300

Series:

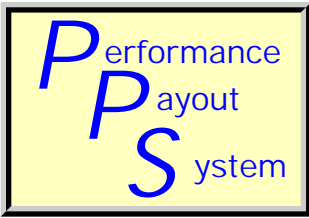
1170

Titles:

Cities:

Counties: DIST OF COLUMBIA DC 11 0000 001 CALVERT MD 24 0000 009
 CHARLES MD 24 0000 017 FREDERICK MD 24 0000 021
 MONTGOMERY MD 24 0000 031 PRINCE GEORGES MD 24 0000 033
 ARLINGTON VA 51 0000 013 FAIRFAX VA 51 0000 059
 LOUDOUN VA 51 0000 107 PRINCE WILLIAM VA 51 0000 153
 STAFFORD VA 51 0000 179

Locality Area: Washington-Baltimore, DC-MD-VA-WV



Special Pay Tables

Report run on: January 13, 2005 9:20 AM

Page 30 of 120

PPS: DCB047 OPM: 0029 CLERICAL AND SUPPORT Path: ZS Effective: 09-JAN-05

Prev. Yr Rate .1463 Curr. Yr Rate: .1598 Loc. Diff: 1.01178 Gen. Inc.: 2.5 Issued: 30-DEC-04

Band	I	II	III	IV	V
GS Range	1-2	3-4	5-6	7-8	9-10
Interval					
01	22,079 - 22,456	23,577 - 27,877	28,620 - 34,333	35,452 - 42,378	43,365 - 51,685
02	22,457 - 25,367	27,878 - 31,103	34,334 - 38,618	42,379 - 47,573	51,686 - 57,926
03	25,368 - 27,308	31,104 - 33,253	38,619 - 41,474	47,574 - 51,036	57,927 - 62,086
04	27,309 - 28,127	33,254 - 34,251	41,475 - 42,718	51,037 - 52,567	62,087 - 63,949
05	28,128 - 28,971	34,252 - 35,279	42,719 - 44,000	52,568 - 54,144	63,950 - 65,867

Series:

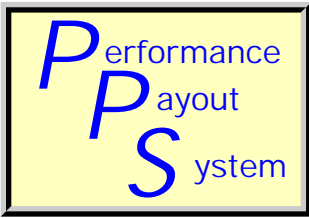
- 0312
- 0318
- 0322
- 0326
- 0356

Titles: DATA TRANSCRIBER OFFICE AUTOMATION STENOGRAPHY
STENOGRAPHY AND TYPING TYPING

Cities:

Counties: DIST OF COLUMBIA DC 11 0000 001 CALVERT MD 24 0000 009
CHARLES MD 24 0000 017 FREDERICK MD 24 0000 021
MONTGOMERY MD 24 0000 031 PRINCE GEORGES MD 24 0000 033
ARLINGTON VA 51 0000 013 FAIRFAX VA 51 0000 059
LOUDOUN VA 51 0000 107 PRINCE WILLIAM VA 51 0000 153
STAFFORD VA 51 0000 179

Locality Area: Washington-Baltimore, DC-MD-VA-WV



Special Pay Tables

Report run on: January 13, 2005 9:20 AM

Page 31 of 120

PPS: DCB076 OPM: 999C PROFESSIONAL

Path: ZP Effective: 09-JAN-05

Prev. Yr Rate .1463

Curr. Yr Rate: .1598

Loc. Diff: 1.01178

Gen. Inc.: 2.5

Issued: 30-DEC-04

Band	I	II	III	IV	V
GS Range	1-6	7-10	11-12	13-14	15-15
Interval					
01	0 - 0	41,265 - 51,007	54,287 - 66,491	74,782 - 92,604	103,947 - 117,809
02	34,548 - 39,064	51,008 - 58,314	66,492 - 75,645	92,605 - 105,971	117,810 - 128,205
03	39,065 - 44,918	58,315 - 63,185	75,646 - 81,747	105,972 - 114,882	128,206 - 135,136
04	44,919 - 46,266	63,186 - 65,081	81,748 - 84,199	114,883 - 118,328	135,137 - 139,190
05	46,267 - 47,654	65,082 - 67,033	84,200 - 86,725	118,329 - 121,878	139,191 - 140,300

Series:

0334
0854
1550
2210

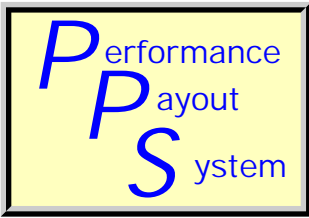
Titles:

Cities:

Counties:

WW 00 0000 000

Locality Area: Washington-Baltimore, DC-MD-VA-WV



Special Pay Tables

Report run on: January 13, 2005 9:20 AM

Page 32 of 120

PPS: DCB077 OPM: 0223 PROFESSIONAL

Path: ZP Effective: 09-JAN-05

Prev. Yr Rate .1463

Curr. Yr Rate: .1598

Loc. Diff: 1.01178

Gen. Inc.: 2.5

Issued: 30-DEC-04

Band	I	II	III	IV	V
GS Range	1-6	7-10	11-12	13-14	15-15
Interval					
01	0 - 0	39,738 - 49,670	52,468 - 65,481	74,782 - 92,604	103,947 - 117,809
02	32,084 - 36,385	49,671 - 57,120	65,482 - 75,241	92,605 - 105,971	117,810 - 128,205
03	36,386 - 41,474	57,121 - 62,086	75,242 - 81,747	105,972 - 114,882	128,206 - 135,136
04	41,475 - 42,718	62,087 - 63,949	81,748 - 84,199	114,883 - 118,328	135,137 - 139,190
05	42,719 - 44,000	63,950 - 65,867	84,200 - 86,725	118,329 - 121,878	139,191 - 140,300

Series:

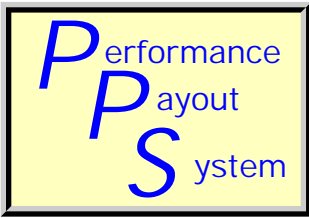
1370

Titles:

Cities:

Counties: DIST OF COLUMBIA DC 11 0000 001 CALVERT MD 24 0000 009
 CHARLES MD 24 0000 017 FREDERICK MD 24 0000 021
 MONTGOMERY MD 24 0000 031 PRINCE GEORGES MD 24 0000 033
 ARLINGTON VA 51 0000 013 FAIRFAX VA 51 0000 059
 LOUDOUN VA 51 0000 107 PRINCE WILLIAM VA 51 0000 153
 STAFFORD VA 51 0000 179

Locality Area: Washington-Baltimore, DC-MD-VA-WV



Special Pay Tables

Report run on: January 13, 2005 9:20 AM

Page 33 of 120

PPS: DEN016 OPM: 0305 PROFESSIONAL

Path: ZP Effective: 09-JAN-05

Prev. Yr Rate .1666

Curr. Yr Rate: .1806

Loc. Diff: 1.012

Gen. Inc.: 2.5

Issued: 30-DEC-04

Band	I	II	III	IV	V
GS Range	1-6	7-10	11-12	13-14	15-15
Interval					
01	28,792 - 29,268	36,087 - 48,137	53,409 - 66,655	76,123 - 94,265	105,811 - 119,922
02	29,269 - 37,038	48,138 - 57,175	66,656 - 76,590	94,266 - 107,871	119,923 - 130,505
03	37,039 - 42,218	57,176 - 63,200	76,591 - 83,213	107,872 - 116,942	130,506 - 137,560
04	42,219 - 43,485	63,201 - 65,096	83,214 - 85,709	116,943 - 120,450	137,561 - 140,300
05	43,486 - 44,790	65,097 - 67,049	85,710 - 88,280	120,451 - 124,064	140,300 - 140,300

Series:

0690

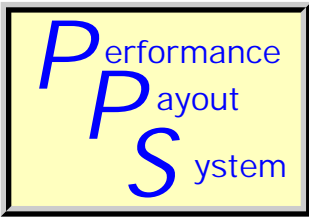
Titles:

Cities:

Counties:

WW 00 0000 000

Locality Area: Denver-Boulder-Greeley, CO



Special Pay Tables

Report run on: January 13, 2005 9:20 AM

Page 34 of 120

PPS: DEN017 OPM: 0414 PROFESSIONAL

Path: ZP Effective: 09-JAN-05

Prev. Yr Rate .1666

Curr. Yr Rate: .1806

Loc. Diff: 1.012

Gen. Inc.: 2.5

Issued: 30-DEC-04

Band	I	II	III	IV	V
GS Range	1-6	7-10	11-12	13-14	15-15
Interval					
01	0 - 0	39,738 - 50,166	53,409 - 66,655	76,123 - 94,265	105,811 - 119,922
02	32,084 - 37,038	50,167 - 57,986	66,656 - 76,590	94,266 - 107,871	119,923 - 130,505
03	37,039 - 42,218	57,987 - 63,200	76,591 - 83,213	107,872 - 116,942	130,506 - 137,560
04	42,219 - 43,485	63,201 - 65,096	83,214 - 85,709	116,943 - 120,450	137,561 - 140,300
05	43,486 - 44,790	65,097 - 67,049	85,710 - 88,280	120,451 - 124,064	140,300 - 140,300

Series:

- 0801
- 0804
- 0807
- 0810
- 0830
- 0861
- 0890
- 0893
- 0896

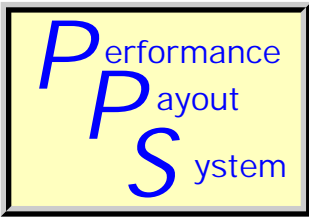
Titles:

Cities:

Counties:

WW 00 0000 000

Locality Area: Denver-Boulder-Greeley, CO



Special Pay Tables

Report run on: January 13, 2005 9:20 AM

Page 35 of 120

PPS: DEN018 OPM: 0422 PROFESSIONAL

Path: ZP Effective: 09-JAN-05

Prev. Yr Rate .1666

Curr. Yr Rate: .1806

Loc. Diff: 1.012

Gen. Inc.: 2.5

Issued: 30-DEC-04

Band	I	II	III	IV	V
GS Range	1-6	7-10	11-12	13-14	15-15
Interval					
01	0 - 0	39,738 - 50,166	53,409 - 66,655	76,123 - 94,265	105,811 - 119,922
02	32,084 - 37,038	50,167 - 57,986	66,656 - 76,590	94,266 - 107,871	119,923 - 130,505
03	37,039 - 42,218	57,987 - 63,200	76,591 - 83,213	107,872 - 116,942	130,506 - 137,560
04	42,219 - 43,485	63,201 - 65,096	83,214 - 85,709	116,943 - 120,450	137,561 - 140,300
05	43,486 - 44,790	65,097 - 67,049	85,710 - 88,280	120,451 - 124,064	140,300 - 140,300

Series:

0850
0855

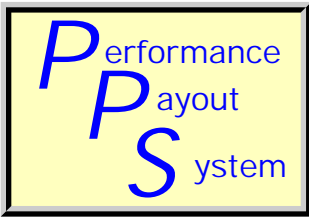
Titles:

Cities:

Counties:

WW 00 0000 000

Locality Area: Denver-Boulder-Greeley, CO



Special Pay Tables

Report run on: January 13, 2005 9:20 AM

Page 36 of 120

PPS: DEN019 OPM: 983C CLERICAL AND SUPPORT

Path: ZS Effective: 09-JAN-05

Prev. Yr Rate .1666

Curr. Yr Rate: .1806

Loc. Diff: 1.012

Gen. Inc.: 2.5

Issued: 30-DEC-04

Band	I	II	III	IV	V
GS Range	1-2	3-4	5-6	7-8	9-10
Interval					
01	18,908 - 22,394	30,217 - 34,245	33,807 - 40,555	41,877 - 49,081	47,485 - 55,407
02	22,395 - 25,009	34,246 - 37,265	40,556 - 45,617	49,082 - 54,483	55,408 - 61,348
03	25,010 - 26,752	37,266 - 39,279	45,618 - 48,991	54,484 - 58,085	61,349 - 65,309
04	26,753 - 27,555	39,280 - 40,457	48,992 - 50,461	58,086 - 59,828	65,310 - 67,268
05	27,556 - 28,382	40,458 - 41,671	50,462 - 51,975	59,829 - 61,623	67,269 - 69,286

Series:

0083

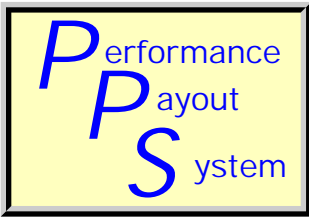
Titles:

Cities:

Counties:

WW 00 0000 000

Locality Area: Denver-Boulder-Greeley, CO



Special Pay Tables

Report run on: January 13, 2005 9:20 AM

Page 37 of 120

PPS: DEN077 OPM: 999D PROFESSIONAL

Path: ZP Effective: 09-JAN-05

Prev. Yr Rate .1666

Curr. Yr Rate: .1806

Loc. Diff: 1.012

Gen. Inc.: 2.5

Issued: 30-DEC-04

Band	I	II	III	IV	V
GS Range	1-6	7-10	11-12	13-14	15-15
Interval					
01	0 - 0	42,182 - 52,165	55,644 - 67,897	76,123 - 94,265	105,811 - 119,922
02	35,288 - 39,886	52,166 - 59,652	67,898 - 77,087	94,266 - 107,871	119,923 - 130,505
03	39,887 - 45,880	59,653 - 64,643	77,088 - 83,213	107,872 - 116,942	130,506 - 137,560
04	45,881 - 47,256	64,644 - 66,582	83,214 - 85,709	116,943 - 120,450	137,561 - 140,300
05	47,257 - 48,674	66,583 - 68,579	85,710 - 88,280	120,451 - 124,064	140,300 - 140,300

Series:

0334
0854
1550
2210

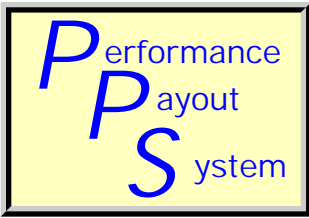
Titles:

Cities:

Counties:

WW 00 0000 000

Locality Area: Denver-Boulder-Greeley, CO



Special Pay Tables

Report run on: January 13, 2005 9:20 AM

Page 38 of 120

PPS: DET019 OPM: 0305 PROFESSIONAL

Path: ZP Effective: 09-JAN-05

Prev. Yr Rate .1832

Curr. Yr Rate: .1967

Loc. Diff: 1.01141

Gen. Inc.: 2.5

Issued: 30-DEC-04

Band	I	II	III	IV	V
GS Range	1-6	7-10	11-12	13-14	15-15
Interval					
01	28,792 - 29,667	36,580 - 48,794	54,138 - 67,565	77,161 - 95,550	107,254 - 121,557
02	29,668 - 37,543	48,795 - 57,955	67,566 - 77,635	95,551 - 109,342	121,558 - 132,284
03	37,544 - 42,794	57,956 - 64,062	77,636 - 84,348	109,343 - 118,537	132,285 - 139,436
04	42,795 - 44,078	64,063 - 65,984	84,349 - 86,878	118,538 - 122,093	139,437 - 140,300
05	44,079 - 45,400	65,985 - 67,964	86,879 - 89,484	122,094 - 125,756	140,300 - 140,300

Series:

0690

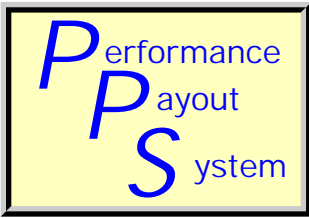
Titles:

Cities:

Counties:

WW 00 0000 000

Locality Area: Detroit-Ann Arbor-Flint, MI



Special Pay Tables

Report run on: January 13, 2005 9:20 AM

Page 39 of 120

PPS: DET020 OPM: 0414 PROFESSIONAL

Path: ZP Effective: 09-JAN-05

Prev. Yr Rate .1832

Curr. Yr Rate: .1967

Loc. Diff: 1.01141

Gen. Inc.: 2.5

Issued: 30-DEC-04

Band	I	II	III	IV	V
GS Range	1-6	7-10	11-12	13-14	15-15
Interval					
01	0 - 0	39,738 - 50,549	54,138 - 67,565	77,161 - 95,550	107,254 - 121,557
02	32,084 - 37,543	50,550 - 58,657	67,566 - 77,635	95,551 - 109,342	121,558 - 132,284
03	37,544 - 42,794	58,658 - 64,062	77,636 - 84,348	109,343 - 118,537	132,285 - 139,436
04	42,795 - 44,078	64,063 - 65,984	84,349 - 86,878	118,538 - 122,093	139,437 - 140,300
05	44,079 - 45,400	65,985 - 67,964	86,879 - 89,484	122,094 - 125,756	140,300 - 140,300

Series:

- 0801
- 0804
- 0807
- 0810
- 0830
- 0861
- 0890
- 0893
- 0896

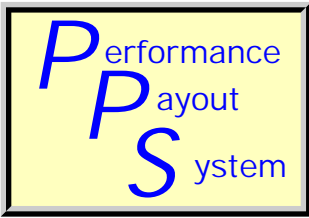
Titles:

Cities:

Counties:

WW 00 0000 000

Locality Area: Detroit-Ann Arbor-Flint, MI



Special Pay Tables

Report run on: January 13, 2005 9:20 AM

Page 40 of 120

PPS: DET021 OPM: 0422 PROFESSIONAL

Path: ZP Effective: 09-JAN-05

Prev. Yr Rate .1832

Curr. Yr Rate: .1967

Loc. Diff: 1.01141

Gen. Inc.: 2.5

Issued: 30-DEC-04

Band	I	II	III	IV	V
GS Range	1-6	7-10	11-12	13-14	15-15
Interval					
01	0 - 0	39,738 - 50,549	54,138 - 67,565	77,161 - 95,550	107,254 - 121,557
02	32,084 - 37,543	50,550 - 58,657	67,566 - 77,635	95,551 - 109,342	121,558 - 132,284
03	37,544 - 42,794	58,658 - 64,062	77,636 - 84,348	109,343 - 118,537	132,285 - 139,436
04	42,795 - 44,078	64,063 - 65,984	84,349 - 86,878	118,538 - 122,093	139,437 - 140,300
05	44,079 - 45,400	65,985 - 67,964	86,879 - 89,484	122,094 - 125,756	140,300 - 140,300

Series:

0850
0855

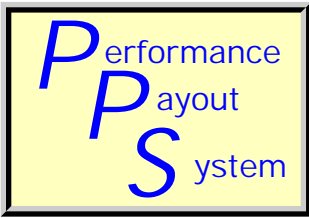
Titles:

Cities:

Counties:

WW 00 0000 000

Locality Area: Detroit-Ann Arbor-Flint, MI



Special Pay Tables

Report run on: January 13, 2005 9:20 AM

Page 41 of 120

PPS: DET022 OPM: 983C CLERICAL AND SUPPORT Path: ZS Effective: 09-JAN-05

Prev. Yr Rate .1832 Curr. Yr Rate: .1967 Loc. Diff: 1.01141 Gen. Inc.: 2.5 Issued: 30-DEC-04

Band	I	II	III	IV	V
GS Range	1-2	3-4	5-6	7-8	9-10
Interval					
01	19,166 - 22,700	30,217 - 34,245	33,807 - 40,555	41,877 - 49,081	47,485 - 55,407
02	22,701 - 25,350	34,246 - 37,265	40,556 - 45,617	49,082 - 54,483	55,408 - 61,348
03	25,351 - 27,117	37,266 - 39,279	45,618 - 48,991	54,484 - 58,085	61,349 - 65,309
04	27,118 - 27,931	39,280 - 40,457	48,992 - 50,461	58,086 - 59,828	65,310 - 67,268
05	27,932 - 28,769	40,458 - 41,671	50,462 - 51,975	59,829 - 61,623	67,269 - 69,286

Series:

0083

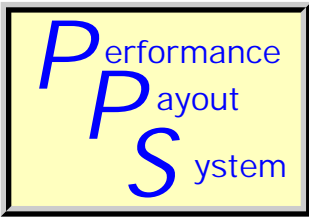
Titles:

Cities:

Counties:

WW 00 0000 000

Locality Area: Detroit-Ann Arbor-Flint, MI



Special Pay Tables

Report run on: January 13, 2005 9:20 AM

Page 42 of 120

PPS: DET078 OPM: 999D PROFESSIONAL

Path: ZP Effective: 09-JAN-05

Prev. Yr Rate .1832

Curr. Yr Rate: .1967

Loc. Diff: 1.01141

Gen. Inc.: 2.5

Issued: 30-DEC-04

Band	I	II	III	IV	V
GS Range	1-6	7-10	11-12	13-14	15-15
Interval					
01	0 - 0	42,182 - 52,165	55,644 - 68,401	77,161 - 95,550	107,254 - 121,557
02	35,288 - 39,944	52,166 - 59,652	68,402 - 77,969	95,551 - 109,342	121,558 - 132,284
03	39,945 - 45,880	59,653 - 64,643	77,970 - 84,348	109,343 - 118,537	132,285 - 139,436
04	45,881 - 47,256	64,644 - 66,582	84,349 - 86,878	118,538 - 122,093	139,437 - 140,300
05	47,257 - 48,674	66,583 - 68,579	86,879 - 89,484	122,094 - 125,756	140,300 - 140,300

Series:

0334
0854
1550
2210

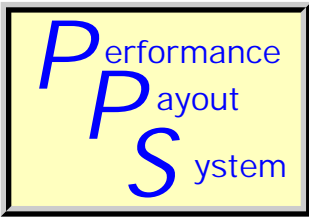
Titles:

Cities:

Counties:

WW 00 0000 000

Locality Area: Detroit-Ann Arbor-Flint, MI



Special Pay Tables

Report run on: January 13, 2005 9:20 AM

Page 43 of 120

PPS: DFW001 OPM: 0305 PROFESSIONAL

Path: ZP Effective: 09-JAN-05

Prev. Yr Rate .1385

Curr. Yr Rate: .1507

Loc. Diff: 1.01072

Gen. Inc.: 2.5

Issued: 30-DEC-04

Band	I	II	III	IV	V
GS Range	1-6	7-10	11-12	13-14	15-15
Interval					
01	0 - 0	35,173 - 46,918	52,057 - 64,968	74,195 - 91,877	103,131 - 116,884
02	28,792 - 36,100	46,919 - 55,727	64,969 - 74,651	91,878 - 105,139	116,885 - 127,199
03	36,101 - 41,149	55,728 - 61,599	74,652 - 81,106	105,140 - 113,980	127,200 - 134,076
04	41,150 - 42,383	61,600 - 63,447	81,107 - 83,539	113,981 - 117,399	134,077 - 138,098
05	42,384 - 43,654	63,448 - 65,350	83,540 - 86,045	117,400 - 120,921	138,099 - 140,300

Series:

0690

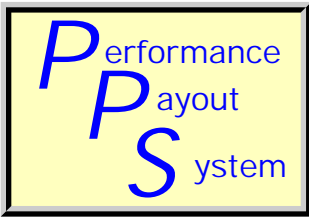
Titles:

Cities:

Counties:

WW 00 0000 000

Locality Area: Dallas-Fort Worth, TX



Special Pay Tables

Report run on: January 13, 2005 9:20 AM

Page 44 of 120

PPS: DFW002 OPM: 999C PROFESSIONAL

Path: ZP Effective: 09-JAN-05

Prev. Yr Rate .1385

Curr. Yr Rate: .1507

Loc. Diff: 1.01072

Gen. Inc.: 2.5

Issued: 30-DEC-04

Band	I	II	III	IV	V
GS Range	1-6	7-10	11-12	13-14	15-15
Interval					
01	0 - 0	41,265 - 51,007	54,287 - 66,207	74,195 - 91,877	103,131 - 116,884
02	34,548 - 39,032	51,008 - 58,314	66,208 - 75,146	91,878 - 105,139	116,885 - 127,199
03	39,033 - 44,918	58,315 - 63,185	75,147 - 81,106	105,140 - 113,980	127,200 - 134,076
04	44,919 - 46,266	63,186 - 65,081	81,107 - 83,539	113,981 - 117,399	134,077 - 138,098
05	46,267 - 47,654	65,082 - 67,033	83,540 - 86,045	117,400 - 120,921	138,099 - 140,300

Series:

0334
0854
1550
2210

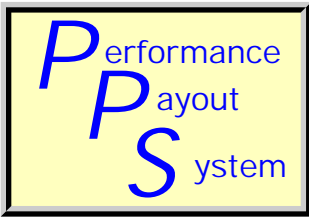
Titles:

Cities:

Counties:

WW 00 0000 000

Locality Area: Dallas-Fort Worth, TX



Special Pay Tables

Report run on: January 13, 2005 9:20 AM

Page 45 of 120

PPS: DFW003 OPM: 0057 CLERICAL AND SUPPORT Path: ZS Effective: 09-JAN-05

Prev. Yr Rate .1385 Curr. Yr Rate: .1507 Loc. Diff: 1.01072 Gen. Inc.: 2.5 Issued: 30-DEC-04

Band	I	II	III	IV	V
GS Range	1-2	3-4	5-6	7-8	9-10
Interval					
01	21,498 - 22,118	22,922 - 27,398	28,396 - 34,064	35,173 - 42,045	43,025 - 51,280
02	22,119 - 24,883	27,399 - 30,754	34,065 - 38,315	42,046 - 47,199	51,281 - 57,471
03	24,884 - 26,727	30,755 - 32,992	38,316 - 41,149	47,200 - 50,635	57,472 - 61,599
04	26,728 - 27,529	32,993 - 33,982	41,150 - 42,383	50,636 - 52,154	61,600 - 63,447
05	27,530 - 28,355	33,983 - 35,001	42,384 - 43,654	52,155 - 53,719	63,448 - 65,350

Series:

- 0312
- 0318
- 0322
- 0326

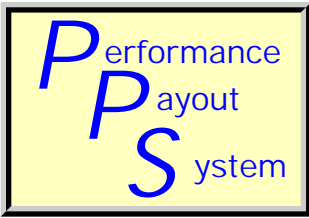
Titles:

Cities:

Counties:

WW 00 0000 000

Locality Area: Dallas-Fort Worth, TX



Special Pay Tables

Report run on: January 13, 2005 9:20 AM

Page 46 of 120

PPS: DFW004 OPM: 0422 PROFESSIONAL

Path: ZP Effective: 09-JAN-05

Prev. Yr Rate .1385

Curr. Yr Rate: .1507

Loc. Diff: 1.01072

Gen. Inc.: 2.5

Issued: 30-DEC-04

Band	I	II	III	IV	V
GS Range	1-6	7-10	11-12	13-14	15-15
Interval					
01	0 - 0	39,738 - 49,454	52,779 - 65,369	74,195 - 91,877	103,131 - 116,884
02	32,084 - 36,100	49,455 - 56,741	65,370 - 74,811	91,878 - 105,139	116,885 - 127,199
03	36,101 - 41,149	56,742 - 61,599	74,812 - 81,106	105,140 - 113,980	127,200 - 134,076
04	41,150 - 42,383	61,600 - 63,447	81,107 - 83,539	113,981 - 117,399	134,077 - 138,098
05	42,384 - 43,654	63,448 - 65,350	83,540 - 86,045	117,400 - 120,921	138,099 - 140,300

Series:

0850
0855

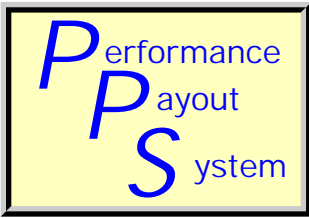
Titles:

Cities:

Counties:

WW 00 0000 000

Locality Area: Dallas-Fort Worth, TX



Special Pay Tables

Report run on: January 13, 2005 9:20 AM

Page 47 of 120

PPS: DFW005 OPM: 0414 PROFESSIONAL

Path: ZP Effective: 09-JAN-05

Prev. Yr Rate .1385

Curr. Yr Rate: .1507

Loc. Diff: 1.01072

Gen. Inc.: 2.5

Issued: 30-DEC-04

Band	I	II	III	IV	V
GS Range	1-6	7-10	11-12	13-14	15-15
Interval					
01	0 - 0	39,738 - 49,454	52,057 - 64,968	74,195 - 91,877	103,131 - 116,884
02	32,084 - 36,100	49,455 - 56,741	64,969 - 74,651	91,878 - 105,139	116,885 - 127,199
03	36,101 - 41,149	56,742 - 61,599	74,652 - 81,106	105,140 - 113,980	127,200 - 134,076
04	41,150 - 42,383	61,600 - 63,447	81,107 - 83,539	113,981 - 117,399	134,077 - 138,098
05	42,384 - 43,654	63,448 - 65,350	83,540 - 86,045	117,400 - 120,921	138,099 - 140,300

Series:

- 0801
- 0804
- 0807
- 0810
- 0830
- 0861
- 0890
- 0893
- 0896

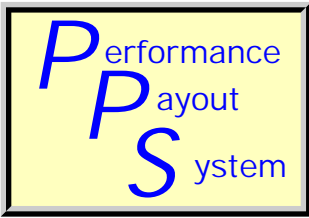
Titles:

Cities:

Counties:

WW 00 0000 000

Locality Area: Dallas-Fort Worth, TX



Special Pay Tables

Report run on: January 13, 2005 9:20 AM

Page 48 of 120

PPS: HOU022 OPM: 0305 PROFESSIONAL

Path: ZP Effective: 09-JAN-05

Prev. Yr Rate .2314

Curr. Yr Rate: .2477

Loc. Diff: 1.01324

Gen. Inc.: 2.5

Issued: 30-DEC-04

Band	I	II	III	IV	V
GS Range	1-6	7-10	11-12	13-14	15-15
Interval					
01	28,792 - 30,932	38,138 - 50,873	56,445 - 70,444	80,449 - 99,622	111,825 - 124,481
02	30,933 - 39,144	50,874 - 60,424	70,445 - 80,943	99,623 - 114,002	124,482 - 133,972
03	39,145 - 44,618	60,425 - 66,792	80,944 - 87,943	114,003 - 123,588	133,973 - 140,300
04	44,619 - 45,957	66,793 - 68,796	87,944 - 90,581	123,589 - 127,296	140,300 - 140,300
05	45,958 - 47,336	68,797 - 70,860	90,582 - 93,298	127,297 - 131,115	140,300 - 140,300

Series:

0690

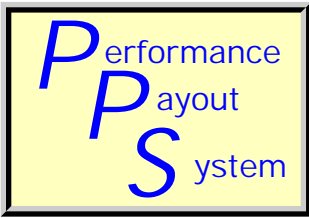
Titles:

Cities:

Counties:

WW 00 0000 000

Locality Area: Houston-Galveston-Brazoria, TX



Special Pay Tables

Report run on: January 13, 2005 9:20 AM

Page 49 of 120

PPS: HOU023 OPM: 0414 PROFESSIONAL

Path: ZP Effective: 09-JAN-05

Prev. Yr Rate .2314

Curr. Yr Rate: .2477

Loc. Diff: 1.01324

Gen. Inc.: 2.5

Issued: 30-DEC-04

Band	I	II	III	IV	V
GS Range	1-6	7-10	11-12	13-14	15-15
Interval					
01	0 - 0	39,738 - 51,762	56,445 - 70,444	80,449 - 99,622	111,825 - 124,481
02	32,084 - 39,144	51,763 - 60,780	70,445 - 80,943	99,623 - 114,002	124,482 - 133,972
03	39,145 - 44,618	60,781 - 66,792	80,944 - 87,943	114,003 - 123,588	133,973 - 140,300
04	44,619 - 45,957	66,793 - 68,796	87,944 - 90,581	123,589 - 127,296	140,300 - 140,300
05	45,958 - 47,336	68,797 - 70,860	90,582 - 93,298	127,297 - 131,115	140,300 - 140,300

Series:

- 0801
- 0804
- 0807
- 0810
- 0830
- 0861
- 0890
- 0893
- 0896

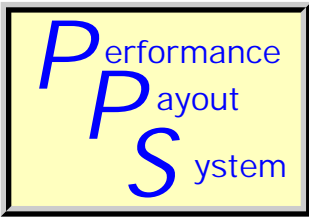
Titles:

Cities:

Counties:

WW 00 0000 000

Locality Area: Houston-Galveston-Brazoria, TX



Special Pay Tables

Report run on: January 13, 2005 9:20 AM

Page 50 of 120

PPS: HOU024 OPM: 0422 PROFESSIONAL

Path: ZP Effective: 09-JAN-05

Prev. Yr Rate .2314

Curr. Yr Rate: .2477

Loc. Diff: 1.01324

Gen. Inc.: 2.5

Issued: 30-DEC-04

Band	I	II	III	IV	V
GS Range	1-6	7-10	11-12	13-14	15-15
Interval					
01	0 - 0	39,738 - 51,762	56,445 - 70,444	80,449 - 99,622	111,825 - 124,481
02	32,084 - 39,144	51,763 - 60,780	70,445 - 80,943	99,623 - 114,002	124,482 - 133,972
03	39,145 - 44,618	60,781 - 66,792	80,944 - 87,943	114,003 - 123,588	133,973 - 140,300
04	44,619 - 45,957	66,793 - 68,796	87,944 - 90,581	123,589 - 127,296	140,300 - 140,300
05	45,958 - 47,336	68,797 - 70,860	90,582 - 93,298	127,297 - 131,115	140,300 - 140,300

Series:

0850
0855

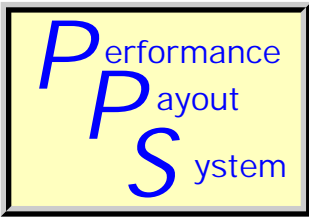
Titles:

Cities:

Counties:

WW 00 0000 000

Locality Area: Houston-Galveston-Brazoria, TX



Special Pay Tables

Report run on: January 13, 2005 9:20 AM

Page 51 of 120

PPS: HOU025 OPM: 983C CLERICAL AND SUPPORT Path: ZS Effective: 09-JAN-05

Prev. Yr Rate .2314 Curr. Yr Rate: .2477 Loc. Diff: 1.01324 Gen. Inc.: 2.5 Issued: 30-DEC-04

Band	I	II	III	IV	V
GS Range	1-2	3-4	5-6	7-8	9-10
Interval					
01	19,983 - 23,667	30,217 - 34,245	33,807 - 40,555	41,877 - 49,081	47,485 - 56,066
02	23,668 - 26,431	34,246 - 37,265	40,556 - 45,617	49,082 - 54,483	56,067 - 62,502
03	26,432 - 28,273	37,266 - 39,279	45,618 - 48,991	54,484 - 58,085	62,503 - 66,792
04	28,274 - 29,121	39,280 - 40,457	48,992 - 50,461	58,086 - 59,828	66,793 - 68,796
05	29,122 - 29,995	40,458 - 41,671	50,462 - 51,975	59,829 - 61,623	68,797 - 70,860

Series:

0083

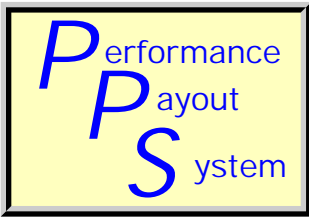
Titles:

Cities:

Counties:

WW 00 0000 000

Locality Area: Houston-Galveston-Brazoria, TX



Special Pay Tables

Report run on: January 13, 2005 9:20 AM

Page 52 of 120

PPS: HOU079 OPM: 999E PROFESSIONAL

Path: ZP Effective: 09-JAN-05

Prev. Yr Rate .2314

Curr. Yr Rate: .2477

Loc. Diff: 1.01324

Gen. Inc.: 2.5

Issued: 30-DEC-04

Band	I	II	III	IV	V
GS Range	1-6	7-10	11-12	13-14	15-15
Interval					
01	0 - 0	42,794 - 53,460	56,549 - 70,502	80,449 - 99,622	111,825 - 124,481
02	35,782 - 40,624	53,461 - 61,459	70,503 - 80,967	99,623 - 114,002	124,482 - 133,972
03	40,625 - 46,522	61,460 - 66,792	80,968 - 87,943	114,003 - 123,588	133,973 - 140,300
04	46,523 - 47,918	66,793 - 68,796	87,944 - 90,581	123,589 - 127,296	140,300 - 140,300
05	47,919 - 49,356	68,797 - 70,860	90,582 - 93,298	127,297 - 131,115	140,300 - 140,300

Series:

- 0334
- 0854
- 1550
- 2210

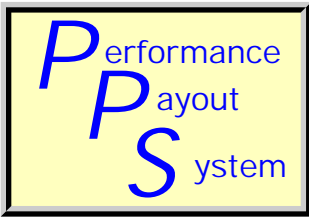
Titles:

Cities:

Counties:

WW 00 0000 000

Locality Area: Houston-Galveston-Brazoria, TX



Special Pay Tables

Report run on: January 13, 2005 9:20 AM

Page 53 of 120

PPS: KC001 OPM: 0305 PROFESSIONAL Path: ZP Effective: 09-JAN-05

Prev. Yr Rate .1154 Curr. Yr Rate: .1236 Loc. Diff: 1.00735 Gen. Inc.: 2.5 Issued: 30-DEC-04

Band	I	II	III	IV	V
GS Range	1-6	7-10	11-12	13-14	15-15
Interval					
01	0 - 0	34,643 - 45,979	50,831 - 63,438	72,447 - 89,713	100,703 - 114,132
02	28,792 - 35,250	45,980 - 54,481	63,439 - 72,893	89,714 - 102,663	114,133 - 124,204
03	35,251 - 40,180	54,482 - 60,149	72,894 - 79,196	102,664 - 111,296	124,205 - 130,919
04	40,181 - 41,385	60,150 - 61,953	79,197 - 81,572	111,297 - 114,635	130,920 - 134,847
05	41,386 - 42,627	61,954 - 63,812	81,573 - 84,019	114,636 - 118,074	134,848 - 138,892

Series:

0690

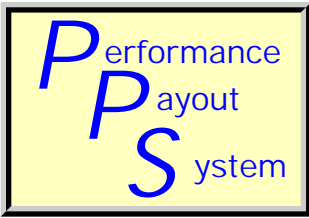
Titles:

Cities:

Counties:

WW 00 0000 000

Locality Area: Kansas City, MO-KS



Special Pay Tables

Report run on: January 13, 2005 9:20 AM

Page 54 of 120

PPS: KC002 OPM: 0422 PROFESSIONAL

Path: ZP Effective: 09-JAN-05

Prev. Yr Rate .1154

Curr. Yr Rate: .1236

Loc. Diff: 1.00735

Gen. Inc.: 2.5

Issued: 30-DEC-04

Band	I	II	III	IV	V
GS Range	1-6	7-10	11-12	13-14	15-15
Interval					
01	0 - 0	39,738 - 48,810	52,779 - 64,520	72,447 - 89,713	100,703 - 114,132
02	32,084 - 35,250	48,811 - 55,613	64,521 - 73,326	89,714 - 102,663	114,133 - 124,204
03	35,251 - 40,180	55,614 - 60,149	73,327 - 79,196	102,664 - 111,296	124,205 - 130,919
04	40,181 - 41,385	60,150 - 61,953	79,197 - 81,572	111,297 - 114,635	130,920 - 134,847
05	41,386 - 42,627	61,954 - 63,812	81,573 - 84,019	114,636 - 118,074	134,848 - 138,892

Series:

0850
0855

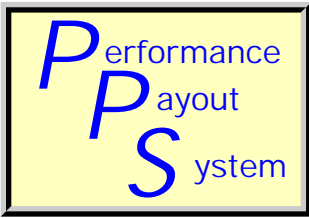
Titles:

Cities:

Counties:

WW 00 0000 000

Locality Area: Kansas City, MO-KS



Special Pay Tables

Report run on: January 13, 2005 9:20 AM

Page 55 of 120

PPS: KC003 OPM: 999B PROFESSIONAL

Path: ZP Effective: 09-JAN-05

Prev. Yr Rate .1154

Curr. Yr Rate: .1236

Loc. Diff: 1.00735

Gen. Inc.: 2.5

Issued: 30-DEC-04

Band	I	II	III	IV	V
GS Range	1-6	7-10	11-12	13-14	15-15
Interval					
01	0 - 0	40,654 - 50,668	53,382 - 65,055	72,447 - 89,713	100,703 - 114,132
02	34,054 - 38,436	50,669 - 58,178	65,056 - 73,810	89,714 - 102,663	114,133 - 124,204
03	38,437 - 44,276	58,179 - 63,185	73,811 - 79,647	102,664 - 111,296	124,205 - 130,919
04	44,277 - 45,604	63,186 - 65,081	79,648 - 82,036	111,297 - 114,635	130,920 - 134,847
05	45,605 - 46,972	65,082 - 67,033	82,037 - 84,497	114,636 - 118,074	134,848 - 138,892

Series:

- 0334
- 0854
- 1550
- 2210

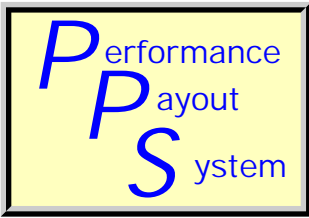
Titles:

Cities:

Counties:

WW 00 0000 000

Locality Area: Kansas City, MO-KS



Special Pay Tables

Report run on: January 13, 2005 9:20 AM

Page 56 of 120

PPS: KC004 OPM: 0414 PROFESSIONAL

Path: ZP Effective: 09-JAN-05

Prev. Yr Rate .1154

Curr. Yr Rate: .1236

Loc. Diff: 1.00735

Gen. Inc.: 2.5

Issued: 30-DEC-04

Band	I	II	III	IV	V
GS Range	1-6	7-10	11-12	13-14	15-15
Interval					
01	0 - 0	39,738 - 48,810	51,271 - 63,682	72,447 - 89,713	100,703 - 114,132
02	32,084 - 35,250	48,811 - 55,613	63,683 - 72,990	89,714 - 102,663	114,133 - 124,204
03	35,251 - 40,180	55,614 - 60,149	72,991 - 79,196	102,664 - 111,296	124,205 - 130,919
04	40,181 - 41,385	60,150 - 61,953	79,197 - 81,572	111,297 - 114,635	130,920 - 134,847
05	41,386 - 42,627	61,954 - 63,812	81,573 - 84,019	114,636 - 118,074	134,848 - 138,892

Series:

- 0801
- 0804
- 0807
- 0810
- 0830
- 0861
- 0890
- 0893
- 0896

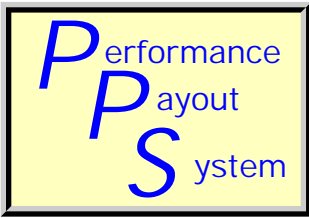
Titles:

Cities:

Counties:

WW 00 0000 000

Locality Area: Kansas City, MO-KS



Special Pay Tables

Report run on: January 13, 2005 9:20 AM

Page 57 of 120

PPS: LA0058 OPM: 0305 PROFESSIONAL

Path: ZP Effective: 09-JAN-05

Prev. Yr Rate .2005

Curr. Yr Rate: .2165

Loc. Diff: 1.01333

Gen. Inc.: 2.5

Issued: 30-DEC-04

Band	I	II	III	IV	V
GS Range	1-6	7-10	11-12	13-14	15-15
Interval					
01	28,792 - 30,158	37,185 - 49,601	55,033 - 68,682	78,437 - 97,131	109,029 - 122,927
02	30,159 - 38,164	49,602 - 58,914	68,683 - 78,919	97,132 - 111,151	122,928 - 133,351
03	38,165 - 43,502	58,915 - 65,122	78,920 - 85,744	111,152 - 120,498	133,352 - 140,300
04	43,503 - 44,807	65,123 - 67,076	85,745 - 88,316	120,499 - 124,113	140,300 - 140,300
05	44,808 - 46,151	67,077 - 69,088	88,317 - 90,965	124,114 - 127,836	140,300 - 140,300

Series:

0690

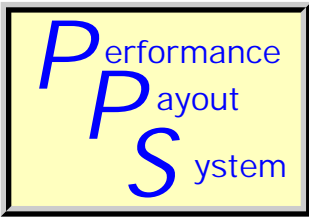
Titles:

Cities:

Counties:

WW 00 0000 000

Locality Area: Los Angeles-Riverside-Orange County, CA (including Santa Barbara County and all of Edwards Air Force Base)



Special Pay Tables

Report run on: January 13, 2005 9:20 AM

Page 58 of 120

PPS: LA0059 OPM: 0414 PROFESSIONAL

Path: ZP Effective: 09-JAN-05

Prev. Yr Rate .2005

Curr. Yr Rate: .2165

Loc. Diff: 1.01333

Gen. Inc.: 2.5

Issued: 30-DEC-04

Band	I	II	III	IV	V
GS Range	1-6	7-10	11-12	13-14	15-15
Interval					
01	0 - 0	39,738 - 51,020	55,033 - 68,682	78,437 - 97,131	109,029 - 122,927
02	32,084 - 38,164	51,021 - 59,481	68,683 - 78,919	97,132 - 111,151	122,928 - 133,351
03	38,165 - 43,502	59,482 - 65,122	78,920 - 85,744	111,152 - 120,498	133,352 - 140,300
04	43,503 - 44,807	65,123 - 67,076	85,745 - 88,316	120,499 - 124,113	140,300 - 140,300
05	44,808 - 46,151	67,077 - 69,088	88,317 - 90,965	124,114 - 127,836	140,300 - 140,300

Series:

- 0801
- 0804
- 0807
- 0810
- 0830
- 0861
- 0890
- 0893
- 0896

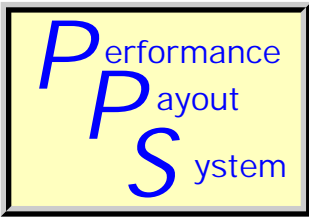
Titles:

Cities:

Counties:

WW 00 0000 000

Locality Area: Los Angeles-Riverside-Orange County, CA (including Santa Barbara County and all of Edwards Air Force Base)



Special Pay Tables

Report run on: January 13, 2005 9:20 AM

Page 59 of 120

PPS: LA0060 OPM: 0422 PROFESSIONAL

Path: ZP Effective: 09-JAN-05

Prev. Yr Rate .2005

Curr. Yr Rate: .2165

Loc. Diff: 1.01333

Gen. Inc.: 2.5

Issued: 30-DEC-04

Band	I	II	III	IV	V
GS Range	1-6	7-10	11-12	13-14	15-15
Interval					
01	0 - 0	39,738 - 51,020	55,033 - 68,682	78,437 - 97,131	109,029 - 122,927
02	32,084 - 38,164	51,021 - 59,481	68,683 - 78,919	97,132 - 111,151	122,928 - 133,351
03	38,165 - 43,502	59,482 - 65,122	78,920 - 85,744	111,152 - 120,498	133,352 - 140,300
04	43,503 - 44,807	65,123 - 67,076	85,745 - 88,316	120,499 - 124,113	140,300 - 140,300
05	44,808 - 46,151	67,077 - 69,088	88,317 - 90,965	124,114 - 127,836	140,300 - 140,300

Series:

0850
0855

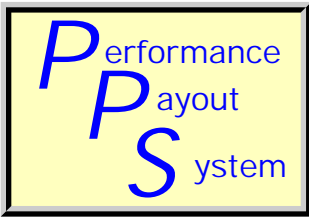
Titles:

Cities:

Counties:

WW 00 0000 000

Locality Area: Los Angeles-Riverside-Orange County, CA (including Santa Barbara County and all of Edwards Air Force Base)



Special Pay Tables

Report run on: January 13, 2005 9:20 AM

Page 60 of 120

PPS: LA0061 OPM: 0070 CLERICAL AND SUPPORT Path: ZS Effective: 09-JAN-05

Prev. Yr Rate .2005 Curr. Yr Rate: .2165 Loc. Diff: 1.01333 Gen. Inc.: 2.5 Issued: 30-DEC-04

Band	I	II	III	IV	V
GS Range	1-2	3-4	5-6	7-8	9-10
Interval					
01	22,660 - 23,219	24,887 - 29,327	30,020 - 36,012	37,185 - 44,450	45,485 - 54,213
02	23,220 - 26,021	29,328 - 32,658	36,013 - 40,506	44,451 - 49,899	54,214 - 60,758
03	26,022 - 27,889	32,659 - 34,878	40,507 - 43,502	49,900 - 53,531	60,759 - 65,122
04	27,890 - 28,726	34,879 - 35,924	43,503 - 44,807	53,532 - 55,137	65,123 - 67,076
05	28,727 - 29,588	35,925 - 37,002	44,808 - 46,151	55,138 - 56,791	67,077 - 69,088

Series:

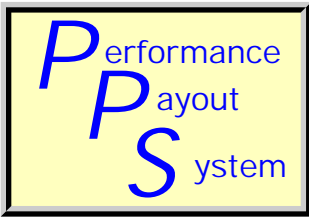
- 0303
- 0312
- 0318
- 0322
- 0326
- 0356

Titles: DATA TRANSCRIBER OFFICE AUTOMATION STENOGRAPHY
 STENOGRAPHY AND TYPING TYPING

Cities: LONG BEACH CA 06 1970 037

Counties: LOS ANGELES CA 06 0000 037

Locality Area: Los Angeles-Riverside-Orange County, CA (including Santa Barbara County and all of Edwards Air Force Base)



Special Pay Tables

Report run on: January 13, 2005 9:20 AM

Page 61 of 120

PPS: LA0080 OPM: 999E PROFESSIONAL

Path: ZP Effective: 09-JAN-05

Prev. Yr Rate .2005

Curr. Yr Rate: .2165

Loc. Diff: 1.01333

Gen. Inc.: 2.5

Issued: 30-DEC-04

Band	I	II	III	IV	V
GS Range	1-6	7-10	11-12	13-14	15-15
Interval					
01	0 - 0	42,794 - 52,937	56,549 - 69,525	78,437 - 97,131	109,029 - 122,927
02	35,782 - 40,513	52,938 - 60,544	69,526 - 79,256	97,132 - 111,151	122,928 - 133,351
03	40,514 - 46,522	60,545 - 65,615	79,257 - 85,744	111,152 - 120,498	133,352 - 140,300
04	46,523 - 47,918	65,616 - 67,583	85,745 - 88,316	120,499 - 124,113	140,300 - 140,300
05	47,919 - 49,356	67,584 - 69,610	88,317 - 90,965	124,114 - 127,836	140,300 - 140,300

Series:

- 0334
- 0854
- 1550
- 2210

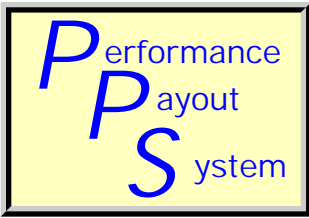
Titles:

Cities:

Counties:

WW 00 0000 000

Locality Area: Los Angeles-Riverside-Orange County, CA (including Santa Barbara County and all of Edwards Air Force Base)



Special Pay Tables

Report run on: January 13, 2005 9:20 AM

Page 62 of 120

PPS: MFL009 OPM: 0305 PROFESSIONAL

Path: ZP Effective: 09-JAN-05

Prev. Yr Rate .1554

Curr. Yr Rate: .1677

Loc. Diff: 1.01065

Gen. Inc.: 2.5

Issued: 30-DEC-04

Band	I	II	III	IV	V
GS Range	1-6	7-10	11-12	13-14	15-15
Interval					
01	28,792 - 28,949	35,693 - 47,611	52,826 - 65,927	75,291 - 93,235	104,655 - 118,611
02	28,950 - 36,634	47,612 - 56,550	65,928 - 75,753	93,236 - 106,692	118,612 - 129,079
03	36,635 - 41,757	56,551 - 62,509	75,754 - 82,304	106,693 - 115,664	129,080 - 136,057
04	41,758 - 43,010	62,510 - 64,384	82,305 - 84,773	115,665 - 119,134	136,058 - 140,139
05	43,011 - 44,300	64,385 - 66,316	84,774 - 87,316	119,135 - 122,708	140,140 - 140,300

Series:

0690

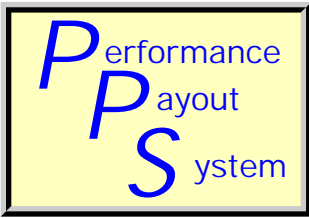
Titles:

Cities:

Counties:

WW 00 0000 000

Locality Area: Miami-Fort Lauderdale, FL



Special Pay Tables

Report run on: January 13, 2005 9:20 AM

Page 63 of 120

PPS: MFL010 OPM: 0414 PROFESSIONAL

Path: ZP Effective: 09-JAN-05

Prev. Yr Rate .1554

Curr. Yr Rate: .1677

Loc. Diff: 1.01065

Gen. Inc.: 2.5

Issued: 30-DEC-04

Band	I	II	III	IV	V
GS Range	1-6	7-10	11-12	13-14	15-15
Interval					
01	0 - 0	39,738 - 49,858	52,826 - 65,927	75,291 - 93,235	104,655 - 118,611
02	32,084 - 36,634	49,859 - 57,449	65,928 - 75,753	93,236 - 106,692	118,612 - 129,079
03	36,635 - 41,757	57,450 - 62,509	75,754 - 82,304	106,693 - 115,664	129,080 - 136,057
04	41,758 - 43,010	62,510 - 64,384	82,305 - 84,773	115,665 - 119,134	136,058 - 140,139
05	43,011 - 44,300	64,385 - 66,316	84,774 - 87,316	119,135 - 122,708	140,140 - 140,300

Series:

- 0801
- 0804
- 0807
- 0810
- 0830
- 0861
- 0890
- 0893
- 0896

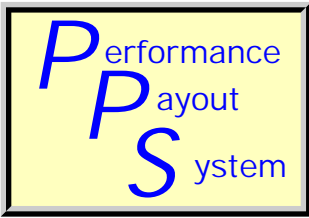
Titles:

Cities:

Counties:

WW 00 0000 000

Locality Area: Miami-Fort Lauderdale, FL



Special Pay Tables

Report run on: January 13, 2005 9:20 AM

Page 64 of 120

PPS: MFL011 OPM: 0422 PROFESSIONAL

Path: ZP Effective: 09-JAN-05

Prev. Yr Rate .1554

Curr. Yr Rate: .1677

Loc. Diff: 1.01065

Gen. Inc.: 2.5

Issued: 30-DEC-04

Band	I	II	III	IV	V
GS Range	1-6	7-10	11-12	13-14	15-15
Interval					
01	0 - 0	39,738 - 49,858	52,826 - 65,927	75,291 - 93,235	104,655 - 118,611
02	32,084 - 36,634	49,859 - 57,449	65,928 - 75,753	93,236 - 106,692	118,612 - 129,079
03	36,635 - 41,757	57,450 - 62,509	75,754 - 82,304	106,693 - 115,664	129,080 - 136,057
04	41,758 - 43,010	62,510 - 64,384	82,305 - 84,773	115,665 - 119,134	136,058 - 140,139
05	43,011 - 44,300	64,385 - 66,316	84,774 - 87,316	119,135 - 122,708	140,140 - 140,300

Series:

0850
0855

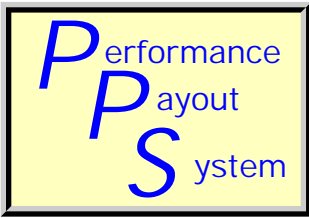
Titles:

Cities:

Counties:

WW 00 0000 000

Locality Area: Miami-Fort Lauderdale, FL



Special Pay Tables

Report run on: January 13, 2005 9:20 AM

Page 65 of 120

PPS: MFL012 OPM: 0113 CLERICAL AND SUPPORT Path: ZS Effective: 09-JAN-05

Prev. Yr Rate .1554 Curr. Yr Rate: .1677 Loc. Diff: 1.01065 Gen. Inc.: 2.5 Issued: 30-DEC-04

Band	I	II	III	IV	V
GS Range	1-2	3-4	5-6	7-8	9-10
Interval					
01	20,917 - 22,150	22,942 - 27,625	28,815 - 34,567	35,693 - 42,666	43,660 - 52,037
02	22,151 - 24,736	27,626 - 31,137	34,568 - 38,881	42,667 - 47,896	52,038 - 58,320
03	24,737 - 26,460	31,138 - 33,479	38,882 - 41,757	47,897 - 51,383	58,321 - 62,509
04	26,461 - 27,254	33,480 - 34,483	41,758 - 43,010	51,384 - 52,924	62,510 - 64,384
05	27,255 - 28,072	34,484 - 35,517	43,011 - 44,300	52,925 - 54,512	64,385 - 66,316

Series:

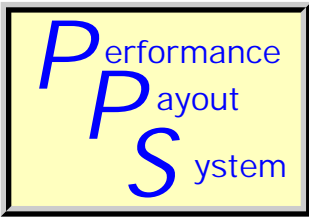
- 0312
- 0318
- 0322
- 0326
- 0356

Titles: DATA TRANSCRIBER OFFICE AUTOMATION STENOGRAPHY
 STENOGRAPHY AND TYPING TYPING

Cities:

Counties:

Locality Area: Miami-Fort Lauderdale, FL



Special Pay Tables

Report run on: January 13, 2005 9:20 AM

Page 66 of 120

PPS: MFL081 OPM: 999C PROFESSIONAL

Path: ZP Effective: 09-JAN-05

Prev. Yr Rate .1554

Curr. Yr Rate: .1677

Loc. Diff: 1.01065

Gen. Inc.: 2.5

Issued: 30-DEC-04

Band	I	II	III	IV	V
GS Range	1-6	7-10	11-12	13-14	15-15
Interval					
01	0 - 0	41,265 - 51,007	54,287 - 66,739	75,291 - 93,235	104,655 - 118,611
02	34,548 - 39,092	51,008 - 58,314	66,740 - 76,078	93,236 - 106,692	118,612 - 129,079
03	39,093 - 44,918	58,315 - 63,185	76,079 - 82,304	106,693 - 115,664	129,080 - 136,057
04	44,919 - 46,266	63,186 - 65,081	82,305 - 84,773	115,665 - 119,134	136,058 - 140,139
05	46,267 - 47,654	65,082 - 67,033	84,774 - 87,316	119,135 - 122,708	140,140 - 140,300

Series:

- 0334
- 0854
- 1550
- 2210
- 2299

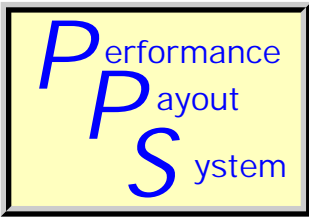
Titles:

Cities:

Counties:

WW 00 0000 000

Locality Area: Miami-Fort Lauderdale, FL



Special Pay Tables

Report run on: January 13, 2005 9:20 AM

Page 67 of 120

PPS: NY0031 OPM: 0305 PROFESSIONAL

Path: ZP Effective: 09-JAN-05

Prev. Yr Rate .1929

Curr. Yr Rate: .2099

Loc. Diff: 1.01425

Gen. Inc.: 2.5

Issued: 30-DEC-04

Band	I	II	III	IV	V
GS Range	1-6	7-10	11-12	13-14	15-15
Interval					
01	28,792 - 29,995	36,983 - 49,332	54,735 - 68,310	78,012 - 96,604	108,437 - 122,598
02	29,996 - 37,958	49,333 - 58,594	68,311 - 78,491	96,605 - 110,548	122,599 - 133,219
03	37,959 - 43,266	58,595 - 64,768	78,492 - 85,279	110,549 - 119,844	133,220 - 140,300
04	43,267 - 44,564	64,769 - 66,711	85,280 - 87,837	119,845 - 123,439	140,300 - 140,300
05	44,565 - 45,901	66,712 - 68,712	87,838 - 90,472	123,440 - 127,142	140,300 - 140,300

Series:

0690

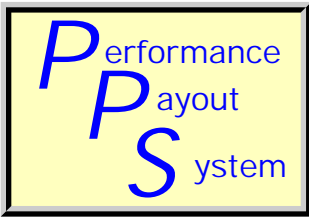
Titles:

Cities:

Counties:

WW 00 0000 000

Locality Area: New York-Northern New Jersey-Long Island, NY-NJ-CT-PA



Special Pay Tables

Report run on: January 13, 2005 9:20 AM

Page 68 of 120

PPS: NY0032 OPM: 0414 PROFESSIONAL

Path: ZP Effective: 09-JAN-05

Prev. Yr Rate .1929

Curr. Yr Rate: .2099

Loc. Diff: 1.01425

Gen. Inc.: 2.5

Issued: 30-DEC-04

Band	I	II	III	IV	V
GS Range	1-6	7-10	11-12	13-14	15-15
Interval					
01	0 - 0	39,738 - 50,862	54,735 - 68,310	78,012 - 96,604	108,437 - 122,598
02	32,084 - 37,958	50,863 - 59,206	68,311 - 78,491	96,605 - 110,548	122,599 - 133,219
03	37,959 - 43,266	59,207 - 64,768	78,492 - 85,279	110,549 - 119,844	133,220 - 140,300
04	43,267 - 44,564	64,769 - 66,711	85,280 - 87,837	119,845 - 123,439	140,300 - 140,300
05	44,565 - 45,901	66,712 - 68,712	87,838 - 90,472	123,440 - 127,142	140,300 - 140,300

Series:

- 0801
- 0804
- 0807
- 0810
- 0830
- 0861
- 0890
- 0893
- 0896

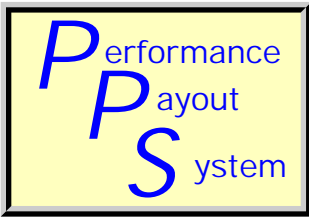
Titles:

Cities:

Counties:

WW 00 0000 000

Locality Area: New York-Northern New Jersey-Long Island, NY-NJ-CT-PA



Special Pay Tables

Report run on: January 13, 2005 9:20 AM

Page 69 of 120

PPS: NY0033 OPM: 0422 PROFESSIONAL

Path: ZP Effective: 09-JAN-05

Prev. Yr Rate .1929

Curr. Yr Rate: .2099

Loc. Diff: 1.01425

Gen. Inc.: 2.5

Issued: 30-DEC-04

Band	I	II	III	IV	V
GS Range	1-6	7-10	11-12	13-14	15-15
Interval					
01	0 - 0	39,738 - 50,862	54,735 - 68,310	78,012 - 96,604	108,437 - 122,598
02	32,084 - 37,958	50,863 - 59,206	68,311 - 78,491	96,605 - 110,548	122,599 - 133,219
03	37,959 - 43,266	59,207 - 64,768	78,492 - 85,279	110,549 - 119,844	133,220 - 140,300
04	43,267 - 44,564	64,769 - 66,711	85,280 - 87,837	119,845 - 123,439	140,300 - 140,300
05	44,565 - 45,901	66,712 - 68,712	87,838 - 90,472	123,440 - 127,142	140,300 - 140,300

Series:

0850
0855

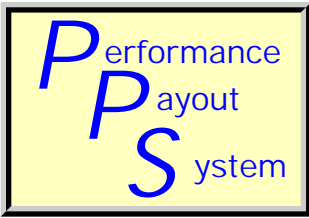
Titles:

Cities:

Counties:

WW 00 0000 000

Locality Area: New York-Northern New Jersey-Long Island, NY-NJ-CT-PA



Special Pay Tables

Report run on: January 13, 2005 9:20 AM

Page 70 of 120

PPS: NY0034 OPM: 0255 CLERICAL AND SUPPORT Path: ZS Effective: 09-JAN-05

Prev. Yr Rate .1929 Curr. Yr Rate: .2099 Loc. Diff: 1.01425 Gen. Inc.: 2.5 Issued: 30-DEC-04

Band	I	II	III	IV	V
GS Range	1-2	3-4	5-6	7-8	9-10
Interval					
01	19,378 - 22,950	23,771 - 28,623	29,857 - 35,817	36,983 - 44,208	45,238 - 53,918
02	22,951 - 25,630	28,624 - 32,263	35,818 - 40,286	44,209 - 49,627	53,919 - 60,428
03	25,631 - 27,416	32,264 - 34,689	40,287 - 43,266	49,628 - 53,240	60,429 - 64,768
04	27,417 - 28,238	34,690 - 35,730	43,267 - 44,564	53,241 - 54,837	64,769 - 66,711
05	28,239 - 29,085	35,731 - 36,802	44,565 - 45,901	54,838 - 56,482	66,712 - 68,712

Series:

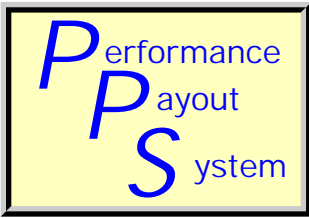
0322

Titles: DATA TRANSCRIBER OFFICE AUTOMATION STENOGRAPHY
STENOGRAPHY AND TYPING TYPING

Cities:

Counties: MONMOUTH NJ 34 0000 025

Locality Area: New York-Northern New Jersey-Long Island, NY-NJ-CT-PA



Special Pay Tables

Report run on: January 13, 2005 9:20 AM

Page 71 of 120

PPS: NY0082 OPM: 999E PROFESSIONAL

Path: ZP Effective: 09-JAN-05

Prev. Yr Rate .1929

Curr. Yr Rate: .2099

Loc. Diff: 1.01425

Gen. Inc.: 2.5

Issued: 30-DEC-04

Band	I	II	III	IV	V
GS Range	1-6	7-10	11-12	13-14	15-15
Interval					
01	0 - 0	42,794 - 52,937	56,549 - 69,318	78,012 - 96,604	108,437 - 122,598
02	35,782 - 40,490	52,938 - 60,544	69,319 - 78,895	96,605 - 110,548	122,599 - 133,219
03	40,491 - 46,522	60,545 - 65,615	78,896 - 85,279	110,549 - 119,844	133,220 - 140,300
04	46,523 - 47,918	65,616 - 67,583	85,280 - 87,837	119,845 - 123,439	140,300 - 140,300
05	47,919 - 49,356	67,584 - 69,610	87,838 - 90,472	123,440 - 127,142	140,300 - 140,300

Series:

- 0334
- 0854
- 1550
- 2210

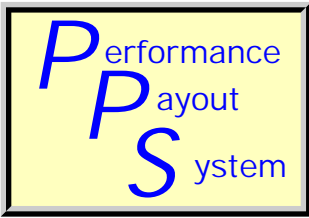
Titles:

Cities:

Counties:

WW 00 0000 000

Locality Area: New York-Northern New Jersey-Long Island, NY-NJ-CT-PA



Special Pay Tables

Report run on: January 13, 2005 9:20 AM

Page 72 of 120

PPS: NY0083 OPM: 0037 CLERICAL AND SUPPORT Path: ZS Effective: 09-JAN-05

Prev. Yr Rate .1929 Curr. Yr Rate: .2099 Loc. Diff: 1.01425 Gen. Inc.: 2.5 Issued: 30-DEC-04

Band	I	II	III	IV	V
GS Range	1-2	3-4	5-6	7-8	9-10
Interval					
01	19,378 - 22,950	23,771 - 28,623	29,857 - 35,817	36,983 - 44,208	45,238 - 53,918
02	22,951 - 25,630	28,624 - 32,263	35,818 - 40,286	44,209 - 49,627	53,919 - 60,428
03	25,631 - 27,416	32,264 - 34,689	40,287 - 43,266	49,628 - 53,240	60,429 - 64,768
04	27,417 - 28,238	34,690 - 35,730	43,267 - 44,564	53,241 - 54,837	64,769 - 66,711
05	28,239 - 29,085	35,731 - 36,802	44,565 - 45,901	54,838 - 56,482	66,712 - 68,712

Series:

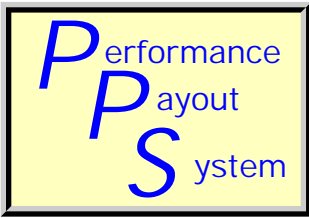
- 0029
- 0203
- 0303
- 0305
- 0309
- 0312
- 0318
- 0322
- 0326
- 0335
- 0344
- 0350
- 0356
- 0503
- 0525
- 0544
- 0963
- 1087
- 1101
- 1105
- 1411
- 2005
- 2102

Titles: DATA TRANSCRIBER OFFICE AUTOMATION STENOGRAPHY AND TYPING

Cities:

Counties: FAIRFIELD CT 09 0000 001 NEW HAVEN CT 09 0000 009

Locality Area: New York-Northern New Jersey-Long Island, NY-NJ-CT-PA



Special Pay Tables

Report run on: January 13, 2005 9:20 AM

Page 73 of 120

PPS: NY0084 OPM: 0037 SCIENTIFIC & TECHNICAL Path: ZT Effective: 09-JAN-05

Prev. Yr Rate .1929 Curr. Yr Rate: .2099 Loc. Diff: 1.01425 Gen. Inc.: 2.5 Issued: 30-DEC-04

Band	I	II	III	IV	V
GS Range	1-4	5-8	9-10	11-12	13-13
Interval					
01	19,378 - 26,183	29,857 - 40,249	45,238 - 53,918	54,735 - 68,310	78,012 - 88,412
02	26,184 - 31,287	40,250 - 48,044	53,919 - 60,428	68,311 - 78,491	88,413 - 96,213
03	31,288 - 34,689	48,045 - 53,240	60,429 - 64,768	78,492 - 85,279	96,214 - 101,413
04	34,690 - 35,730	53,241 - 54,837	64,769 - 66,711	85,280 - 87,837	101,414 - 104,455
05	35,731 - 36,802	54,838 - 56,482	66,712 - 68,712	87,838 - 90,472	104,456 - 107,589

Series:

0332
0392
0544
1531

Titles:

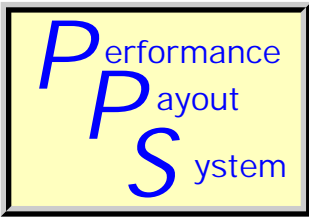
Cities:

Counties:

FAIRFIELD CT 09 0000 001

NEW HAVEN CT 09 0000 009

Locality Area: New York-Northern New Jersey-Long Island, NY-NJ-CT-PA



Special Pay Tables

Report run on: January 13, 2005 9:20 AM

Page 74 of 120

PPS: NY0085 OPM: 0037 ADMINISTRATIVE

Path: ZA Effective: 09-JAN-05

Prev. Yr Rate .1929

Curr. Yr Rate: .2099

Loc. Diff: 1.01425

Gen. Inc.: 2.5

Issued: 30-DEC-04

Band	I	II	III	IV	V
GS Range	1-6	7-10	11-12	13-14	15-15
Interval					
01	19,378 - 29,995	36,983 - 49,332	54,735 - 68,310	78,012 - 96,604	108,437 - 122,598
02	29,996 - 37,958	49,333 - 58,594	68,311 - 78,491	96,605 - 110,548	122,599 - 133,219
03	37,959 - 43,266	58,595 - 64,768	78,492 - 85,279	110,549 - 119,844	133,220 - 140,300
04	43,267 - 44,564	64,769 - 66,711	85,280 - 87,837	119,845 - 123,439	140,300 - 140,300
05	44,565 - 45,901	66,712 - 68,712	87,838 - 90,472	123,440 - 127,142	140,300 - 140,300

Series:

1001
1101

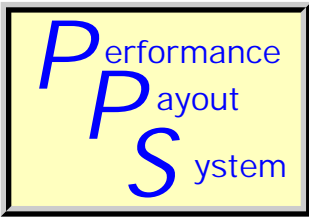
Titles:

Cities:

Counties: FAIRFIELD CT 09 0000 001

NEW HAVEN CT 09 0000 009

Locality Area: New York-Northern New Jersey-Long Island, NY-NJ-CT-PA



Special Pay Tables

Report run on: January 13, 2005 9:20 AM

Page 75 of 120

PPS: NY0087 OPM: 0047 CLERICAL AND SUPPORT Path: ZS Effective: 09-JAN-05

Prev. Yr Rate .1929 Curr. Yr Rate: .2099 Loc. Diff: 1.01425 Gen. Inc.: 2.5 Issued: 30-DEC-04

Band	I	II	III	IV	V
GS Range	1-2	3-4	5-6	7-8	9-10
Interval					
01	22,079 - 22,950	23,771 - 28,623	29,857 - 35,817	36,983 - 44,208	45,238 - 53,918
02	22,951 - 25,630	28,624 - 32,263	35,818 - 40,286	44,209 - 49,627	53,919 - 60,428
03	25,631 - 27,416	32,264 - 34,689	40,287 - 43,266	49,628 - 53,240	60,429 - 64,768
04	27,417 - 28,238	34,690 - 35,730	43,267 - 44,564	53,241 - 54,837	64,769 - 66,711
05	28,239 - 29,085	35,731 - 36,802	44,565 - 45,901	54,838 - 56,482	66,712 - 68,712

Series:

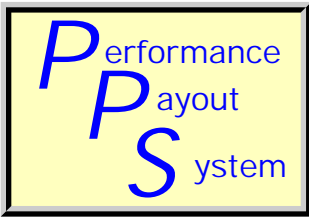
0318
0326

Titles: DATA TRANSCRIBER OFFICE AUTOMATION STENOGRAPHY
STENOGRAPHY AND TYPING TYPING

Cities:

Counties: MIDDLESEX NJ 34 0000 023

Locality Area: New York-Northern New Jersey-Long Island, NY-NJ-CT-PA



Special Pay Tables

Report run on: January 13, 2005 9:20 AM

Page 76 of 120

PPS: OCO025 OPM: 0305 PROFESSIONAL

Path: ZP Effective: 09-JAN-05

Prev. Yr Rate 0

Curr. Yr Rate: 0

Loc. Diff: 0

Gen. Inc.: 2.5

Issued: 30-DEC-04

Band	I	II	III	IV	V
GS Range	1-6	7-10	11-12	13-14	15-15
Interval					
01	0 - 0	34,643 - 44,869	48,255 - 58,938	64,478 - 79,845	89,625 - 101,577
02	28,792 - 31,714	44,870 - 52,538	58,939 - 66,950	79,846 - 91,370	101,578 - 110,541
03	31,715 - 36,199	52,539 - 57,651	66,951 - 72,291	91,371 - 99,053	110,542 - 116,517
04	36,200 - 37,285	57,652 - 59,381	72,292 - 74,460	99,054 - 102,025	116,518 - 120,013
05	37,286 - 38,404	59,382 - 61,162	74,461 - 76,694	102,026 - 105,086	120,014 - 123,613

Series:

0690

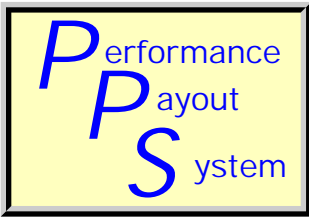
Titles:

Cities:

Counties:

WW 00 0000 000

Locality Area: OUTSIDE THE CONTIGUOUS UNITED STATES



Special Pay Tables

Report run on: January 13, 2005 9:20 AM

Page 77 of 120

PPS: OCO026 OPM: 0414 PROFESSIONAL

Path: ZP Effective: 09-JAN-05

Prev. Yr Rate 0

Curr. Yr Rate: 0

Loc. Diff: 0

Gen. Inc.: 2.5

Issued: 30-DEC-04

Band	I	II	III	IV	V
GS Range	1-6	7-10	11-12	13-14	15-15
Interval					
01	0 - 0	39,738 - 48,662	51,271 - 60,613	64,478 - 79,845	89,625 - 101,577
02	32,084 - 34,274	48,663 - 55,356	60,614 - 67,620	79,846 - 91,370	101,578 - 110,541
03	34,275 - 39,491	55,357 - 59,818	67,621 - 72,291	91,371 - 99,053	110,542 - 116,517
04	39,492 - 40,676	59,819 - 61,613	72,292 - 74,460	99,054 - 102,025	116,518 - 120,013
05	40,677 - 41,896	61,614 - 63,461	74,461 - 76,694	102,026 - 105,086	120,014 - 123,613

Series:

- 0801
- 0804
- 0807
- 0810
- 0830
- 0861
- 0890
- 0893
- 0896

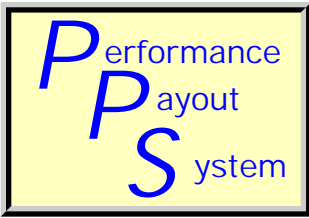
Titles:

Cities:

Counties:

WW 00 0000 000

Locality Area: OUTSIDE THE CONTIGUOUS UNITED STATES



Special Pay Tables

Report run on: January 13, 2005 9:20 AM

Page 78 of 120

PPS: OCO027 OPM: 0422 PROFESSIONAL

Path: ZP Effective: 09-JAN-05

Prev. Yr Rate 0

Curr. Yr Rate: 0

Loc. Diff: 0

Gen. Inc.: 2.5

Issued: 30-DEC-04

Band	I	II	III	IV	V
GS Range	1-6	7-10	11-12	13-14	15-15
Interval					
01	0 - 0	39,738 - 48,662	52,779 - 63,057	64,478 - 79,845	89,625 - 101,577
02	32,084 - 34,274	48,663 - 55,356	63,058 - 70,766	79,846 - 91,370	101,578 - 110,541
03	34,275 - 39,491	55,357 - 59,818	70,767 - 75,905	91,371 - 99,053	110,542 - 116,517
04	39,492 - 40,676	59,819 - 61,613	75,906 - 78,182	99,054 - 102,025	116,518 - 120,013
05	40,677 - 41,896	61,614 - 63,461	78,183 - 80,527	102,026 - 105,086	120,014 - 123,613

Series:

0850
0855

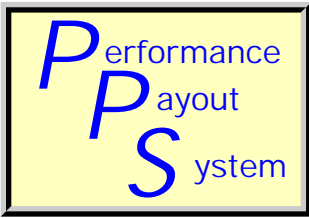
Titles:

Cities:

Counties:

WW 00 0000 000

Locality Area: OUTSIDE THE CONTIGUOUS UNITED STATES



Special Pay Tables

Report run on: January 13, 2005 9:20 AM

Page 79 of 120

PPS: OCO028 OPM: 0159 SCIENTIFIC & TECHNICAL

Path: ZT Effective: 09-JAN-05

Prev. Yr Rate 0

Curr. Yr Rate: 0

Loc. Diff: 0

Gen. Inc.: 2.5

Issued: 30-DEC-04

Band	I	II	III	IV	V
GS Range	1-4	5-8	9-10	11-12	13-13
Interval					
01	20,036 - 22,620	26,323 - 34,181	37,390 - 44,564	45,239 - 56,459	64,478 - 73,074
02	22,621 - 27,574	34,182 - 40,075	44,565 - 49,945	56,460 - 64,874	73,075 - 79,521
03	27,575 - 30,876	40,076 - 44,004	49,946 - 53,532	64,875 - 70,484	79,522 - 83,819
04	30,877 - 31,802	44,005 - 45,324	53,533 - 55,138	70,485 - 72,599	83,820 - 86,334
05	31,803 - 32,756	45,325 - 46,684	55,139 - 56,792	72,600 - 74,777	86,335 - 88,924

Series:

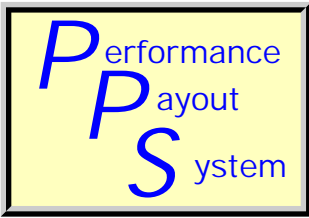
0332
1531

Titles:

Cities: JUNEAU AK 02 1130 110

Counties:

Locality Area: OUTSIDE THE CONTIGUOUS UNITED STATES



Special Pay Tables

Report run on: January 13, 2005 9:20 AM

Page 80 of 120

PPS: OCO029 OPM: 0159 ADMINISTRATIVE

Path: ZA Effective: 09-JAN-05

Prev. Yr Rate 0

Curr. Yr Rate: 0

Loc. Diff: 0

Gen. Inc.: 2.5

Issued: 30-DEC-04

Band	I	II	III	IV	V
GS Range	5-6	7-10	11-12	13-14	15-15
Interval					
01	0 - 0	30,567 - 40,774	45,239 - 56,459	64,478 - 79,845	89,625 - 101,577
02	26,323 - 31,372	40,775 - 48,429	56,460 - 64,874	79,846 - 91,370	101,578 - 110,541
03	31,373 - 35,760	48,430 - 53,532	64,875 - 70,484	91,371 - 99,053	110,542 - 116,517
04	35,761 - 36,833	53,533 - 55,138	70,485 - 72,599	99,054 - 102,025	116,518 - 120,013
05	36,834 - 37,938	55,139 - 56,792	72,600 - 74,777	102,026 - 105,086	120,014 - 123,613

Series:

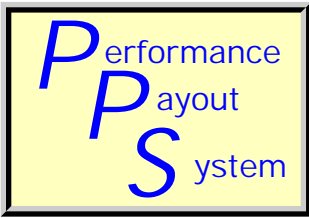
- 1001
- 1101
- 2101

Titles:

Cities: JUNEAU AK 02 1130 110

Counties:

Locality Area: OUTSIDE THE CONTIGUOUS UNITED STATES



Special Pay Tables

Report run on: January 13, 2005 9:20 AM

Page 81 of 120

PPS: OCO030 OPM: 0159 CLERICAL AND SUPPORT

Path: ZS Effective: 09-JAN-05

Prev. Yr Rate 0

Curr. Yr Rate: 0

Loc. Diff: 0

Gen. Inc.: 2.5

Issued: 30-DEC-04

Band	I	II	III	IV	V
GS Range	1-2	3-4	5-6	7-8	9-10
Interval					
01	20,036 - 21,035	22,922 - 26,457	26,323 - 30,517	30,567 - 36,539	37,390 - 44,564
02	21,036 - 24,799	26,458 - 29,108	30,518 - 33,663	36,540 - 41,018	44,565 - 49,945
03	24,800 - 27,308	29,109 - 30,876	33,664 - 35,760	41,019 - 44,004	49,946 - 53,532
04	27,309 - 28,127	30,877 - 31,802	35,761 - 36,833	44,005 - 45,324	53,533 - 55,138
05	28,128 - 28,971	31,803 - 32,756	36,834 - 37,938	45,325 - 46,684	55,139 - 56,792

Series:

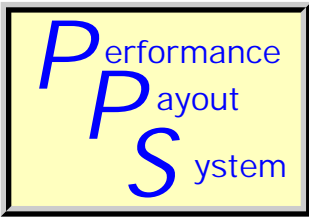
- 0303
- 0305
- 0309
- 0318
- 0322
- 0326
- 0335
- 0525
- 0561
- 0963
- 1001
- 1087
- 1101
- 1411
- 2005

Titles:

Cities: JUNEAU AK 02 1130 110

Counties:

Locality Area: OUTSIDE THE CONTIGUOUS UNITED STATES



Special Pay Tables

Report run on: January 13, 2005 9:20 AM

Page 82 of 120

PPS: OCO073 OPM: 999A PROFESSIONAL

Path: ZP Effective: 09-JAN-05

Prev. Yr Rate 0

Curr. Yr Rate: 0

Loc. Diff: 0

Gen. Inc.: 2.5

Issued: 30-DEC-04

Band	I	II	III	IV	V
GS Range	1-6	7-10	11-12	13-14	15-15
Interval					
01	0 - 0	39,737 - 50,158	52,930 - 63,864	64,478 - 79,845	89,625 - 101,577
02	32,080 - 35,999	50,159 - 57,974	63,865 - 72,065	79,846 - 91,370	101,578 - 110,541
03	36,000 - 41,709	57,975 - 63,185	72,066 - 77,532	91,371 - 99,053	110,542 - 116,517
04	41,710 - 42,960	63,186 - 65,081	77,533 - 79,858	99,054 - 102,025	116,518 - 120,013
05	42,961 - 44,249	65,082 - 67,033	79,859 - 82,254	102,026 - 105,086	120,014 - 123,613

Series:

0334
0854
1550
2210

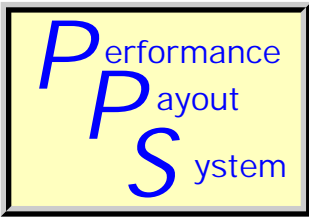
Titles:

Cities:

Counties:

WW 00 0000 000

Locality Area: OUTSIDE THE CONTIGUOUS UNITED STATES



Special Pay Tables

Report run on: January 13, 2005 9:20 AM

Page 83 of 120

PPS: ORL001 OPM: 0305 PROFESSIONAL

Path: ZP Effective: 09-JAN-05

Prev. Yr Rate .1093

Curr. Yr Rate: .1175

Loc. Diff: 1.00739

Gen. Inc.: 2.5

Issued: 30-DEC-04

Band	I	II	III	IV	V
GS Range	1-6	7-10	11-12	13-14	15-15
Interval					
01	0 - 0	34,643 - 45,834	50,555 - 63,093	72,054 - 89,226	100,156 - 113,512
02	28,792 - 35,059	45,835 - 54,227	63,094 - 72,497	89,227 - 102,106	113,513 - 123,530
03	35,060 - 39,962	54,228 - 59,822	72,498 - 78,766	102,107 - 110,692	123,531 - 130,208
04	39,963 - 41,161	59,823 - 61,617	78,767 - 81,129	110,693 - 114,013	130,209 - 134,114
05	41,162 - 42,396	61,618 - 63,466	81,130 - 83,563	114,014 - 117,433	134,115 - 138,137

Series:

0690

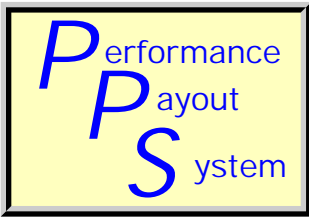
Titles:

Cities:

Counties:

WW 00 0000 000

Locality Area: Orlando, FL



Special Pay Tables

Report run on: January 13, 2005 9:20 AM

Page 84 of 120

PPS: ORL002 OPM: 0414 PROFESSIONAL

Path: ZP Effective: 09-JAN-05

Prev. Yr Rate .1093

Curr. Yr Rate: .1175

Loc. Diff: 1.00739

Gen. Inc.: 2.5

Issued: 30-DEC-04

Band	I	II	III	IV	V
GS Range	1-6	7-10	11-12	13-14	15-15
Interval					
01	0 - 0	39,738 - 48,664	51,271 - 63,491	72,054 - 89,226	100,156 - 113,512
02	32,084 - 35,059	48,665 - 55,359	63,492 - 72,656	89,227 - 102,106	113,513 - 123,530
03	35,060 - 39,962	55,360 - 59,822	72,657 - 78,766	102,107 - 110,692	123,531 - 130,208
04	39,963 - 41,161	59,823 - 61,617	78,767 - 81,129	110,693 - 114,013	130,209 - 134,114
05	41,162 - 42,396	61,618 - 63,466	81,130 - 83,563	114,014 - 117,433	134,115 - 138,137

Series:

- 0801
- 0804
- 0807
- 0810
- 0830
- 0861
- 0890
- 0893
- 0896

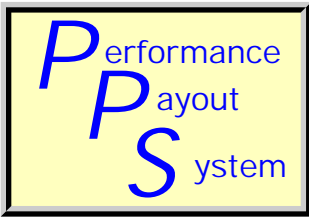
Titles:

Cities:

Counties:

WW 00 0000 000

Locality Area: Orlando, FL



Special Pay Tables

Report run on: January 13, 2005 9:20 AM

Page 85 of 120

PPS: ORL003 OPM: 0422 PROFESSIONAL

Path: ZP Effective: 09-JAN-05

Prev. Yr Rate .1093

Curr. Yr Rate: .1175

Loc. Diff: 1.00739

Gen. Inc.: 2.5

Issued: 30-DEC-04

Band	I	II	III	IV	V
GS Range	1-6	7-10	11-12	13-14	15-15
Interval					
01	0 - 0	39,738 - 48,664	52,779 - 64,329	72,054 - 89,226	100,156 - 113,512
02	32,084 - 35,059	48,665 - 55,359	64,330 - 72,991	89,227 - 102,106	113,513 - 123,530
03	35,060 - 39,962	55,360 - 59,822	72,992 - 78,766	102,107 - 110,692	123,531 - 130,208
04	39,963 - 41,161	59,823 - 61,617	78,767 - 81,129	110,693 - 114,013	130,209 - 134,114
05	41,162 - 42,396	61,618 - 63,466	81,130 - 83,563	114,014 - 117,433	134,115 - 138,137

Series:

0850
0855

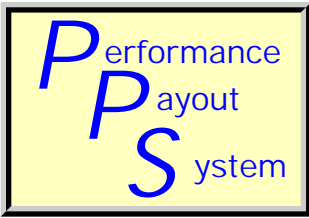
Titles:

Cities:

Counties:

WW 00 0000 000

Locality Area: Orlando, FL



Special Pay Tables

Report run on: January 13, 2005 9:20 AM

Page 86 of 120

PPS: ORL004 OPM: 999B PROFESSIONAL

Path: ZP Effective: 09-JAN-05

Prev. Yr Rate .1093

Curr. Yr Rate: .1175

Loc. Diff: 1.00739

Gen. Inc.: 2.5

Issued: 30-DEC-04

Band	I	II	III	IV	V
GS Range	1-6	7-10	11-12	13-14	15-15
Interval					
01	0 - 0	40,654 - 50,668	53,382 - 65,055	72,054 - 89,226	100,156 - 113,512
02	34,054 - 38,414	50,669 - 58,178	65,056 - 73,810	89,227 - 102,106	113,513 - 123,530
03	38,415 - 44,276	58,179 - 63,185	73,811 - 79,647	102,107 - 110,692	123,531 - 130,208
04	44,277 - 45,604	63,186 - 65,081	79,648 - 82,036	110,693 - 114,013	130,209 - 134,114
05	45,605 - 46,972	65,082 - 67,033	82,037 - 84,497	114,014 - 117,433	134,115 - 138,137

Series:

0334
0854
1550
2210

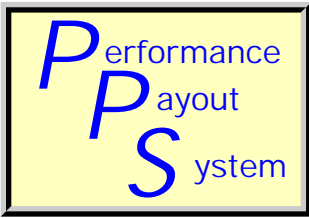
Titles:

Cities:

Counties:

WW 00 0000 000

Locality Area: Orlando, FL



Special Pay Tables

Report run on: January 13, 2005 9:20 AM

Page 87 of 120

PPS: PHL006 OPM: 0305 PROFESSIONAL

Path: ZP Effective: 09-JAN-05

Prev. Yr Rate .1532

Curr. Yr Rate: .1667

Loc. Diff: 1.01171

Gen. Inc.: 2.5

Issued: 30-DEC-04

Band	I	II	III	IV	V
GS Range	1-6	7-10	11-12	13-14	15-15
Interval					
01	28,792 - 28,924	35,663 - 47,571	52,780 - 65,871	75,226 - 93,154	104,565 - 118,509
02	28,925 - 36,602	47,572 - 56,502	65,872 - 75,689	93,155 - 106,601	118,510 - 128,968
03	36,603 - 41,721	56,503 - 62,456	75,690 - 82,234	106,602 - 115,565	128,969 - 135,940
04	41,722 - 42,973	62,457 - 64,330	82,235 - 84,701	115,566 - 119,032	135,941 - 140,018
05	42,974 - 44,262	64,331 - 66,260	84,702 - 87,242	119,033 - 122,603	140,019 - 140,300

Series:

0690

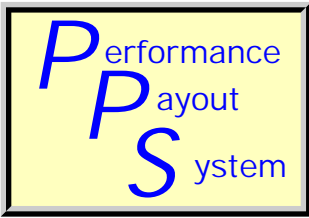
Titles:

Cities:

Counties:

WW 00 0000 000

Locality Area: Philadelphia-Wilmington-Atlantc City, PA-NJ-DE-MD



Special Pay Tables

Report run on: January 13, 2005 9:20 AM

Page 88 of 120

PPS: PHL007 OPM: 0414 PROFESSIONAL

Path: ZP Effective: 09-JAN-05

Prev. Yr Rate .1532

Curr. Yr Rate: .1667

Loc. Diff: 1.01171

Gen. Inc.: 2.5

Issued: 30-DEC-04

Band	I	II	III	IV	V
GS Range	1-6	7-10	11-12	13-14	15-15
Interval					
01	0 - 0	39,738 - 49,835	52,780 - 65,871	75,226 - 93,154	104,565 - 118,509
02	32,084 - 36,602	49,836 - 57,408	65,872 - 75,689	93,155 - 106,601	118,510 - 128,968
03	36,603 - 41,721	57,409 - 62,456	75,690 - 82,234	106,602 - 115,565	128,969 - 135,940
04	41,722 - 42,973	62,457 - 64,330	82,235 - 84,701	115,566 - 119,032	135,941 - 140,018
05	42,974 - 44,262	64,331 - 66,260	84,702 - 87,242	119,033 - 122,603	140,019 - 140,300

Series:

- 0801
- 0804
- 0807
- 0810
- 0830
- 0861
- 0890
- 0893
- 0896

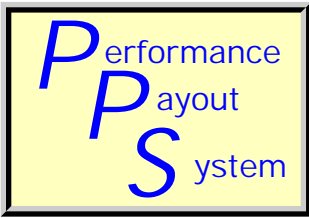
Titles:

Cities:

Counties:

WW 00 0000 000

Locality Area: Philadelphia-Wilmington-Atlantic City, PA-NJ-DE-MD



Special Pay Tables

Report run on: January 13, 2005 9:20 AM

Page 89 of 120

PPS: PHL008 OPM: 0422 PROFESSIONAL

Path: ZP Effective: 09-JAN-05

Prev. Yr Rate .1532

Curr. Yr Rate: .1667

Loc. Diff: 1.01171

Gen. Inc.: 2.5

Issued: 30-DEC-04

Band	I	II	III	IV	V
GS Range	1-6	7-10	11-12	13-14	15-15
Interval					
01	0 - 0	39,738 - 49,835	52,780 - 65,871	75,226 - 93,154	104,565 - 118,509
02	32,084 - 36,602	49,836 - 57,408	65,872 - 75,689	93,155 - 106,601	118,510 - 128,968
03	36,603 - 41,721	57,409 - 62,456	75,690 - 82,234	106,602 - 115,565	128,969 - 135,940
04	41,722 - 42,973	62,457 - 64,330	82,235 - 84,701	115,566 - 119,032	135,941 - 140,018
05	42,974 - 44,262	64,331 - 66,260	84,702 - 87,242	119,033 - 122,603	140,019 - 140,300

Series:

0850
0855

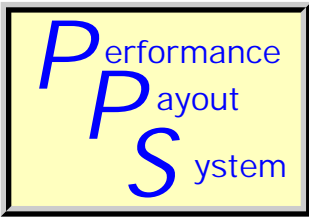
Titles:

Cities:

Counties:

WW 00 0000 000

Locality Area: Philadelphia-Wilmington-Atlantic City, PA-NJ-DE-MD



Special Pay Tables

Report run on: January 13, 2005 9:20 AM

Page 90 of 120

PPS: PHL009 OPM: 983C CLERICAL AND SUPPORT Path: ZS Effective: 09-JAN-05

Prev. Yr Rate .1532 Curr. Yr Rate: .1667 Loc. Diff: 1.01171 Gen. Inc.: 2.5 Issued: 30-DEC-04

Band	I	II	III	IV	V
GS Range	1-2	3-4	5-6	7-8	9-10
Interval					
01	18,686 - 22,131	30,217 - 34,245	33,807 - 40,555	41,877 - 49,081	47,485 - 55,407
02	22,132 - 24,715	34,246 - 37,265	40,556 - 45,617	49,082 - 54,483	55,408 - 61,348
03	24,716 - 26,437	37,266 - 39,279	45,618 - 48,991	54,484 - 58,085	61,349 - 65,309
04	26,438 - 27,230	39,280 - 40,457	48,992 - 50,461	58,086 - 59,828	65,310 - 67,268
05	27,231 - 28,047	40,458 - 41,671	50,462 - 51,975	59,829 - 61,623	67,269 - 69,286

Series:

0083

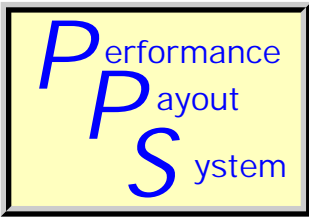
Titles:

Cities:

Counties:

WW 00 0000 000

Locality Area: Philadelphia-Wilmington-Atlantic City, PA-NJ-DE-MD



Special Pay Tables

Report run on: January 13, 2005 9:20 AM

Page 91 of 120

PPS: PHL083 OPM: 999C PROFESSIONAL

Path: ZP Effective: 09-JAN-05

Prev. Yr Rate .1532

Curr. Yr Rate: .1667

Loc. Diff: 1.01171

Gen. Inc.: 2.5

Issued: 30-DEC-04

Band	I	II	III	IV	V
GS Range	1-6	7-10	11-12	13-14	15-15
Interval					
01	0 - 0	41,265 - 51,007	54,287 - 66,708	75,226 - 93,154	104,565 - 118,509
02	34,548 - 39,089	51,008 - 58,314	66,709 - 76,024	93,155 - 106,601	118,510 - 128,968
03	39,090 - 44,918	58,315 - 63,185	76,025 - 82,234	106,602 - 115,565	128,969 - 135,940
04	44,919 - 46,266	63,186 - 65,081	82,235 - 84,701	115,566 - 119,032	135,941 - 140,018
05	46,267 - 47,654	65,082 - 67,033	84,702 - 87,242	119,033 - 122,603	140,019 - 140,300

Series:

0334
0854
1550
2210

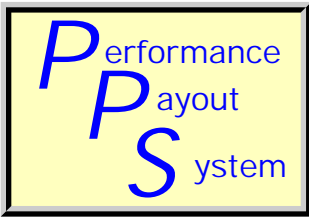
Titles:

Cities:

Counties:

WW 00 0000 000

Locality Area: Philadelphia-Wilmington-Atlantic City, PA-NJ-DE-MD



Special Pay Tables

Report run on: January 13, 2005 9:20 AM

Page 92 of 120

PPS: POR052 OPM: 0305 PROFESSIONAL

Path: ZP Effective: 09-JAN-05

Prev. Yr Rate .1469

Curr. Yr Rate: .1593

Loc. Diff: 1.01081

Gen. Inc.: 2.5

Issued: 30-DEC-04

Band	I	II	III	IV	V
GS Range	1-6	7-10	11-12	13-14	15-15
Interval					
01	0 - 0	35,436 - 47,269	52,446 - 65,453	74,749 - 92,564	103,902 - 117,758
02	28,792 - 36,370	47,270 - 56,144	65,454 - 75,208	92,565 - 105,925	117,759 - 128,150
03	36,371 - 41,457	56,145 - 62,060	75,209 - 81,712	105,926 - 114,832	128,151 - 135,078
04	41,458 - 42,701	62,061 - 63,922	81,713 - 84,163	114,833 - 118,277	135,079 - 139,130
05	42,702 - 43,982	63,923 - 65,840	84,164 - 86,688	118,278 - 121,825	139,131 - 140,300

Series:

0690

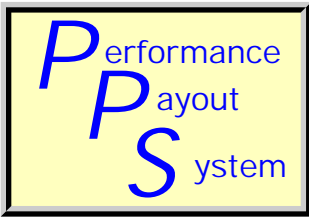
Titles:

Cities:

Counties:

WW 00 0000 000

Locality Area: Portland-Salem, OR-WA



Special Pay Tables

Report run on: January 13, 2005 9:20 AM

Page 93 of 120

PPS: POR053 OPM: 0414 PROFESSIONAL

Path: ZP Effective: 09-JAN-05

Prev. Yr Rate .1469

Curr. Yr Rate: .1593

Loc. Diff: 1.01081

Gen. Inc.: 2.5

Issued: 30-DEC-04

Band	I	II	III	IV	V
GS Range	1-6	7-10	11-12	13-14	15-15
Interval					
01	0 - 0	39,738 - 49,659	52,446 - 65,453	74,749 - 92,564	103,902 - 117,758
02	32,084 - 36,370	49,660 - 57,100	65,454 - 75,208	92,565 - 105,925	117,759 - 128,150
03	36,371 - 41,457	57,101 - 62,060	75,209 - 81,712	105,926 - 114,832	128,151 - 135,078
04	41,458 - 42,701	62,061 - 63,922	81,713 - 84,163	114,833 - 118,277	135,079 - 139,130
05	42,702 - 43,982	63,923 - 65,840	84,164 - 86,688	118,278 - 121,825	139,131 - 140,300

Series:

- 0801
- 0804
- 0807
- 0810
- 0830
- 0861
- 0890
- 0893
- 0896

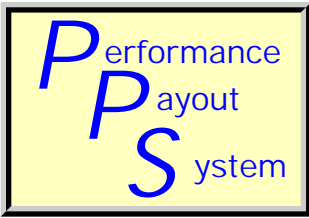
Titles:

Cities:

Counties:

WW 00 0000 000

Locality Area: Portland-Salem, OR-WA



Special Pay Tables

Report run on: January 13, 2005 9:20 AM

Page 94 of 120

PPS: POR054 OPM: 0422 PROFESSIONAL

Path: ZP Effective: 09-JAN-05

Prev. Yr Rate .1469

Curr. Yr Rate: .1593

Loc. Diff: 1.01081

Gen. Inc.: 2.5

Issued: 30-DEC-04

Band	I	II	III	IV	V
GS Range	1-6	7-10	11-12	13-14	15-15
Interval					
01	0 - 0	39,738 - 49,659	52,779 - 65,638	74,749 - 92,564	103,902 - 117,758
02	32,084 - 36,370	49,660 - 57,100	65,639 - 75,282	92,565 - 105,925	117,759 - 128,150
03	36,371 - 41,457	57,101 - 62,060	75,283 - 81,712	105,926 - 114,832	128,151 - 135,078
04	41,458 - 42,701	62,061 - 63,922	81,713 - 84,163	114,833 - 118,277	135,079 - 139,130
05	42,702 - 43,982	63,923 - 65,840	84,164 - 86,688	118,278 - 121,825	139,131 - 140,300

Series:

0850
0855

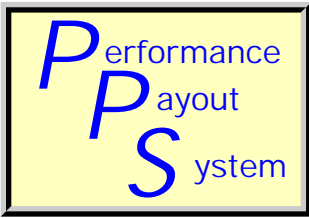
Titles:

Cities:

Counties:

WW 00 0000 000

Locality Area: Portland-Salem, OR-WA



Special Pay Tables

Report run on: January 13, 2005 9:20 AM

Page 95 of 120

PPS: POR084 OPM: 999C PROFESSIONAL

Path: ZP Effective: 09-JAN-05

Prev. Yr Rate .1469

Curr. Yr Rate: .1593

Loc. Diff: 1.01081

Gen. Inc.: 2.5

Issued: 30-DEC-04

Band	I	II	III	IV	V
GS Range	1-6	7-10	11-12	13-14	15-15
Interval					
01	0 - 0	41,265 - 51,007	54,287 - 66,476	74,749 - 92,564	103,902 - 117,758
02	34,548 - 39,062	51,008 - 58,314	66,477 - 75,618	92,565 - 105,925	117,759 - 128,150
03	39,063 - 44,918	58,315 - 63,185	75,619 - 81,712	105,926 - 114,832	128,151 - 135,078
04	44,919 - 46,266	63,186 - 65,081	81,713 - 84,163	114,833 - 118,277	135,079 - 139,130
05	46,267 - 47,654	65,082 - 67,033	84,164 - 86,688	118,278 - 121,825	139,131 - 140,300

Series:

- 0334
- 0854
- 1550
- 2210

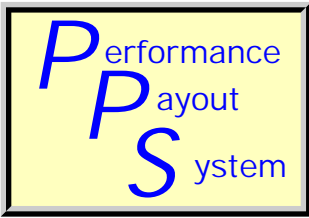
Titles:

Cities:

Counties:

WW 00 0000 000

Locality Area: Portland-Salem, OR-WA



Special Pay Tables

Report run on: January 13, 2005 9:20 AM

Page 96 of 120

PPS: RUS063 OPM: 0305 PROFESSIONAL

Path: ZP Effective: 09-JAN-05

Prev. Yr Rate .109

Curr. Yr Rate: .1172

Loc. Diff: 1.00739

Gen. Inc.: 2.5

Issued: 30-DEC-04

Band	I	II	III	IV	V
GS Range	1-6	7-10	11-12	13-14	15-15
Interval					
01	0 - 0	34,643 - 45,827	50,541 - 63,076	72,035 - 89,203	100,129 - 113,482
02	28,792 - 35,049	45,828 - 54,214	63,077 - 72,477	89,204 - 102,078	113,483 - 123,497
03	35,050 - 39,951	54,215 - 59,806	72,478 - 78,745	102,079 - 110,662	123,498 - 130,173
04	39,952 - 41,150	59,807 - 61,600	78,746 - 81,107	110,663 - 113,982	130,174 - 134,078
05	41,151 - 42,385	61,601 - 63,448	81,108 - 83,540	113,983 - 117,401	134,079 - 138,100

Series:

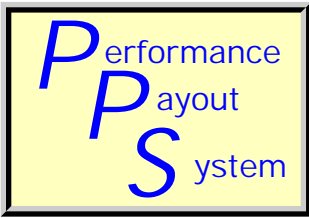
0690

Titles:

Cities:

Counties:

Locality Area: Rest of U.S.



Special Pay Tables

Report run on: January 13, 2005 9:20 AM

Page 97 of 120

PPS: RUS064 OPM: 0414 PROFESSIONAL

Path: ZP Effective: 09-JAN-05

Prev. Yr Rate .109

Curr. Yr Rate: .1172

Loc. Diff: 1.00739

Gen. Inc.: 2.5

Issued: 30-DEC-04

Band	I	II	III	IV	V
GS Range	1-6	7-10	11-12	13-14	15-15
Interval					
01	0 - 0	39,738 - 48,662	51,271 - 63,482	72,035 - 89,203	100,129 - 113,482
02	32,084 - 35,049	48,663 - 55,356	63,483 - 72,640	89,204 - 102,078	113,483 - 123,497
03	35,050 - 39,951	55,357 - 59,818	72,641 - 78,745	102,079 - 110,662	123,498 - 130,173
04	39,952 - 41,150	59,819 - 61,613	78,746 - 81,107	110,663 - 113,982	130,174 - 134,078
05	41,151 - 42,385	61,614 - 63,461	81,108 - 83,540	113,983 - 117,401	134,079 - 138,100

Series:

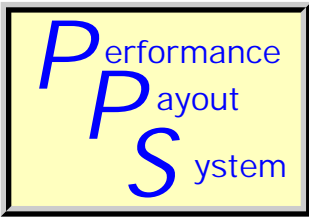
- 0801
- 0804
- 0807
- 0810
- 0830
- 0861
- 0890
- 0893
- 0896

Titles:

Cities:

Counties:

Locality Area: Rest of U.S.



Special Pay Tables

Report run on: January 13, 2005 9:20 AM

Page 98 of 120

PPS: RUS065 OPM: 0422 PROFESSIONAL

Path: ZP Effective: 09-JAN-05

Prev. Yr Rate .109

Curr. Yr Rate: .1172

Loc. Diff: 1.00739

Gen. Inc.: 2.5

Issued: 30-DEC-04

Band	I	II	III	IV	V
GS Range	1-6	7-10	11-12	13-14	15-15
Interval					
01	0 - 0	39,738 - 48,662	52,779 - 64,319	72,035 - 89,203	100,129 - 113,482
02	32,084 - 35,049	48,663 - 55,356	64,320 - 72,975	89,204 - 102,078	113,483 - 123,497
03	35,050 - 39,951	55,357 - 59,818	72,976 - 78,745	102,079 - 110,662	123,498 - 130,173
04	39,952 - 41,150	59,819 - 61,613	78,746 - 81,107	110,663 - 113,982	130,174 - 134,078
05	41,151 - 42,385	61,614 - 63,461	81,108 - 83,540	113,983 - 117,401	134,079 - 138,100

Series:

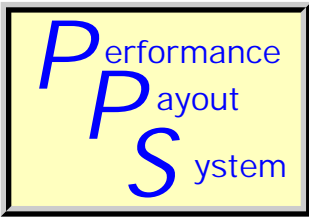
0850
0855

Titles:

Cities:

Counties:

Locality Area: Rest of U.S.



Special Pay Tables

Report run on: January 13, 2005 9:20 AM

Page 99 of 120

PPS: RUS066 OPM: 0037 SCIENTIFIC & TECHNICAL Path: ZT Effective: 09-JAN-05

Prev. Yr Rate .109 Curr. Yr Rate: .1172 Loc. Diff: 1.00739 Gen. Inc.: 2.5 Issued: 30-DEC-04

Band	I	II	III	IV	V
GS Range	1-4	5-8	9-10	11-12	13-13
Interval					
01	17,893 - 24,177	27,569 - 37,165	41,772 - 49,787	50,541 - 63,076	72,035 - 81,639
02	24,178 - 28,889	37,166 - 44,363	49,788 - 55,798	63,077 - 72,477	81,640 - 88,841
03	28,890 - 32,031	44,364 - 49,161	55,799 - 59,806	72,478 - 78,745	88,842 - 93,643
04	32,032 - 32,992	49,162 - 50,636	59,807 - 61,600	78,746 - 81,107	93,644 - 96,452
05	32,993 - 33,982	50,637 - 52,155	61,601 - 63,448	81,108 - 83,540	96,453 - 99,346

Series:

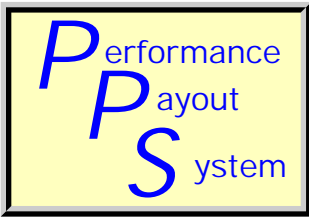
0332
1531

Titles:

Cities:

Counties:

Locality Area: Rest of U.S.



Special Pay Tables

Report run on: January 13, 2005 9:20 AM

Page 100 of 120

PPS: RUS067 OPM: 0037 ADMINISTRATIVE

Path: ZA Effective: 09-JAN-05

Prev. Yr Rate .109

Curr. Yr Rate: .1172

Loc. Diff: 1.00739

Gen. Inc.: 2.5

Issued: 30-DEC-04

Band	I	II	III	IV	V
GS Range	1-6	7-10	11-12	13-14	15-15
Interval					
01	17,893 - 27,697	34,149 - 45,552	50,541 - 63,076	72,035 - 89,203	100,129 - 113,482
02	27,698 - 35,049	45,553 - 54,104	63,077 - 72,477	89,204 - 102,078	113,483 - 123,497
03	35,050 - 39,951	54,105 - 59,806	72,478 - 78,745	102,079 - 110,662	123,498 - 130,173
04	39,952 - 41,150	59,807 - 61,600	78,746 - 81,107	110,663 - 113,982	130,174 - 134,078
05	41,151 - 42,385	61,601 - 63,448	81,108 - 83,540	113,983 - 117,401	134,079 - 138,100

Series:

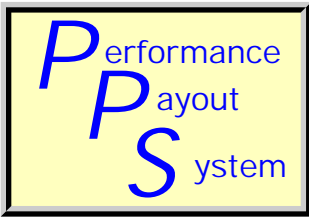
1001
1101

Titles:

Cities:

Counties:

Locality Area: Rest of U.S.



Special Pay Tables

Report run on: January 13, 2005 9:20 AM

Page 101 of 120

PPS: RUS068 OPM: 0037 CLERICAL AND SUPPORT Path: ZS Effective: 09-JAN-05

Prev. Yr Rate .109 Curr. Yr Rate: .1172 Loc. Diff: 1.00739 Gen. Inc.: 2.5 Issued: 30-DEC-04

Band	I	II	III	IV	V
GS Range	1-2	3-4	5-6	7-8	9-10
Interval					
01	17,893 - 21,192	21,950 - 26,430	27,569 - 33,072	34,149 - 40,821	41,772 - 49,787
02	21,193 - 23,666	26,431 - 29,791	33,073 - 37,199	40,822 - 45,825	49,788 - 55,798
03	23,667 - 25,316	29,792 - 32,031	37,200 - 39,951	45,826 - 49,161	55,799 - 59,806
04	25,317 - 26,075	32,032 - 32,992	39,952 - 41,150	49,162 - 50,636	59,807 - 61,600
05	26,076 - 26,857	32,993 - 33,982	41,151 - 42,385	50,637 - 52,155	61,601 - 63,448

Series:

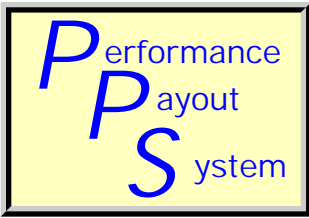
- 0029
- 0303
- 0305
- 0309
- 0318
- 0322
- 0326
- 0335
- 0344
- 0525
- 0561
- 0963
- 1087
- 1101
- 1105
- 1106
- 2005
- 2102

Titles: DATA TRANSCRIBER OFFICE AUTOMATION STENOGRAPHY
 STENOGRAPHY AND TYPING TYPING

Cities:

Counties:

Locality Area: Rest of U.S.



Special Pay Tables

Report run on: January 13, 2005 9:20 AM

Page 102 of 120

PPS: RUS085 OPM: 999B PROFESSIONAL

Path: ZP Effective: 09-JAN-05

Prev. Yr Rate .109

Curr. Yr Rate: .1172

Loc. Diff: 1.00739

Gen. Inc.: 2.5

Issued: 30-DEC-04

Band	I	II	III	IV	V
GS Range	1-6	7-10	11-12	13-14	15-15
Interval					
01	0 - 0	40,654 - 50,668	53,382 - 65,055	72,035 - 89,203	100,129 - 113,482
02	34,054 - 38,413	50,669 - 58,178	65,056 - 73,810	89,204 - 102,078	113,483 - 123,497
03	38,414 - 44,276	58,179 - 63,185	73,811 - 79,647	102,079 - 110,662	123,498 - 130,173
04	44,277 - 45,604	63,186 - 65,081	79,648 - 82,036	110,663 - 113,982	130,174 - 134,078
05	45,605 - 46,972	65,082 - 67,033	82,037 - 84,497	113,983 - 117,401	134,079 - 138,100

Series:

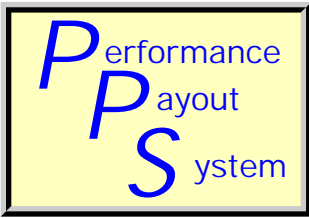
- 0334
- 0854
- 1550
- 2210

Titles:

Cities:

Counties:

Locality Area: Rest of U.S.



Special Pay Tables

Report run on: January 13, 2005 9:20 AM

Page 103 of 120

PPS: SAC070 OPM: 0305 PROFESSIONAL

Path: ZP Effective: 09-JAN-05

Prev. Yr Rate .1518

Curr. Yr Rate: .1651

Loc. Diff: 1.01155

Gen. Inc.: 2.5

Issued: 30-DEC-04

Band	I	II	III	IV	V
GS Range	1-6	7-10	11-12	13-14	15-15
Interval					
01	28,792 - 28,884	35,614 - 47,506	52,708 - 65,780	75,123 - 93,027	104,422 - 118,347
02	28,885 - 36,552	47,507 - 56,424	65,781 - 75,585	93,028 - 106,455	118,348 - 128,791
03	36,553 - 41,664	56,425 - 62,370	75,586 - 82,121	106,456 - 115,407	128,792 - 135,754
04	41,665 - 42,914	62,371 - 64,241	82,122 - 84,585	115,408 - 118,869	135,755 - 139,827
05	42,915 - 44,201	64,242 - 66,168	84,586 - 87,123	118,870 - 122,435	139,828 - 140,300

Series:

0690

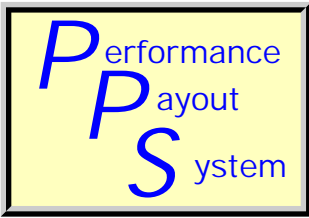
Titles:

Cities:

Counties:

WW 00 0000 000

Locality Area: Sacramento-Yolo, CA



Special Pay Tables

Report run on: January 13, 2005 9:20 AM

Page 104 of 120

PPS: SAC071 OPM: 0414 PROFESSIONAL

Path: ZP Effective: 09-JAN-05

Prev. Yr Rate .1518

Curr. Yr Rate: .1651

Loc. Diff: 1.01155

Gen. Inc.: 2.5

Issued: 30-DEC-04

Band	I	II	III	IV	V
GS Range	1-6	7-10	11-12	13-14	15-15
Interval					
01	0 - 0	39,738 - 49,797	52,708 - 65,780	75,123 - 93,027	104,422 - 118,347
02	32,084 - 36,552	49,798 - 57,341	65,781 - 75,585	93,028 - 106,455	118,348 - 128,791
03	36,553 - 41,664	57,342 - 62,370	75,586 - 82,121	106,456 - 115,407	128,792 - 135,754
04	41,665 - 42,914	62,371 - 64,241	82,122 - 84,585	115,408 - 118,869	135,755 - 139,827
05	42,915 - 44,201	64,242 - 66,168	84,586 - 87,123	118,870 - 122,435	139,828 - 140,300

Series:

- 0801
- 0804
- 0807
- 0810
- 0830
- 0861
- 0890
- 0893
- 0896

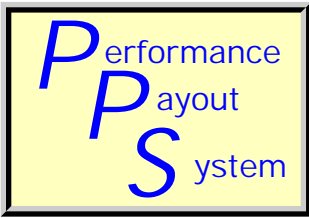
Titles:

Cities:

Counties:

WW 00 0000 000

Locality Area: Sacramento-Yolo, CA



Special Pay Tables

Report run on: January 13, 2005 9:20 AM

Page 105 of 120

PPS: SAC072 OPM: 0422 PROFESSIONAL

Path: ZP Effective: 09-JAN-05

Prev. Yr Rate .1518

Curr. Yr Rate: .1651

Loc. Diff: 1.01155

Gen. Inc.: 2.5

Issued: 30-DEC-04

Band	I	II	III	IV	V
GS Range	1-6	7-10	11-12	13-14	15-15
Interval					
01	0 - 0	39,738 - 49,797	52,779 - 65,820	75,123 - 93,027	104,422 - 118,347
02	32,084 - 36,552	49,798 - 57,341	65,821 - 75,601	93,028 - 106,455	118,348 - 128,791
03	36,553 - 41,664	57,342 - 62,370	75,602 - 82,121	106,456 - 115,407	128,792 - 135,754
04	41,665 - 42,914	62,371 - 64,241	82,122 - 84,585	115,408 - 118,869	135,755 - 139,827
05	42,915 - 44,201	64,242 - 66,168	84,586 - 87,123	118,870 - 122,435	139,828 - 140,300

Series:

0850
0855

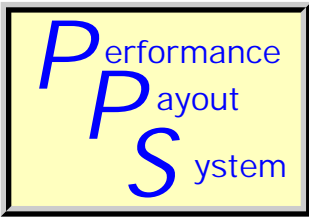
Titles:

Cities:

Counties:

WW 00 0000 000

Locality Area: Sacramento-Yolo, CA



Special Pay Tables

Report run on: January 13, 2005 9:20 AM

Page 106 of 120

PPS: SAC086 OPM: 999C PROFESSIONAL

Path: ZP Effective: 09-JAN-05

Prev. Yr Rate .1518

Curr. Yr Rate: .1651

Loc. Diff: 1.01155

Gen. Inc.: 2.5

Issued: 30-DEC-04

Band	I	II	III	IV	V
GS Range	1-6	7-10	11-12	13-14	15-15
Interval					
01	0 - 0	41,265 - 51,007	54,287 - 66,658	75,123 - 93,027	104,422 - 118,347
02	34,548 - 39,083	51,008 - 58,314	66,659 - 75,936	93,028 - 106,455	118,348 - 128,791
03	39,084 - 44,918	58,315 - 63,185	75,937 - 82,121	106,456 - 115,407	128,792 - 135,754
04	44,919 - 46,266	63,186 - 65,081	82,122 - 84,585	115,408 - 118,869	135,755 - 139,827
05	46,267 - 47,654	65,082 - 67,033	84,586 - 87,123	118,870 - 122,435	139,828 - 140,300

Series:

- 0334
- 0854
- 1550
- 2210

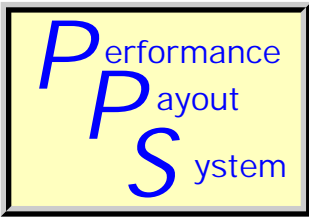
Titles:

Cities:

Counties:

WW 00 0000 000

Locality Area: Sacramento-Yolo, CA



Special Pay Tables

Report run on: January 13, 2005 9:20 AM

Page 107 of 120

PPS: SD0035 OPM: 0305 PROFESSIONAL

Path: ZP Effective: 09-JAN-05

Prev. Yr Rate .1616

Curr. Yr Rate: .1768

Loc. Diff: 1.01309

Gen. Inc.: 2.5

Issued: 30-DEC-04

Band	I	II	III	IV	V
GS Range	1-6	7-10	11-12	13-14	15-15
Interval					
01	28,792 - 29,174	35,971 - 47,982	53,237 - 66,441	75,878 - 93,962	105,471 - 119,536
02	29,175 - 36,919	47,983 - 56,990	66,442 - 76,344	93,963 - 107,524	119,537 - 130,085
03	36,920 - 42,082	56,991 - 62,996	76,345 - 82,946	107,525 - 116,566	130,086 - 137,117
04	42,083 - 43,344	62,997 - 64,886	82,947 - 85,434	116,567 - 120,063	137,118 - 140,300
05	43,345 - 44,644	64,887 - 66,833	85,435 - 87,997	120,064 - 123,665	140,300 - 140,300

Series:

0690

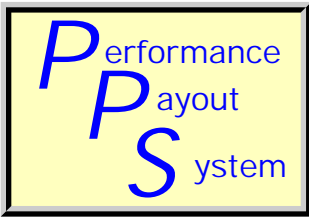
Titles:

Cities:

Counties:

WW 00 0000 000

Locality Area: San Diego, CA



Special Pay Tables

Report run on: January 13, 2005 9:20 AM

Page 108 of 120

PPS: SD0036 OPM: 0414 PROFESSIONAL

Path: ZP Effective: 09-JAN-05

Prev. Yr Rate .1616

Curr. Yr Rate: .1768

Loc. Diff: 1.01309

Gen. Inc.: 2.5

Issued: 30-DEC-04

Band	I	II	III	IV	V
GS Range	1-6	7-10	11-12	13-14	15-15
Interval					
01	0 - 0	39,738 - 50,075	53,237 - 66,441	75,878 - 93,962	105,471 - 119,536
02	32,084 - 36,919	50,076 - 57,828	66,442 - 76,344	93,963 - 107,524	119,537 - 130,085
03	36,920 - 42,082	57,829 - 62,996	76,345 - 82,946	107,525 - 116,566	130,086 - 137,117
04	42,083 - 43,344	62,997 - 64,886	82,947 - 85,434	116,567 - 120,063	137,118 - 140,300
05	43,345 - 44,644	64,887 - 66,833	85,435 - 87,997	120,064 - 123,665	140,300 - 140,300

Series:

- 0801
- 0804
- 0807
- 0810
- 0819
- 0830
- 0861
- 0890
- 0893
- 0896

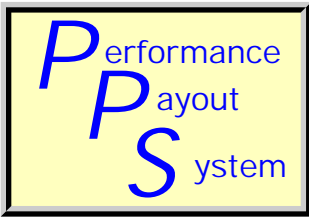
Titles:

Cities:

Counties:

WW 00 0000 000

Locality Area: San Diego, CA



Special Pay Tables

Report run on: January 13, 2005 9:20 AM

Page 109 of 120

PPS: SD0037 OPM: 0422 PROFESSIONAL

Path: ZP Effective: 09-JAN-05

Prev. Yr Rate .1616

Curr. Yr Rate: .1768

Loc. Diff: 1.01309

Gen. Inc.: 2.5

Issued: 30-DEC-04

Band	I	II	III	IV	V
GS Range	1-6	7-10	11-12	13-14	15-15
Interval					
01	0 - 0	39,738 - 50,075	53,237 - 66,441	75,878 - 93,962	105,471 - 119,536
02	32,084 - 36,919	50,076 - 57,828	66,442 - 76,344	93,963 - 107,524	119,537 - 130,085
03	36,920 - 42,082	57,829 - 62,996	76,345 - 82,946	107,525 - 116,566	130,086 - 137,117
04	42,083 - 43,344	62,997 - 64,886	82,947 - 85,434	116,567 - 120,063	137,118 - 140,300
05	43,345 - 44,644	64,887 - 66,833	85,435 - 87,997	120,064 - 123,665	140,300 - 140,300

Series:

0850
0855

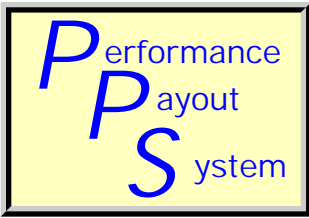
Titles:

Cities:

Counties:

WW 00 0000 000

Locality Area: San Diego, CA



Special Pay Tables

Report run on: January 13, 2005 9:20 AM

Page 110 of 120

PPS: SD0087 OPM: 999C PROFESSIONAL

Path: ZP Effective: 09-JAN-05

Prev. Yr Rate .1616

Curr. Yr Rate: .1768

Loc. Diff: 1.01309

Gen. Inc.: 2.5

Issued: 30-DEC-04

Band	I	II	III	IV	V
GS Range	1-6	7-10	11-12	13-14	15-15
Interval					
01	0 - 0	41,265 - 51,007	54,287 - 67,024	75,878 - 93,962	105,471 - 119,536
02	34,548 - 39,125	51,008 - 58,314	67,025 - 76,577	93,963 - 107,524	119,537 - 130,085
03	39,126 - 44,918	58,315 - 63,185	76,578 - 82,946	107,525 - 116,566	130,086 - 137,117
04	44,919 - 46,266	63,186 - 65,081	82,947 - 85,434	116,567 - 120,063	137,118 - 140,300
05	46,267 - 47,654	65,082 - 67,033	85,435 - 87,997	120,064 - 123,665	140,300 - 140,300

Series:

- 0334
- 0854
- 1550
- 2210

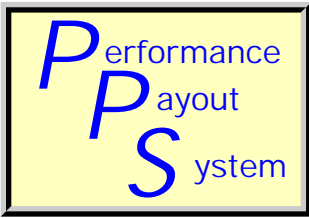
Titles:

Cities:

Counties:

WW 00 0000 000

Locality Area: San Diego, CA



Special Pay Tables

Report run on: January 13, 2005 9:20 AM

Page 111 of 120

PPS: SD088 OPM: 983C CLERICAL AND SUPPORT Path: ZS Effective: 09-JAN-05

Prev. Yr Rate .1616 Curr. Yr Rate: .1768 Loc. Diff: 1.01309 Gen. Inc.: 2.5 Issued: 30-DEC-04

Band	I	II	III	IV	V
GS Range	1-2	3-4	5-6	7-8	9-10
Interval					
01	18,848 - 22,323	30,217 - 34,245	33,807 - 40,555	41,877 - 49,081	47,485 - 55,407
02	22,324 - 24,929	34,246 - 37,265	40,556 - 45,617	49,082 - 54,483	55,408 - 61,348
03	24,930 - 26,666	37,266 - 39,279	45,618 - 48,991	54,484 - 58,085	61,349 - 65,309
04	26,667 - 27,466	39,280 - 40,457	48,992 - 50,461	58,086 - 59,828	65,310 - 67,268
05	27,467 - 28,290	40,458 - 41,671	50,462 - 51,975	59,829 - 61,623	67,269 - 69,286

Series:

0083

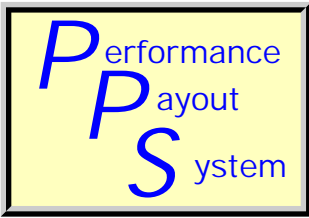
Titles:

Cities:

Counties:

WW 00 0000 000

Locality Area: San Diego, CA



Special Pay Tables

Report run on: January 13, 2005 9:20 AM

Page 112 of 120

PPS: SEA055 OPM: 0305 PROFESSIONAL

Path: ZP Effective: 09-JAN-05

Prev. Yr Rate .1512

Curr. Yr Rate: .1653

Loc. Diff: 1.01225

Gen. Inc.: 2.5

Issued: 30-DEC-04

Band	I	II	III	IV	V
GS Range	1-6	7-10	11-12	13-14	15-15
Interval					
01	28,792 - 28,889	35,620 - 47,514	52,717 - 65,792	75,136 - 93,043	104,440 - 118,368
02	28,890 - 36,558	47,515 - 56,434	65,793 - 75,598	93,044 - 106,473	118,369 - 128,813
03	36,559 - 41,671	56,435 - 62,381	75,599 - 82,135	106,474 - 115,426	128,814 - 135,777
04	41,672 - 42,921	62,382 - 64,252	82,136 - 84,599	115,427 - 118,889	135,778 - 139,850
05	42,922 - 44,209	64,253 - 66,180	84,600 - 87,137	118,890 - 122,456	139,851 - 140,300

Series:

0690

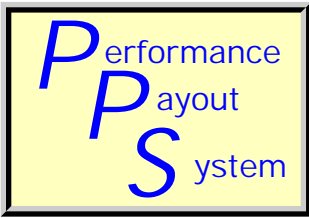
Titles:

Cities:

Counties:

WW 00 0000 000

Locality Area: Seattle-Tacoma-Bremerton, WA



Special Pay Tables

Report run on: January 13, 2005 9:20 AM

Page 113 of 120

PPS: SEA056 OPM: 0414 PROFESSIONAL

Path: ZP Effective: 09-JAN-05

Prev. Yr Rate .1512

Curr. Yr Rate: .1653

Loc. Diff: 1.01225

Gen. Inc.: 2.5

Issued: 30-DEC-04

Band	I	II	III	IV	V
GS Range	1-6	7-10	11-12	13-14	15-15
Interval					
01	0 - 0	39,738 - 49,802	52,717 - 65,792	75,136 - 93,043	104,440 - 118,368
02	32,084 - 36,558	49,803 - 57,349	65,793 - 75,598	93,044 - 106,473	118,369 - 128,813
03	36,559 - 41,671	57,350 - 62,381	75,599 - 82,135	106,474 - 115,426	128,814 - 135,777
04	41,672 - 42,921	62,382 - 64,252	82,136 - 84,599	115,427 - 118,889	135,778 - 139,850
05	42,922 - 44,209	64,253 - 66,180	84,600 - 87,137	118,890 - 122,456	139,851 - 140,300

Series:

- 0801
- 0804
- 0807
- 0810
- 0830
- 0861
- 0890
- 0893
- 0896

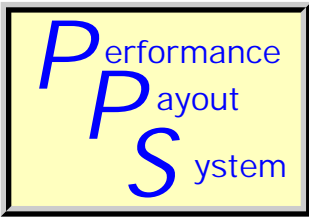
Titles:

Cities:

Counties:

WW 00 0000 000

Locality Area: Seattle-Tacoma-Bremerton, WA



Special Pay Tables

Report run on: January 13, 2005 9:20 AM

Page 114 of 120

PPS: SEA057 OPM: 0422 PROFESSIONAL

Path: ZP Effective: 09-JAN-05

Prev. Yr Rate .1512

Curr. Yr Rate: .1653

Loc. Diff: 1.01225

Gen. Inc.: 2.5

Issued: 30-DEC-04

Band	I	II	III	IV	V
GS Range	1-6	7-10	11-12	13-14	15-15
Interval					
01	0 - 0	39,738 - 49,802	52,779 - 65,826	75,136 - 93,043	104,440 - 118,368
02	32,084 - 36,558	49,803 - 57,349	65,827 - 75,611	93,044 - 106,473	118,369 - 128,813
03	36,559 - 41,671	57,350 - 62,381	75,612 - 82,135	106,474 - 115,426	128,814 - 135,777
04	41,672 - 42,921	62,382 - 64,252	82,136 - 84,599	115,427 - 118,889	135,778 - 139,850
05	42,922 - 44,209	64,253 - 66,180	84,600 - 87,137	118,890 - 122,456	139,851 - 140,300

Series:

0850
0855

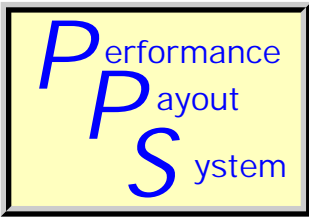
Titles:

Cities:

Counties:

WW 00 0000 000

Locality Area: Seattle-Tacoma-Bremerton, WA



Special Pay Tables

Report run on: January 13, 2005 9:20 AM

Page 115 of 120

PPS: SEA088 OPM: 999C PROFESSIONAL

Path: ZP Effective: 09-JAN-05

Prev. Yr Rate .1512

Curr. Yr Rate: .1653

Loc. Diff: 1.01225

Gen. Inc.: 2.5

Issued: 30-DEC-04

Band	I	II	III	IV	V
GS Range	1-6	7-10	11-12	13-14	15-15
Interval					
01	0 - 0	41,265 - 51,007	54,287 - 66,664	75,136 - 93,043	104,440 - 118,368
02	34,548 - 39,084	51,008 - 58,314	66,665 - 75,947	93,044 - 106,473	118,369 - 128,813
03	39,085 - 44,918	58,315 - 63,185	75,948 - 82,135	106,474 - 115,426	128,814 - 135,777
04	44,919 - 46,266	63,186 - 65,081	82,136 - 84,599	115,427 - 118,889	135,778 - 139,850
05	46,267 - 47,654	65,082 - 67,033	84,600 - 87,137	118,890 - 122,456	139,851 - 140,300

Series:

- 0334
- 0854
- 1550
- 2210

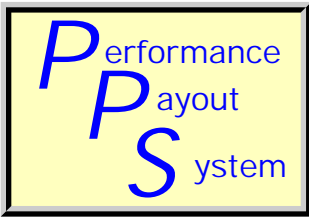
Titles:

Cities:

Counties:

WW 00 0000 000

Locality Area: Seattle-Tacoma-Bremerton, WA



Special Pay Tables

Report run on: January 13, 2005 9:20 AM

Page 116 of 120

PPS: SF0049 OPM: 0305 PROFESSIONAL

Path: ZP Effective: 09-JAN-05

Prev. Yr Rate .2421

Curr. Yr Rate: .2639

Loc. Diff: 1.01755

Gen. Inc.: 2.5

Issued: 30-DEC-04

Band	I	II	III	IV	V
GS Range	1-6	7-10	11-12	13-14	15-15
Interval					
01	28,792 - 31,334	38,634 - 51,534	57,178 - 71,359	81,494 - 100,916	113,277 - 125,287
02	31,335 - 39,652	51,535 - 61,209	71,360 - 81,995	100,917 - 115,482	125,288 - 134,295
03	39,653 - 45,197	61,210 - 67,659	81,996 - 89,085	115,483 - 125,193	134,296 - 140,300
04	45,198 - 46,553	67,660 - 69,689	89,086 - 91,758	125,194 - 128,949	140,300 - 140,300
05	46,554 - 47,950	69,690 - 71,780	91,759 - 94,511	128,950 - 132,817	140,300 - 140,300

Series:

0690

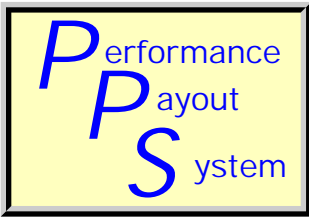
Titles:

Cities:

Counties:

WW 00 0000 000

Locality Area: San Francisco-Oakland-San Jose, CA



Special Pay Tables

Report run on: January 13, 2005 9:20 AM

Page 117 of 120

PPS: SF0050 OPM: 0414 PROFESSIONAL

Path: ZP Effective: 09-JAN-05

Prev. Yr Rate .2421

Curr. Yr Rate: .2639

Loc. Diff: 1.01755

Gen. Inc.: 2.5

Issued: 30-DEC-04

Band	I	II	III	IV	V
GS Range	1-6	7-10	11-12	13-14	15-15
Interval					
01	0 - 0	39,738 - 52,147	57,178 - 71,359	81,494 - 100,916	113,277 - 125,287
02	32,084 - 39,652	52,148 - 61,454	71,360 - 81,995	100,917 - 115,482	125,288 - 134,295
03	39,653 - 45,197	61,455 - 67,659	81,996 - 89,085	115,483 - 125,193	134,296 - 140,300
04	45,198 - 46,553	67,660 - 69,689	89,086 - 91,758	125,194 - 128,949	140,300 - 140,300
05	46,554 - 47,950	69,690 - 71,780	91,759 - 94,511	128,950 - 132,817	140,300 - 140,300

Series:

- 0801
- 0804
- 0807
- 0810
- 0830
- 0861
- 0890
- 0893
- 0896

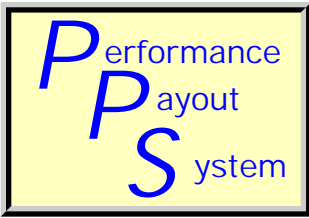
Titles:

Cities:

Counties:

WW 00 0000 000

Locality Area: San Francisco-Oakland-San Jose, CA



Special Pay Tables

Report run on: January 13, 2005 9:20 AM

Page 118 of 120

PPS: SF0051 OPM: 0422 PROFESSIONAL

Path: ZP Effective: 09-JAN-05

Prev. Yr Rate .2421

Curr. Yr Rate: .2639

Loc. Diff: 1.01755

Gen. Inc.: 2.5

Issued: 30-DEC-04

Band	I	II	III	IV	V
GS Range	1-6	7-10	11-12	13-14	15-15
Interval					
01	0 - 0	39,738 - 52,147	57,178 - 71,359	81,494 - 100,916	113,277 - 125,287
02	32,084 - 39,652	52,148 - 61,454	71,360 - 81,995	100,917 - 115,482	125,288 - 134,295
03	39,653 - 45,197	61,455 - 67,659	81,996 - 89,085	115,483 - 125,193	134,296 - 140,300
04	45,198 - 46,553	67,660 - 69,689	89,086 - 91,758	125,194 - 128,949	140,300 - 140,300
05	46,554 - 47,950	69,690 - 71,780	91,759 - 94,511	128,950 - 132,817	140,300 - 140,300

Series:

0850
0855

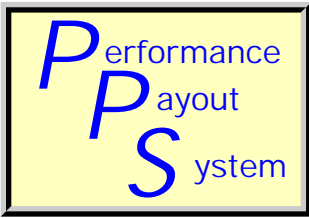
Titles:

Cities:

Counties:

WW 00 0000 000

Locality Area: San Francisco-Oakland-San Jose, CA



Special Pay Tables

Report run on: January 13, 2005 9:20 AM

Page 119 of 120

PPS: SF0089 OPM: 999F PROFESSIONAL

Path: ZP Effective: 09-JAN-05

Prev. Yr Rate .2421

Curr. Yr Rate: .2639

Loc. Diff: 1.01755

Gen. Inc.: 2.5

Issued: 30-DEC-04

Band	I	II	III	IV	V
GS Range	1-6	7-10	11-12	13-14	15-15
Interval					
01	0 - 0	44,016 - 54,524	58,358 - 72,014	81,494 - 100,916	113,277 - 125,287
02	36,769 - 41,680	54,525 - 62,405	72,015 - 82,257	100,917 - 115,482	125,288 - 134,295
03	41,681 - 47,805	62,406 - 67,659	82,258 - 89,085	115,483 - 125,193	134,296 - 140,300
04	47,806 - 49,239	67,660 - 69,689	89,086 - 91,758	125,194 - 128,949	140,300 - 140,300
05	49,240 - 50,716	69,690 - 71,780	91,759 - 94,511	128,950 - 132,817	140,300 - 140,300

Series:

- 0334
- 0854
- 1550
- 2210

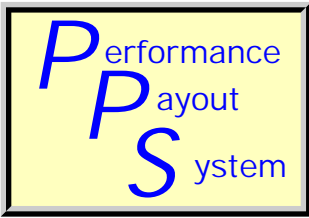
Titles:

Cities:

Counties:

WW 00 0000 000

Locality Area: San Francisco-Oakland-San Jose, CA



Special Pay Tables

Report run on: January 13, 2005 9:20 AM

Page 120 of 120

PPS: SF0090 OPM: 0024 CLERICAL AND SUPPORT Path: ZS Effective: 09-JAN-05

Prev. Yr Rate .2421 Curr. Yr Rate: .2639 Loc. Diff: 1.01755 Gen. Inc.: 2.5 Issued: 30-DEC-04

Band	I	II	III	IV	V
GS Range	1-2	3-4	5-6	7-8	9-10
Interval					
01	22,079 - 23,975	24,887 - 29,931	31,189 - 37,415	38,634 - 46,182	47,257 - 56,325
02	23,976 - 26,774	29,932 - 33,715	37,416 - 42,084	46,183 - 51,843	56,326 - 63,125
03	26,775 - 28,640	33,716 - 36,237	42,085 - 45,197	51,844 - 55,617	63,126 - 67,659
04	28,641 - 29,499	36,238 - 37,324	45,198 - 46,553	55,618 - 57,286	67,660 - 69,689
05	29,500 - 30,384	37,325 - 38,444	46,554 - 47,950	57,287 - 59,005	69,690 - 71,780

Series:

- 0326
- 0312
- 0318
- 0322
- 0356

Titles: DATA TRANSCRIBER OFFICE AUTOMATION STENOGRAPHY
 STENOGRAPHY AND TYPING TYPING

Cities:

Counties: WW 00 0000 000

Locality Area: San Francisco-Oakland-San Jose, CA