

U.S. Census Bureau's Budget Fiscal Year 2020

*As Presented to the Congress
March 2019*



United States™
Census
Bureau

U.S. Department of Commerce
Economics and Statistics Administration
U.S. CENSUS BUREAU
census.gov

THIS PAGE INTENTIONALLY LEFT BLANK

**DEPARTMENT OF COMMERCE
U.S. CENSUS BUREAU
Budget Estimates, Fiscal Year 2020
Congressional Submission
Table of Contents**

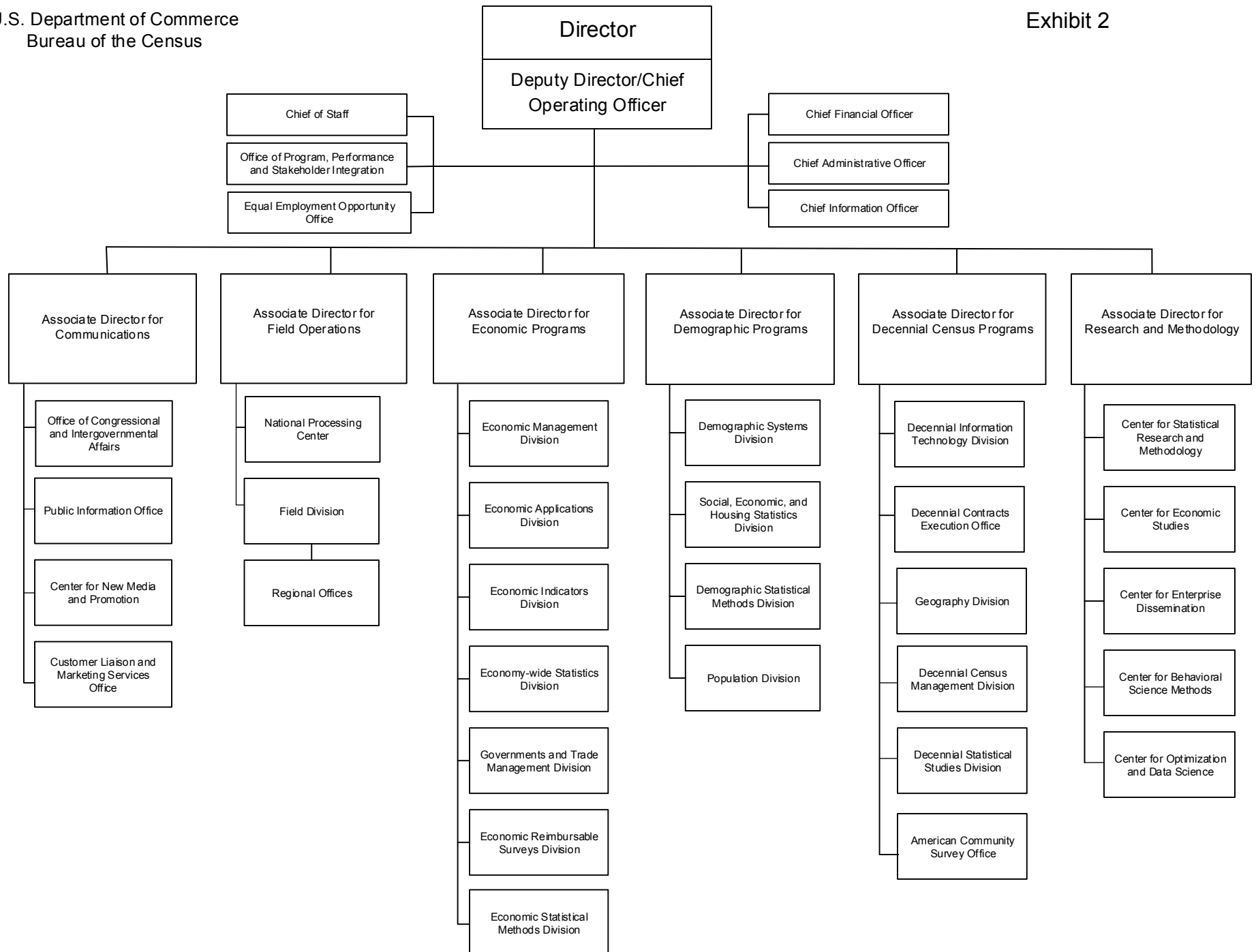
<u>Exhibit Number</u>	<u>Exhibit</u>	<u>Page Number</u>
2	Organization Chart	CEN-1
3	Executive Summary	CEN-3
4A	Program Increases / Decreases / Terminations	CEN-6
	<u>Current Surveys & Programs</u>	
5	Summary of Resource Requirements (Discretionary)	CEN-7
5	Summary of Resource Requirements (Mandatory)	CEN-8
7	Summary of Financing	CEN-9
8	Adjustments-to-Base	CEN-10
	Current Surveys and Statistics	
	Current Economic Statistics	
10	Program and Performance: Direct Obligations	CEN-11
12	Program Justification	CEN-12
13	Program Change Justification	CEN-20
14	Program Change Personnel Detail	CEN-23
15	Program Change Detail by Object Class	CEN-25
	Current Demographic Statistics	
10	Program and Performance: Direct Obligations	CEN-27
12	Program Justification	CEN-28
13	Program Change Justification	CEN-34
14	Program Change Personnel Detail	CEN-36
15	Program Change Detail by Object Class	CEN-38

Exhibit 1

<u>Exhibit Number</u>	<u>Exhibit</u>	<u>Page Number</u>
	State Children's Health Insurance Program	
10	Program and Performance: Direct Obligations	CEN-39
12	Program Justification	CEN-40
	Current Surveys & Programs Summary Exhibits	
16	Summary of Requirements by Object Class (Discretionary)	CEN-43
16	Summary of Requirements by Object Class (Mandatory)	CEN-45
33	Appropriation Language and Code Citation	CEN-47
	<u>Periodic Censuses & Programs</u>	
5	Summary of Resource Requirements (Discretionary)	CEN-49
7	Summary of Financing	CEN-51
8	Adjustments-to-Base	CEN-52
	Periodic Economic Statistics	
10	Program and Performance: Direct Obligations	CEN-53
	Economic Census	
12	Program Justification	CEN-54
13	Program Change Justification	CEN-59
14	Program Change Personnel Detail	CEN-64
15	Program Change Detail by Object Class	CEN-67
16A	Select Activities by Object Class	CEN-68
	Census of Governments	
12	Program Justification	CEN-70
13	Program Change Justification	CEN-75
14	Program Change Personnel Detail	CEN-81
15	Program Change Detail by Object Class	CEN-83
16A	Select Activities by Object Class	CEN-84

<u>Exhibit Number</u>	<u>Exhibit</u>	<u>Page Number</u>
	Decennial Census	
10	Program and Performance: Direct Obligations	CEN-87
	2020 Census	
12	Program Justification	CEN-88
13	Program Change Justification	CEN-95
14	Program Change Personnel Detail	CEN-130
15	Program Change Detail by Object Class	CEN-133
16A	Select Activities by Object Class	CEN-134
	American Community Survey	
12	Program Justification	CEN-136
13	Program Change Justification	CEN-144
15	Program Change Detail by Object Class	CEN-146
16A	Select Activities by Object Class	CEN-147
	Geographic Support	
10	Program and Performance: Direct Obligations	CEN-149
12	Program Justification	CEN-150
16A	Select Activities by Object Class	CEN-155
	Enterprise Data Collection and Dissemination Systems	
10	Program and Performance: Direct Obligations	CEN-157
12	Program Justification	CEN-158

<u>Exhibit Number</u>	<u>Exhibit</u>	<u>Page Number</u>
Center for Enterprise Dissemination Services and Consumer Innovation		
13	Program Change Justification	CEN-163
14	Program Change Personnel Detail	CEN-165
15	Program Change Detail by Object Class	CEN-168
16A	Select Activities by Object Class	CEN-169
Census Enterprise Data Collection and Processing		
13	Program Change Justification	CEN-171
14	Program Change Personnel Detail	CEN-174
15	Program Change Detail by Object Class	CEN-176
16A	Select Activities by Object Class	CEN-177
Periodic Censuses & Programs Summary Exhibits		
16	Summary of Requirements by Object Class	CEN-179
33	Appropriation Language and Code Citation	CEN-181
<u>Working Capital Fund</u>		
5	Summary of Resource Requirements	CEN-183
6	Summary of Reimbursable Obligations	CEN-185
7A	Summary of Financing – Reimbursable	CEN-186
7B	Summary of Financing – Appropriated	CEN-187
12	Program Justification	CEN-188
<u>Bureau Exhibits</u>		
34	Advisory & Assistance Services	CEN-195
35	Periodicals, Pamphlets, and Audiovisual Products	CEN-196
36	Average Grade and Salary	CEN-197
<u>Annual Performance Plan</u>		
	Summary of Goals, Objectives, and Performance Measures	CEN-199



THIS PAGE INTENTIONALLY LEFT BLANK

**Department of Commerce
U.S. Census Bureau
Budget Estimates, Fiscal Year 2020**

Executive Summary

April 1, 2020 is Census Day and marks the culmination of nearly a decade of design, research, and testing to meet the Department of Commerce's goal of conducting a complete and accurate decennial census. In FY 2020, the Census Bureau will conduct the major self-response and non-response operations of this pillar of our system of representative government. While fulfilling its constitutional mandate, the Census Bureau will continue to collect and release monthly, quarterly, and annual statistics that move markets and support economic growth and provide valuable insights into our society, release limited data from the Economic Census and Census of Governments, and plan for the 2022 cycle for both programs.

The FY 2020 request includes program changes for the following program activities:

2020 Census (Base Funding \$3,038.1 million BA/ \$4,058.1 million Obl. and 10,859 FTE/86,461 Positions; Program Change +\$2,259.0 million and +61,791 FTE/+243,528 Positions): As FY 2020 begins, the decade of rigorous planning, testing, and preparations for the 2020 Census will culminate with a final push to Census Day 2020. The system and operations that form the backbone of the most automated and high-tech decennial census in history will reach the final phases of integration, testing, and security checks before deploying into the field. The field offices and other nationwide field infrastructure will be opened and operational, and intense nationwide recruitment and onboarding of hundreds of thousands of field staff will be well underway. The advertising campaign and the partnership program will operate at peak intensity to get the word out about the census and help maximize self-response so as to minimize the far costlier in-person visits to nonresponding households. The printing and packaging of approximately 1.5 billion pieces of mail materials will be completed to prepare for the series of mailings in March that will initiate the 2020 Census for the vast majority of Americans.

The Census Bureau will launch major efforts to count all residents of the United States as Census Day nears, including self-response operations that will begin in March 2020 with Internet, telephone, and paper options available for the entire populace. As reminder mailings and questionnaires continue throughout March and April, approximately 400,000 field staff will conduct Non-Response Follow-up activities. Additional field enumeration operations will count Americans in special situations – living in group quarters, without a usual residence, those in transitory situations, and those living in rural or remote geographical locations that preclude mailed materials. Throughout this process, the systems in place will work in an integrated manner to conduct the operations, collect the data, and process the data in a manner that is secure, protected, and able to detect fraud at all times.

Once the major field operations are wrapping up, data processing, editing, and preparation for publishing will begin in earnest, with apportionment counts due to the President fewer than 6 months later, and redistricting data due to the states fewer than 9 months later. Coverage and quality operations will continue, including the post-enumeration survey, which will independently measure and later report the accuracy of the 2020 Census; coverage improvement; and reinterview for a sample of cases. The year will end with the closeout of the massive field, IT, and human capital infrastructure throughout the later part of FY 2020 and into FY 2021. For more information, see page CEN-95.

Census Enterprise Data Collection and Processing (CEDCaP) (Base Funding \$80.0 million and 254 FTE/267 Positions; Program Change +\$3.2 million and -110 FTE/-115 Positions): In FY 2020, CEDCaP will deploy scaled and secured systems in support of 2020 Census peak operations. For more information, see CEN-171.

Center for Enterprise Dissemination Services and Consumer Innovation (CEDSCI) (Base Funding \$57.5 million and 119 FTE/135 Positions; Program Change +\$7.4 million and +91 FTE/+122 Positions): CEDSCI will continue large-scale development of a new, modern, and user-centric data dissemination system to prepare for disseminating the unique and voluminous data products from the 2020 Census. During this transition, it will maintain the legacy data dissemination system in parallel with the new system to ensure high availability of data to users and to provide adequate time to transition data users to the new methods for retrieving data. For more information, see CEN-163.

Economic Census and Census of Governments (Base Funding \$143.4 million and 756 FTE/965 Positions; Program Change -\$3.8 million and -92 FTE/-163 Positions): In FY 2020, the Census Bureau will release data to the Bureau of Economic Analysis (BEA) for use in setting the baseline for Gross Domestic Products and other Principal Economic Indicators. The Census of Governments will continue processing and dissemination of the Finance component. Planning activities will begin for the next censuses. For more information, see CEN-59 and CEN-75.

General Economic Statistics—Modernize Data Collection, Analysis, and Dissemination (Base Funding \$76.0 million and 368 FTE/421 Positions; Program Change +\$5.0 million and +16 FTE/+16 Positions): Under the direction of the Under Secretary for Economic Affairs, the Census Bureau will partner with BEA to develop a U.S. Federal Data Service that promotes government-wide data access and sharing, improves cross-agency data discovery and utilization, and enhances privacy and confidentiality practices. For more information, see CEN-20.

Household Surveys—Supplemental Poverty Measure (Base Funding \$61.4 million and 451 FTE/705 Positions; Program Change +\$2.0 million and 0 FTE/ 0 Positions): The Census Bureau will fund a research study by the National Academies of Sciences, Engineering, and Medicine to evaluate and improve the supplemental poverty measure. For more information, see CEN-34.

Household Surveys—Survey of Income and Program Participation (SIPP) (Base Funding \$61.4 million and 451 FTE/705 Positions; Program Change -\$10.2 million and -73 FTE/ -73 Positions): The Census Bureau will continue SIPP data collection for a sample of approximately 31,900 households. This sample size will produce statistically sound information at the national level. For more information, see CEN-34.

General Economic Statistics (Base Funding \$76.0 million and 368 FTE/421 Positions; Program Change -\$8.8 million and -16 FTE/ -16 Positions): The Census Bureau will refocus research into the use of non-traditional survey data for use in official statistics in favor of a collaborative effort with BEA to modernize data collection, analysis, and dissemination. For more information, see CEN-20.

American Community Survey (Base Funding \$222.1 million and 1,921 FTE/3,490 Positions; Program Change -\$4.1 million and -53 FTE/ 0 Positions): The Census Bureau will continue researching and implementing methods to improve operational efficiencies to control the cost of the survey, including the curtailment of field staff hours for non-response follow-up visits. For more information, see CEN-144.

In addition to the requested program changes, the Census Bureau continues to support the Administration's proposal to reorganize the Bureau of Labor Statistics (BLS) alongside the Census Bureau and BEA within the Department of Commerce. The goals of this effort are to increase operational efficiencies; reduce respondent burden; enhance privacy protections; and improve data quality and availability. The Census Bureau will work with BEA and BLS in identifying next steps in fulfilling this proposal in FY 2020 and FY 2021, after the major field operations of the 2020 Census have been substantially completed.

Performance:

The effectiveness of the Census Bureau's investments is assessed using numerous internal and external performance measures including the Government Performance and Results Act (GPRA) goals. These efforts have been institutionalized in the Census Bureau's operations to maintain quality control and use objective methods to assess the Census Bureau's performance. For current GPRA targets, please see the FY 2020/2018 Annual Performance Plan and Report on CEN-199.

Adjustments:*Inflationary Adjustments*

The Census Bureau's FY 2020 Base includes a total of \$78,277,000 and 33 FTE/42 positions to account for the full funding requirement for inflationary adjustments. This includes inflationary increases for labor and non-labor activities, including benefits, rent charges from the General Services Administration, per diem, mileage, and postage.

Department of Commerce
U.S. Census Bureau
FY 2020 PROGRAM INCREASES / DECREASES / TERMINATIONS
(Dollar amounts in thousands)
(By Appropriation, Largest to Smallest)

Increases

Page No In CJ	Appropriations	Budget Program	Title of Increase	Positions	Budget Authority
CEN-95	Periodic Censuses and Programs	Demographic Statistics Programs	Decennial Census 2020 Census	243,528	\$2,258,955
CEN-163	Periodic Censuses and Programs	Enterprise Data Collection and Dissemination Systems	Center for Enterprise Dissemination Services and Consumer Innovation	122	7,397
CEN-20	Current Surveys and Programs	Current Economic Statistics	General Economic Statistics -- Modernize Data Collection, Analysis, and Dissemination	16	5,000
CEN-171	Periodic Censuses and Programs	Enterprise Data Collection and Dissemination Systems	Census Enterprise Data Collection and Processing	(115)	3,228
CEN-34	Current Surveys and Programs	Current Demographic Statistics	Household Surveys -- Supplemental Poverty Measure	0	2,000
Subtotal, Increases				243,551	2,276,580

Decreases

Page No In CJ	Appropriations	Budget Program	Title of Decrease	Positions	Budget Authority
CEN-34	Current Surveys and Programs	Current Demographic Statistics	Household Surveys -- Survey of Income and Program Participation	(73)	(10,163)
CEN-20	Current Surveys and Programs	Current Economic Statistics	General Economic Statistics	(16)	(8,800)
CEN-144	Periodic Censuses and Programs	Demographic Statistics Programs	Decennial Census -- American Community Survey	0	(4,145)
CEN-59	Periodic Censuses and Programs	Economic Statistics Programs	Periodic Economic Statistics -- Economic Census	(158)	(3,743)
CEN-75	Periodic Censuses and Programs	Economic Statistics Programs	Periodic Economic Statistics -- Census of Governments	(5)	(33)
Subtotal, Decreases				(252)	(26,884)

Department of Commerce
U.S. Census Bureau
Current Surveys and Programs - Discretionary BA
SUMMARY OF RESOURCE REQUIREMENTS
(Dollar amounts in thousands)

Page
No.

	Positions ¹	FTE	Budget Authority	Direct Obligations
Enacted, 2019	2,162	1,623	\$270,000	\$270,000
2020 Adjustments to Base	0	0	5,968	5,968
2020 Base	2,162	1,623	275,968	275,968
Plus (or less): 2020 Program changes	(73)	(73)	(11,963)	(11,963)
2020 Estimate	2,089	1,550	264,005	264,005

Comparison by activity/subactivity with totals by activity:

		2018 Actual		2019 Enacted		2020 Base		2020 Estimate		Increase/Decrease from 2020 Base		
		Personnel	Amount	Personnel	Amount	Personnel	Amount	Personnel	Amount	Personnel	Amount	
		CEN-11	Current Surveys and Statistics:									
	Current Economic Statistics	Pos./BA	1,287	\$180,872	1,299	\$184,872	1,299	\$189,083	1,299	\$185,283	0	(\$3,800)
		FTE/Obl.	970	180,431	1,032	184,872	1,032	189,083	1,032	185,283	0	(3,800)
CEN-27	Current Demographic Statistics	Pos./BA	785	85,128	863	85,128	863	86,885	790	78,722	(73)	(8,163)
		FTE/Obl.	490	84,034	591	85,128	591	86,885	518	78,722	(73)	(8,163)
	Total	Pos./BA	2,072	266,000	2,162	270,000	2,162	275,968	2,089	264,005	(73)	(11,963)
		FTE/Obl.	1,460	264,465	1,623	270,000	1,623	275,968	1,550	264,005	(73)	(11,963)
	Adjustments for:											
	Recoveries		0		0		0		0		0	0
	Unobligated balance, start of year		0		0		0		0		0	0
	Unobligated balance transferred		0		0		0		0		0	0
	Unobligated balance, end of year		0		0		0		0		0	0
	Unobligated balance, expiring		1,535		0		0		0		0	0
	Refund		0		0		0		0		0	0
	Adjustments to Budget Authority:											
	Rescission		0		0		0		0		0	0
	Sequestration		0		0		0		0		0	0
	Financing from transfers:											
	Transfer from other accounts (-)		0		0		0		0		0	0
	Transfer to other accounts (+)		4,000		0		0		0		0	0
	Appropriation		270,000		270,000		275,968		264,005			(11,963)

¹ Position numbers on this and other exhibits include "Other than Full Time Permanent" employees. This is a change in presentation from prior budget submissions.

Department of Commerce
U.S. Census Bureau
Current Surveys and Programs - Mandatory BA
SUMMARY OF RESOURCE REQUIREMENTS
(Dollar amounts in thousands)

Page No.		Positions ¹	FTE	Budget Authority	Direct Obligations
	Enacted, 2019	604	269	\$20,000	\$20,000
	2020 Adjustments to Base:	0	0	0	0
	2020 Base	604	269	20,000	20,000
	Plus: 2020 Program changes	0	0	0	0
	2020 Enacted	604	269	20,000	20,000

Comparison by activity/subactivity with totals by activity:			2018		2019		2020		2020		Increase/Decrease	
			Actual		Enacted		Base		Enacted		from 2020 Base	
			Personnel	Amount	Personnel	Amount	Personnel	Amount	Personnel	Amount	Personnel	Amount
CEN-39	State Children's Health Insurance Program	Pos./BA	475	\$18,680	604	\$20,000	604	\$20,000	604	\$20,000	0	\$0
		FTE/Obl.	207	18,637	269	20,000	269	20,000	269	20,000	0	0
	Total	Pos./BA	475	18,680	604	20,000	604	20,000	604	20,000	0	0
		FTE/Obl.	207	18,637	269	20,000	269	20,000	269	20,000	0	0
Adjustments for:												
	Recoveries			0		0		0		0		0
	Unobligated balance, start of year			0		0		0		0		0
	Unobligated balance transferred			0		0		0		0		0
	Unobligated balance, end of year			0		0		0		0		0
	Unobligated balance, expiring			43		0		0		0		0
	Refund			0		0		0		0		0
Adjustments to Budget Authority:												
	Rescission			0		0		0		0		0
	Sequestration			1,320		0		0		0		0
Financing from transfers:												
	Transfers from other accounts (-)			0		0		0		0		0
	Transfers to other accounts (+)			0		0		0		0		0
	Appropriation			20,000		20,000		20,000		20,000		0

¹ Position numbers on this and other exhibits include "Other than Full Time Permanent" employees. This is a change in presentation from prior budget submissions.

Department of Commerce
U.S. Census Bureau
Current Surveys and Programs
SUMMARY OF FINANCING
(Dollar amounts in thousands)

	2018 Actual	2019 Enacted	2020 Base	2020 Estimate	Increase/Decrease from 2020 Base
Total Obligations	\$283,102	\$290,000	\$295,968	\$284,005	(\$11,963)
Offsetting collections from:					
Federal Funds	0	0	0	0	0
Trust Funds	0	0	0	0	0
Non-Federal sources	0	0	0	0	0
Mandatory funds	(18,680)	(20,000)	(20,000)	(20,000)	0
Recoveries	0	0	0	0	0
Unobligated balance, start of year	0	0	0	0	0
Unobligated balance transferred	0	0	0	0	0
Unobligated balance, end of year	0	0	0	0	0
Unobligated balance, expiring	1,578	0	0	0	0
Discretionary Budget Authority	266,000	270,000	275,968	264,005	(11,963)
Financing:					
Transfer from other accounts (-)	0	0	0	0	0
Transfer to other accounts (+)	4,000	0	0	0	0
Appropriation	270,000	270,000	275,968	264,005	(11,963)

**Department of Commerce
U.S. Census Bureau
Current Surveys and Programs
ADJUSTMENTS TO BASE**
(Dollar amounts in thousands)

	FTE	Amount
Other Changes		
2019 Pay raise	0	\$851
Change in compensable day	0	658
Civil Service Retirement System (CSRS)	0	(108)
Federal Employees' Retirement System (FERS)	0	3,382
Thrift Savings Plan	0	9
Federal Insurance Contribution Act (FICA) - OASDI	0	98
Health insurance	0	91
Employees Compensation Fund	0	(3)
Travel:		
Per Diem	0	5
Mileage	0	201
Rental payments to GSA	0	211
Postage	0	81
Other services		
NARA storage costs	0	243
Working Capital Fund (WCF)	0	51
Commerce Business System (CBS)	0	198
Subtotal, other changes	0	5,968
Total, adjustments to base	0	5,968

Department of Commerce
U.S. Census Bureau
Current Surveys and Programs - Discretionary BA
PROGRAM AND PERFORMANCE: DIRECT OBLIGATIONS
(Dollar amounts in thousands)

Activity: Current Surveys and Statistics
Subactivity: Current Economic Statistics

Line Item		2018 Actual		2019 Enacted		2020 Base		2020 Estimate		Increase/Decrease from 2020 Base	
		Personnel	Amount	Personnel	Amount	Personnel	Amount	Personnel	Amount	Personnel	Amount
Business Statistics	Pos./BA	339	\$39,191	331	\$39,012	331	\$39,906	331	\$39,906	0	\$0
	FTE/Obl.	239	39,717	235	39,012	235	39,906	235	39,906	0	0
Construction Statistics	Pos./BA	149	15,871	142	15,280	142	15,628	142	15,628	0	0
	FTE/Obl.	107	15,506	102	15,280	102	15,628	102	15,628	0	0
Manufacturing Statistics	Pos./BA	104	17,988	146	16,179	146	16,595	146	16,595	0	0
	FTE/Obl.	91	16,652	96	16,179	96	16,595	96	16,595	0	0
General Economic Statistics	Pos./BA	412	67,440	421	74,432	421	76,019	421	72,219	0	(3,800)
	FTE/Obl.	321	69,845	368	74,432	368	76,019	368	72,219	0	(3,800)
Foreign Trade Statistics	Pos./BA	198	28,777	175	28,566	175	29,254	175	29,254	0	0
	FTE/Obl.	156	28,295	163	28,566	163	29,254	163	29,254	0	0
Government Statistics	Pos./BA	85	11,605	84	11,403	84	11,681	84	11,681	0	0
	FTE/Obl.	56	10,416	68	11,403	68	11,681	68	11,681	0	0
Total	Pos./BA	1,287	180,872	1,299	184,872	1,299	189,083	1,299	185,283	0	(3,800)
	FTE/Obl.	970	180,431	1,032	184,872	1,032	189,083	1,032	185,283	0	(3,800)

**Department of Commerce
U.S. Census Bureau
Current Surveys and Programs
JUSTIFICATION OF PROGRAM AND PERFORMANCE**
(Dollar amounts in thousands)

Activity: Current Surveys and Statistics
Subactivity: Current Economic Statistics

Goal Statement

The goal of the Current Economic Statistics programs is to provide public and private sector data users with relevant, accurate, and timely statistical profiles of sectors of the U.S. economy. These programs support the Department's Strategic Objective 4.2 to "Provide accurate data to support economic activity."

Base Program

The Current Economic Statistics programs include the full array of operations and services associated with large-scale data collection, including:

- Preparation of the sample and survey materials;
- Collection of the data;
- Data processing and estimation;
- Production and quality control of monthly, quarterly, and annual data products; and
- Data dissemination of tabulations and data files via the Internet and other media.

These programs are continually assessed by monitoring survey response rates, individual and macro-level reporting of data, coverage of the business population, and comparisons of projected costs and actual expenditures.

Statement of Operating Objectives

The programs provide critical information about the structure and function of the U.S. economy that is absolutely crucial for policymakers and businesses. The data the program provides are integral to the formation of key economic indicators, such as the Gross Domestic Product (GDP).

Explanation and Justification

		2018 Actual		2019 Enacted		2020 Base	
		Personnel	Amount	Personnel	Amount	Personnel	Amount
Business Statistics	Pos./BA	339	\$39,191	331	\$39,012	331	\$39,906
	FTE/Obl.	239	39,717	235	39,012	235	39,906

Business Statistics (\$39,906 BA/Obl., 235 FTE/331 Pos.)

The Business Statistics programs – which include the Current Retail, Wholesale, and Service Trade Reports – measure the economic activity of the distribution and service trade sectors in the U.S. These programs are the primary source of up-to-date facts on the structure and functioning of the distributive trades and service sectors of the economy.

Additional information about these programs may be found at the following websites:

- Retail Trade: www.census.gov/econ/retail.html
- Wholesale Trade: www.census.gov/econ/wholesale.html
- Services: www.census.gov/econ/services.html

This line item funds survey life cycle processing including data collection at the National Processing Center (NPC), sampling and post-collection operations at Census Headquarters (HQ) in Suitland, Maryland. Data collection costs include mail-out operations, postage, non-response follow-up, and online data collection support. Post-collection activities include processing, editing, analysis, imputation, estimation, and dissemination, all done primarily in Suitland, Maryland. The majority of costs in both NPC and Census HQ are staff salaries, along with enterprise support costs.

The monthly, quarterly, and annual economic measures that these data provide are closely followed and widely used by policymakers, businesses, and other organizations that track financial markets. These data, in conjunction with other economic data collected by the Census Bureau, are vital to effective economic policy decisions by business and government. In addition, the business statistics are important inputs to the Bureau of Economic Analysis' (BEA) estimation of GDP, and to the Federal Reserve Board and Council of Economic Advisers for the formulation of monetary and fiscal policies and analysis of economic policies.

		2018 Actual		2019 Enacted		2020 Base	
		Personnel	Amount	Personnel	Amount	Personnel	Amount
Construction Statistics	Pos./BA	149	\$15,871	142	\$15,280	142	\$15,628
	FTE/Obl.	107	15,506	102	15,280	102	15,628

Construction Statistics (\$15,628 BA/Obl., 102 FTE/142 Pos.)

The Construction Statistics programs, including Building Permits, Housing Starts, and Construction Put In Place Data, provide national, state and regional performance indicators for the construction sector of the economy. The programs cover activities, such as residential building permit authorizations, housing starts, characteristics and prices of new housing, and value of construction put in place. The data from the construction statistics programs supplement the data collected in the Economic Census.

Additional information about these programs may be found at the following website:

- <https://www.census.gov/econ/construction.html>

This line item funds survey life cycle processing including data collection at the NPC and by Field staff working through the Census Regional Offices (ROs), sampling and post-collection operations at Census HQ in Suitland, Maryland. Data collection costs include mail-out operations, postage, non-response follow-up, field listing and interviewing, and online data collection support. Post-collection activities include processing, editing, analysis, imputation, estimation, and dissemination, all done primarily in Suitland, Maryland. The majority of costs in NPC, the Census ROs, and Census HQ are staff salaries, along with enterprise support costs.

Since construction activities are particularly sensitive to the interest rate levels, these data are an important indicator of how changes in interest rates are affecting the economy. These data are also vital to understanding the economic and social aspects of construction activity in the U.S., are pertinent to the national economic and social needs of the U.S. population, and provide a basis for effective policy making at all levels of government and in the private sector. In addition, the construction statistics are important inputs to the BEA's estimation of GDP, and to the Federal Reserve Board and Council of Economic Advisers for the formulation of monetary and fiscal policies and analysis of economic policies.

		2018 Actual		2019 Enacted		2020 Base	
		Personnel	Amount	Personnel	Amount	Personnel	Amount
Manufacturing Statistics	Pos./BA	104	\$17,988	146	\$16,179	146	\$16,595
	FTE/Obl.	91	16,652	96	16,179	96	16,595

Manufacturing Statistics (\$16,595 BA/Obl., 96 FTE/146 Pos.)

The Manufacturing Statistics programs measure the overall performance of the U.S. manufacturing sector, as well as the investment behavior of all U.S. businesses. The program also measures annual capital expenditures for structures, equipment, information and communication technology, and computer software by U.S. businesses.

Additional information about these programs may be found at the following website:

- www.census.gov/econ/manufacturing.html

This line item funds survey life cycle processing including data collection at the NPC, sampling, and post-collection operations at Census HQ in Suitland, Maryland. Data collection costs include mail-out operations, postage, non-response follow-up, and online data collection support. Post-collection activities include processing, editing, analysis, imputation, estimation, and dissemination, all done primarily in Suitland, Maryland. The majority of costs in both NPC and Census HQ are staff salaries, along with enterprise support costs.

The performance of the manufacturing sector is a critical economic benchmark because it supplies the export markets, which are increasingly important to the overall health of the Nation's economy. These programs provide monthly, quarterly, and annual data that are vital to policymakers in both the public and private sectors for analyzing the business cycle and domestic production. Surveys on manufacturing capacity utilization and energy use are conducted on a cost reimbursable basis for other Federal agencies. In addition, the manufacturing statistics are important inputs to the BEA's estimation of GDP, and to the Federal Reserve Board and Council of Economic Advisers for the formulation of monetary and fiscal policies and analysis of economic policies.

		2018 Actual		2019 Enacted		2020 Base	
		Personnel	Amount	Personnel	Amount	Personnel	Amount
General Economic Statistics	Pos./BA	412	\$67,440	421	\$74,432	421	\$76,019
	FTE/Obl.	321	69,845	368	74,432	368	76,019

General Economic Statistics (\$76,019 BA/Obl., 368 FTE/421 Pos.)

The Census Bureau and BEA will continue working together to increase the accuracy and timeliness of a substantial number of key economic indicators cumulatively leading to a more precise measure of GDP. Furthermore, the Census Bureau is developing practical innovations that harness data from administrative or commercial records, and other forms of Big Data, (large volumes of data sets that may be combined and analyzed to reveal patterns and trends, complementing and supplementing surveys) to create more timely, relevant and granular economic and social measurements.

General Economic Statistics includes the following activities:

Business Register - This program identifies the business populations covered by economic censuses and surveys. The business register comprises more than 31 million active establishments, and includes 1.8 million establishments belonging to over 168,000 multi-establishment firms, 6.0 million single-establishment firms with paid employees, and over 23 million single-establishment firms without paid employees. It maintains information about company affiliation and organizational structure, and serves as a consolidated source for name, address, and other contact information needed for cost-effective data collection methods. Finally, it supports census and survey processing operations. By providing consistent industrial, geographic and size classifications, it supports the construction of efficient, representative samples and enumeration lists.

Industry and Commodity Classification - Accurate and timely industrial classifications are essential to providing high-quality estimates for industrial statistics. The classifications serve as the foundation for all sample work of economic programs, and ensure a quality mail frame for the Economic Census. This program ensures that Census Bureau industry and classification operations are complete, consistent, and comparable with the Office of Management and Budget and other agency standards. It coordinates and supports the continued maintenance and revision of the North American Industry Classification System (NAICS) structure, which provides a consistent industry classification system for the U.S., Canada, and Mexico every five years. The program is also responsible for the continued development of the North American Product Classification System (NAPCS), which will enable product-tracking data from the economic census that are integrated across industries.

Economic Studies - This program provides for the Center for Economic Studies (CES) to research economic issues; evaluate economic, decennial, and demographic data programs; and develop new and improved economic measures. The CES also develops and maintains the Federal Statistical Research Data Centers (FSRDC) where qualified researchers can access restricted-use micro data from a variety of Federal agencies for statistical purposes. Research results from CES and the FSRDCs have generated substantial new insights into the quality of census and survey data, led to new public use data products, identified gaps in existing programs, and suggested areas where new programs are needed.

The CES also works to improve the utility of Federal data for studying business behavior. One such initiative is to extend the Longitudinal Business Database by linking the existing files with additional data on small and young businesses, which are often the precursors of larger, publicly traded companies. Another innovative program is the Longitudinal Employer-Household Dynamics (LEHD) program, which leverages existing data sources to create new information about the economy. Through data sharing agreements with state and other Federal agencies, the program produces two public-use data products that highlight businesses and workers by characteristics and geography: The Quarterly Workforce Indicators and OnTheMap. These tools are essential for local area users and those involved in disaster recovery activities.

Quarterly Financial Report - This program is a principal economic indicator that provides quarterly statistics on corporate financial conditions, including sales, profits, assets, liabilities, and stockholders' equity. It also provides industry and asset size data for small, medium, and large manufacturing corporations in the mining, wholesale trade, retail trade, information, and professional and technical industries. The data are used by BEA in constructing the national income accounts, and by the Federal Reserve Board in the flow of funds accounts. The data also are used in the public and private sectors to analyze corporate profits and financial conditions by industry and asset size. The collection and publication of these statistics are mandated in U.S. Code Title 13, chapter 3, section 91.

Measuring Electronic Business – This program provides quarterly measures of retail e-commerce sales and detailed annual measures of e-commerce activity for manufacturing, wholesalers, selected service industries, and retail trade.

Additional information about these programs may be found at the following websites:

- NAICS: www.census.gov/eos/www/naics
- NAPCS: www.census.gov/eos/www/napcs/index.html
- LEHD: www.census.gov/ces/dataproducts/lehddata.html
- Quarterly Financial Reports: www.census.gov/econ/qfr
- E-Business: www.census.gov/programs-surveys/e-stats.html

This line item funds survey life cycle processing including data collection at the NPC, sampling, and post-collection operations at Census HQ in Suitland, Maryland. Data collection costs include mail-out operations, postage, non-response follow-up, and online data collection support. Post-collection activities include processing, editing, analysis, imputation, estimation, and dissemination, all done primarily in Suitland, Maryland. The majority of costs in both NPC and Census HQ are staff salaries, along with enterprise support costs. Additionally, data are obtained from the

Internal Revenue Service (IRS), Social Security Administration (SSA), and Bureau of Labor Statistics (BLS) to support and update these programs.

The General Economic Statistics programs are essential to understanding the changing economic structure of the U.S. In addition, the business register and parallel classification activities provide the infrastructure for the current and periodic economic programs that produce national statistical profiles of all sectors of the economy. This activity enables the Census Bureau to leverage and accelerate path-breaking methodological work underway to pilot several specific program enhancements using Big Data.

		2018 Actual		2019 Enacted		2020 Base	
		Personnel	Amount	Personnel	Amount	Personnel	Amount
Foreign Trade Statistics	Pos./BA	198	\$28,777	175	\$28,566	175	\$29,254
	FTE/Obl.	156	28,295	163	28,566	163	29,254

Foreign Trade Statistics (\$29,254 BA/Obl., 163 FTE/175 Pos.)

The Foreign Trade Statistics programs provide official monthly statistics on imports, exports, and balance of trade for all types of merchandise moving between the U.S. and its international trading partners.

Additional information about these programs may be found at the following website:

- www.census.gov/foreign-trade.

This line item funds processing of data received from U.S. Customs and Border Protection (CBP) and through the data exchange with Statistics Canada. This processing includes verification, analysis, tabulation, and dissemination of the economic indicator release. This processing work is done primarily at Census HQ in Suitland, Maryland with support from our field office in Puerto Rico. Additionally, this line item funds maintenance of the regulations and education of the public on these regulations for exporting goods outside the U.S (all done in Suitland, Maryland).

The trade data is a principal economic indicator that is essential to understanding the health of the economy, as well as the U.S. economic relationships with the rest of the world. The collection and publication of these statistics are mandated in U.S. Code Title 13, chapter 9, section 301. In addition, the trade statistics are important inputs to the BEA's estimation of GDP, and to the Federal Reserve Board and Council of Economic Advisers for the formulation of monetary and fiscal policies and analysis of economic policies.

		2018 Actual		2019 Enacted		2020 Base	
		Personnel	Amount	Personnel	Amount	Personnel	Amount
Government Statistics	Pos./BA	85	\$11,605	84	\$11,403	84	\$11,681
	FTE/Obl.	56	10,416	68	11,403	68	11,681

Government Statistics (\$11,681 BA/Obl., 68 FTE/84 Pos.)

The Government Statistics programs provide statistical information on revenues, expenditures, debt, and financial assets for state and local governments. The programs also provide data in the areas of state and local government financial activity and public employment and payroll.

Additional information about these programs may be found at the following website:

- www.census.gov/econ/progoverview.html

This line item funds survey life cycle processing including data collection at the NPC, sampling, and post-collection operations at Census HQ in Suitland, Maryland. Data collection costs include mail-out operations, postage, non-response follow-up, and online data collection support. Post-collection activities include processing, editing, analysis, imputation, estimation, and dissemination, all done primarily in Suitland, Maryland. The majority of costs in both NPC and Census HQ are staff salaries, along with enterprise support costs.

These data are vital to measuring the government sector of the national economy, understanding the flow of public funds throughout the country, and administering public programs. In addition, the government statistics are important inputs to the BEA's estimation of GDP, and to the Federal Reserve Board and Council of Economic Advisers for the formulation of monetary and fiscal policies and analysis of economic policies.

**Department of Commerce
U.S. Census Bureau
Current Surveys and Programs
PROGRAM CHANGES FOR 2020**
(Dollar amounts in thousands)

		2020 Base		2020 Estimate		Increase/Decrease from 2020 Base	
		Personnel	Amount	Personnel	Amount	Personnel	Amount
General Economic Statistics	Pos./BA	421	\$76,019	421	\$72,219	0	(\$3,800)
	FTE/Obl.	368	76,019	368	72,219	0	(3,800)

Modernize Data Collection, Analysis, and Dissemination (+\$5,000, +16 FTE/+16 Positions) – Under the direction of the Under Secretary for Economic Affairs (USEA), the Census Bureau and the Bureau of Economic Analysis (BEA) will continue to support government-wide efforts to modernize data collection, analysis, and dissemination. Consistent with the recommendations of the Commission on Evidence-Based Policymaking and the authorities granted in the Foundations for Evidence-Based Policymaking Act of 2018 (P.L. 115-435), the Census Bureau and BEA will partner in FY 2020 to support development of a framework for a U.S. Federal Data Service to promote government-wide data access and sharing, improve cross-agency data discovery and utilization, and enhance privacy and confidentiality practices. This initiative will support the newly-required Advisory Committee on Data for Evidence Building (Committee), which is tasked with making recommendations to the Office of Management and Budget (OMB) on how to promote the use of Federal data for evidence building, including through the provision of shared services. The USEA effort will comprise an interdisciplinary team focused on supporting the Committee and its recommendations to OMB by implementing pilot projects designed to: 1) improve access and use of data; 2) inform the acquisition of non-survey-based source data; 3) integrate those data with survey and administrative data; and 4) pilot applications of new technologies and methods for the protection of privacy and confidentiality. This initiative is complemented by a \$2 million request in BEA’s FY 2020 Budget.

General Economic Statistics (-\$8,800, -16 FTE/-16 Positions) – In FY 2018, the Census Bureau began development of a prototype to move economic research and development projects into production and expanded research into the use of non-traditional survey data for use in official statistics. In FY 2020, the Census Bureau will reduce the scale of this research, as it begins a collaborative effort with BEA described in the initiative to Modernize Data Collection, Analysis, and Dissemination.

Performance Measures

The table below shows the impact of the program change on performance measures. The performance targets reflect the proposed funding level in the FY 2020 budget.

Performance Measure:	FY 2020 Target	FY 2021 Target	FY 2022 Target	FY 2023 Target	FY 2024 Target
With Change	Expand the use of administrative records and third party data in Current Surveys and Programs in at least two dimensions: frame development, data collection, editing and imputation, benchmarking, or developing new data products.	Expand the use of administrative records and third party data in Current Surveys and Programs in at least two dimensions: frame development, data collection, editing and imputation, benchmarking, or developing new data products.	Expand the use of administrative records and third party data in Current Surveys and Programs in at least two dimensions: frame development, data collection, editing and imputation, benchmarking, or developing new data products.	Expand the use of administrative records and third party data in Current Surveys and Programs in at least two dimensions: frame development, data collection, editing and imputation, benchmarking, or developing new data products.	Expand the use of administrative records and third party data in Current Surveys and Programs in at least two dimensions: frame development, data collection, editing and imputation, benchmarking, or developing new data products.

Continued from previous page	FY 2020 Target	FY 2021 Target	FY 2022 Target	FY 2023 Target	FY 2024 Target
Without Change	Expand the use of administrative records and third party data in Current Surveys and Programs in at least one dimension: frame development, data collection, editing and imputation, benchmarking, or developing new data products.	Expand the use of administrative records and third party data in Current Surveys and Programs in at least one dimension: frame development, data collection, editing and imputation, benchmarking, or developing new data products.	Expand the use of administrative records and third party data in Current Surveys and Programs in at least one dimension: frame development, data collection, editing and imputation, benchmarking, or developing new data products.	Expand the use of administrative records and third party data in Current Surveys and Programs in at least one dimension: frame development, data collection, editing and imputation, benchmarking, or developing new data products.	Expand the use of administrative records and third party data in Current Surveys and Programs in at least one dimension: frame development, data collection, editing and imputation, benchmarking, or developing new data products.

**Department of Commerce
U.S. Census Bureau
Periodic Censuses and Programs
PROGRAM CHANGE PERSONNEL DETAIL**

Activity: Current Surveys and Statistics
Subactivity: Current Economic Statistics
Program Change: General Economic Statistics

Full-time permanent - Increase

Title	Grade	Number	Annual Salary	Total Salaries
Statistician	13	2	\$98,812	\$197,624
IT Specialist	13	1	98,812	98,812
Statistician	12	4	83,097	332,388
Statistician	9	4	63,032	252,128
Subtotal		11		880,952
Distributed share of staff for centralized services		5		409,025
Total		16		1,289,977
Less lapse	0.0%	0		0
Total full-time permanent (FTE)		16		1,289,977
2020 pay adjustment	0.00%			0
				1,289,977

Full-time permanent - Decrease

Title	Grade	Number	Annual Salary	Total Salaries
Statistician	13	(2)	\$98,812	(\$197,624)
IT Specialist	13	(1)	98,812	(98,812)
Statistician	12	(4)	83,097	(332,388)
Statistician	9	(4)	63,032	(252,128)
Subtotal		(11)		(880,952)
Distributed share of staff for centralized services		(5)		(409,025)
Total		(16)		(1,289,977)
Less lapse	0.0%	0		0
Total full-time temporary (FTE)		(16)		(1,289,977)
2020 pay adjustment	0.00%			0
				(1,289,977)

Personnel Data Summary

Full-Time Equivalent Employment (FTE)

Full-time permanent -- Increase	16
Full-time permanent -- Decrease	(16)
Full-time temporary	0
Part-time permanent	0
Part-time temporary	0
Intermittent	0
<hr/>	<hr/>
Total FTE	0

Authorized Positions

Full-time permanent -- Increase	16
Full-time permanent -- Decrease	(16)
Full-time temporary	0
Part-time permanent	0
Part-time temporary	0
Intermittent	0
<hr/>	<hr/>
Total Positions	0

Department of Commerce
U.S. Census Bureau
Current Surveys and Programs
PROGRAM CHANGE DETAIL BY OBJECT CLASS
(Direct Obligations amounts in thousands)

Activity: Current Surveys and Statistics
Subactivity: Current Economic Statistics
Program Change: General Economic Statistics

	Object Class	2018 Actual	2019 Enacted	2020 Base	2020 Estimate	Increase/Decrease from 2020 Base
11.1	Full-time permanent	\$32,272	\$36,398	\$36,697	\$36,697	\$0
11.3	Other than full-time permanent	615	1,040	1,048	1,048	0
11.5	Other personnel compensation	835	572	572	572	0
11.8	Special personnel services payments	0	0	0	0	0
11.9	Total personnel compensation	33,722	38,010	38,317	38,317	0
12.1	Civilian personnel benefits	10,866	12,650	13,718	13,718	0
13	Benefits for former personnel	0	70	70	70	0
21	Travel and transportation of persons	193	704	714	456	(258)
22	Transportation of things	5	6	6	4	(2)
23.1	Rental payments to GSA	2,105	2,468	2,518	2,518	0
23.2	Rental payments to others	5	9	9	9	0
23.3	Commun., util., misc. charges	893	1,334	1,348	861	(487)
24	Printing and reproduction	44	63	63	41	(22)
25.1	Advisory and assistance services	3,442	2,350	2,350	1,500	(850)
25.2	Other services	4,098	3,511	3,511	5,341	1,830
25.3	Purchases of goods and services from gov't accts.	3,773	2,846	2,984	2,921	(63)
25.4	Operation and maintenance of facilities	806	958	958	612	(346)
25.5	Research and development contracts	20	44	44	28	(16)
25.6	Medical care	0	0	0	0	0
25.7	Operation and maintenance of equipment	8,500	8,805	8,805	5,437	(3,368)
25.8	Subsistence and support of persons	11	6	6	4	(2)
26	Supplies and materials	438	193	193	123	(70)
31	Equipment	924	405	405	259	(146)
32	Lands and structures	0	0	0	0	0
33	Investments and loans	0	0	0	0	0
41	Grants, subsidies and contributions	0	0	0	0	0
42	Insurance claims and indemnities	0	0	0	0	0
43	Interest and dividends	0	0	0	0	0
44	Refunds	0	0	0	0	0
92	Contingency	0	0	0	0	0
99.9	Total obligations	69,845	74,432	76,019	72,219	(3,800)

THIS PAGE INTENTIONALLY LEFT BLANK

Exhibit 10

Department of Commerce
 U.S. Census Bureau
 Current Surveys and Programs - Discretionary BA
PROGRAM AND PERFORMANCE: DIRECT OBLIGATIONS
 (Dollar amounts in thousands)

Activity: Current Surveys and Statistics
 Subactivity: Current Demographic Statistics

Line Item		2018 Actual		2019 Enacted		2020 Base		2020 Estimate		Increase/Decrease from 2020 Base	
		Personnel	Amount	Personnel	Amount	Personnel	Amount	Personnel	Amount	Personnel	Amount
Household Surveys	Pos./BA	620	\$60,205	705	\$60,205	705	\$61,417	632	\$53,254	(73)	(\$8,163)
	FTE/Obl.	367	60,568	451	60,205	451	61,417	378	53,254	(73)	(8,163)
Population and Housing Analyses	Pos./BA	54	7,208	59	7,358	59	7,516	59	7,516	0	0
	FTE/Obl.	41	6,818	48	7,358	48	7,516	48	7,516	0	0
Intercensal Demographic Estimates	Pos./BA	61	10,106	60	9,956	60	10,175	60	10,175	0	0
	FTE/Obl.	47	9,327	53	9,956	53	10,175	53	10,175	0	0
Demographic Surveys Sample Redesign	Pos./BA	50	7,609	39	7,609	39	7,777	39	7,777	0	0
	FTE/Obl.	35	7,321	39	7,609	39	7,777	39	7,777	0	0
Total	Pos./BA	785	85,128	863	85,128	863	86,885	790	78,722	(73)	(8,163)
	FTE/Obl.	490	84,034	591	85,128	591	86,885	518	78,722	(73)	(8,163)

Department of Commerce
U.S. Census Bureau
Current Surveys and Programs
JUSTIFICATION OF PROGRAM AND PERFORMANCE
(Dollar amounts in thousands)

Activity: Current Surveys and Statistics
Subactivity: Current Demographics Statistics

Goal Statement

The goal of Current Demographic Statistics is to provide elected officials, government managers, and the public with updated estimates of the U.S. population and reliable social and economic data needed to make effective, data-driven decisions. These data are the primary source of accurate and timely information decision-makers depend upon to ensure key program and policy decisions are well informed and cost-effective. These programs support the Department's Strategic Objective 4.2 to "Provide accurate data to support economic activity."

Base Program

The Current Demographic Statistics subactivity contains programs that provide social and economic information on a monthly, quarterly, and annual basis to inform effective public and private decision-making.

Data from these programs are used to create the U.S. official measures of employment, unemployment, poverty, and widely used measures of income and health insurance coverage. These data are the source of significant insight for decision-makers on topics such as immigration, families and children, economic well-being, the geographic patterns of change in population and characteristics, and for participation of various individuals and households in Federal, state, and local assistance programs.

The programs also provide updated estimates of the U.S. population for the country, states, counties, cities, and townships. This allows government officials, policy-makers and program managers to better understand the size of their population; basic characteristics, such as age, sex, race, Hispanic origin; and estimates of the number of housing units, in the years between the decennial censuses.

Statement of Operating Objectives

The U.S. population grows and changes between each decennial census – and governments base many of their funding decisions on the size and basic characteristics of the population - therefore effective and efficient government requires high-quality and objective source of information.

Explanation and Justification

		2018		2019		2020	
		Actual		Enacted		Base	
		Personnel	Amount	Personnel	Amount	Personnel	Amount
Household Surveys	Pos./BA	620	\$60,205	705	\$60,205	705	\$61,417
	FTE/Obl.	367	60,568	451	60,205	451	61,417

Household Surveys (\$61,417 BA/Obl., 451 FTE/705 Pos.)

The Household Surveys programs funds two major surveys: the Current Population Survey (CPS) and the Survey of Income and Program Participation (SIPP). It also funds the development and production of a Supplemental Poverty Measure (SPM).

Current Population Survey - In FY 2020, the Census Bureau will conduct the CPS, which is a monthly survey of approximately 60,000 households. The CPS is a joint program between the Census Bureau and the Bureau of Labor Statistics (BLS). The survey has been in existence for more than 50 years. BLS provides approximately two-thirds of the total funding for the program.

The Census Bureau uses field representatives (FRs) to collect the data for CPS. However, it is impossible to segregate benefits to the Census Bureau from those for the BLS because FRs cannot tell whether data being collected is for a particular question or from a household that supports the Census Bureau’s CPS data products, those of the Department of Labor, or the expanded sample for the State Children’s Health Insurance Program (SCHIP). Because of this, the CPS, including SCHIP, is executed utilizing the Cost Collection account within the Census Bureau’s Working Capital Fund (WCF). The use of this Cost Collection account provides an efficient, executable way of accounting for the costs of collecting these data, which are executed as one survey and funded from multiple sources. Additional information on the Census Bureau WCF and the Cost Collection account may be found beginning on page CEN-188.

The primary purpose of the CPS is to provide detailed labor force characteristics of the civilian non-institutional population and the monthly unemployment rate, a leading economic indicator. In addition to the regular appropriations, other agencies sponsor supplements to the CPS in other months that cover such topics as child support and alimony, tobacco use, volunteers, and food security.

Survey of Income and Program Participation - In FY 2020, SIPP will continue to be the major source of information on the economic well-being of Americans over time. The SIPP allows policy-makers and program managers to look at situations of specific families and

households over three to four years, providing perspective on demographic and economic changes. The SIPP collects data on the sources and amounts of income, labor force information, program participation and eligibility data, and general demographic characteristics from a sample of 53,000 households (as of FY 2018) that are interviewed multiple times over several years.

The SIPP program is also supported by Survey of Program Dynamics (SPD) mandatory funding, which is transferred from the Department of Health and Human Services. The FY 2020 funding for SPD supplements the SIPP program in providing a source of detailed socioeconomic data from a national sample of households, with a focus on the low-income population, which is more likely to receive benefits or assistance from welfare programs. The success of the SPD funding contributes to the ability of the SIPP program to provide reliable estimates for the poverty population. The FY 2020 funding of SPD will also allow the SIPP program to supplement the sample for the 2018 SIPP panel, and to process and disseminate data from the 2018 SIPP Panel in support of measuring the impact of the welfare provisions of the Personal Responsibility and Work Opportunity Act. Due to the similar characteristics and common goal of these two funding sources, the SPD and SIPP operations are wholly integrated and SPD support is directed to the same critical activities of data review, data processing, data analysis, and data dissemination as is the balance of SIPP program funding. Most of the costs in the program are for salaries for FRs to collect the data and headquarters staff to process, analyze, and disseminate the data.

The SIPP is crucial to the measurement of the effectiveness of existing Federal, State, and local programs. The data are used to estimate future costs and coverage for government programs, such as food stamps, and to provide improved statistics on the distribution of income in the country. In FY 2020, this survey will provide a broader context for analysis by adding questions on a variety of topics not covered in the core section, such as childcare, wealth, program eligibility, child support, utilization and cost of health care, disability, school enrollment, taxes, and annual income.

Supplemental Poverty Measure - The Supplemental Poverty Measure uses new data and methodologies to obtain an improved understanding of the economic well-being of American families and of how Federal policies affect those living in poverty. This measure complements, and is released alongside, the official poverty measure.

Additional information about these programs may be found at the following websites:

- CPS: <http://www.census.gov/programs-surveys/cps.html>
- SIPP: <http://www.census.gov/sipp/>
- SPM: <http://www.census.gov/hhes/povmeas/methodology/supplemental/research.html>

		2018 Actual		2019 Enacted		2020 Base	
		Personnel	Amount	Personnel	Amount	Personnel	Amount
Population and Housing Analyses	Pos./BA	54	\$7,208	59	\$7,358	59	\$7,516
	FTE/Obl.	41	6,818	48	7,358	48	7,516

Population and Housing Analyses (\$7,516 BA/Obl., 48 FTE/59 Pos.)

In FY 2020, the Population and Housing Analyses programs will continue to support a variety of approaches to refine the statistical data collected in surveys into value-added insightful and useful information. This program increases the knowledge base with varied sources of information, adds context and perspective to survey data, and maintains the statistical infrastructure through compilation of records and development and maintenance of standards.

The Population and Housing Analyses program has two major components:

- Population Characteristics; and
- Housing Statistics

Population characteristics - In FY 2020, the Population Characteristics program will produce a wide variety of population analyses, tables, and reports based on data collected by the CPS and other surveys. These products are produced by demographic experts at Census Bureau Headquarters, using data the Census Bureau already collects. These recurring Current Population Reports continue to be used by Federal, state, and local agencies to design, implement, and evaluate programmatic activities and by a wide variety of organizations in the private sector as the official baseline estimates of various social, demographic, and economic phenomena and trends. The program also provides a wide variety of data and research products relating to the distribution of income, wealth, and poverty in the U.S. These recurring reports from the CPS and other data sources are the official source of the U.S. poverty and income statistics.

Housing statistics - In FY 2020, the Housing Statistics program will conduct the Housing Vacancy Survey (HVS), which is a valuable resource producing basic information on the current housing market. The survey collects and provides information on vacancy rates for rental and homeowner units, as well as home ownership rates in conjunction with the CPS. It also uses data collected by the American Housing Survey, a reimbursable survey that the Census Bureau conducts for the Department of Housing and Urban Development (HUD).

The rental vacancy rate from the survey is a component of the index of leading economic indicators used by HUD, Bureau of Economic Analysis, National Association of Home Builders, Federal Reserve Board, Office of Management and Budget, Department of Treasury, and the Council of Economic Advisers. Both public and private organizations use the data to evaluate housing markets and to determine the number and characteristics of available units and the level of home ownership. The White House, HUD, private businesses, nonprofit organizations, and

academic researchers use these data to measure progress toward the goal of increasing the success of home ownership among American families.

Additional information about these programs may be found at the following websites:

- Population characteristics: <http://www.census.gov/prod/www/population.html>
- Housing statistics: <http://www.census.gov/housing/>

		2018 Actual		2019 Enacted		2020 Base	
		Personnel	Amount	Personnel	Amount	Personnel	Amount
Intercensal Demographic Estimates	Pos./BA	61	\$10,106	60	\$9,956	60	\$10,175
	FTE/Obl.	47	9,327	53	9,956	53	10,175

Intercensal Demographic Estimates (\$10,175 BA/Obl., 53 FTE/60 Pos.)

The Intercensal Demographic Estimates program produces population estimates for the United States at various levels of geography and demographic components, and future population projections. The estimates and projections are used, in part, to distribute Federal funds and to respond to rapid population changes.

This program has two major components:

- Population Estimates; and
- Population Projections

Population Estimates - In FY 2020, the Census Bureau's Population Estimates Program (PEP) will continue to produce estimates of the population for the United States, its states, counties, cities, and towns, as well as for the Commonwealth of Puerto Rico and its municipios. Demographic components of population change (births, deaths, and migration) are produced at the national, state, and county levels of geography. Additionally, housing unit estimates are produced for the Nation, states, and counties. The PEP annually utilizes current data on births, deaths, and migration to calculate population change since the most recent decennial census and produce a time series of estimates of population, demographic components of change, and housing units. The annual time series of estimates begins with the most recent decennial census data and extends to the vintage year.

Hundreds of billions of dollars in Federal funds are distributed to states and other areas based in part on intercensal estimates. These estimates of the geographic distribution of the population also are used for making decisions about state and local government services, planning utility services, redefining metropolitan areas, and locating retail outlets and manufacturing establishments. These surveys have a major impact on the accuracy of the country's key measures, such as unemployment, inflation, income, poverty, and health insurance

coverage. Intercensal estimates are essential to controlling variability in the surveys that provide these measures. The population estimates program assists elected officials and government program managers each year by giving them updated estimates of the U.S. population for the country, states, counties, cities, and townships. Through this legislatively required program, policymakers and program managers are better able to understand the population’s size, as well as its basic characteristics, such as age, sex, race, Hispanic origin, and estimates of the number of housing units, in the years between the decennial censuses.

Population Projections - In FY 2020, the population projections program will continue to provide information on the future U.S. population by age, sex, race, and Hispanic origin, which will be relevant for future censuses. The program monitors changes in administrative and vital statistics, evaluates population trends, and then projects those trends into the future. These projections help to identify and describe major changes in the U.S. population in terms of size, age, sex, race, and Hispanic origin. This information is essential to enable policy makers, government agencies, and businesses to respond to rapid population changes.

Additional information about these programs may be found at the following websites:

- Population estimates: <http://www.census.gov/popest/>
- Population projections: <http://www.census.gov/population/projections/>

		2018 Actual		2019 Enacted		2020 Base	
		Personnel	Amount	Personnel	Amount	Personnel	Amount
Demographic Surveys	Pos./BA	50	\$7,609	39	\$7,609	39	\$7,777
Sample Redesign	FTE/Obl.	35	7,321	39	7,609	39	7,777

Demographic Surveys Sample Redesign (\$7,777 BA/Obl., 39 FTE/39 Pos.)

In FY 2020, the Demographic Surveys Sample Redesign program will provide, as it does each year, improved sampling methodologies, sample designs, and automated data processing systems, to maintain the relevance, accuracy, and quality of major Federal surveys of families and households. Funding supports the salaries of sampling experts at the Census Bureau that select these samples. The program takes key updated information on the location and characteristics of the American population and uses that up-to-date snapshot to select representative samples of the population. These new and representative samples then become the basis for major household surveys sponsored by Federal agencies until the next sample redesign. Only by selecting new, updated samples for the major household surveys, will the data produced by those surveys be based on the most recent information about the population. This program is critical to maintaining the confidence of Congress, data users, and the public in socioeconomic indicators, such as the monthly unemployment rate, the monthly consumer price index, annual measures of health insurance coverage, and fair market rent.

**Department of Commerce
U.S. Census Bureau
Current Surveys and Programs
PROGRAM CHANGES FOR 2020**
(Dollar amounts in thousands)

		2020 Base		2020 Estimate		Increase/Decrease from 2020 Base	
		Personnel	Amount	Personnel	Amount	Personnel	Amount
Household Surveys	Pos./BA	705	\$61,417	632	\$53,254	(73)	(\$8,163)
	FTE/Obl.	451	61,417	378	53,254	(73)	(8,163)

The FY2020 budget request includes the following program changes:

Supplemental Poverty Measure (+\$2,000, 0 FTE/0 Positions) – The Census Bureau will fund a research study by the National Academies of Sciences, Engineering, and Medicine to evaluate and improve the supplemental poverty measure.

Survey of Income and Program Participation (SIPP) (-\$10,163, -73 FTE/-73 Positions) - In FY 2020, the Census Bureau will continue SIPP data collection for a sample of approximately 31,900 households. This sample size will produce statistically sound information at the national level, but it limits the ability to provide statistically reliable estimates for some programs and small demographic groups.

This sample size is supported by a combination of direct appropriations to the Census Bureau and funding for Survey of Program Dynamics (SPD) mandatory funding (\$10 million), which is transferred from the Department of Health and Human Services. The SPD program is currently pending reauthorization by the Congress. The direct appropriations and the SPD funding combine to support the SIPP sample and facilitate the processing and dissemination of SIPP data and facilitate measuring the use and impact of welfare programs and the well-being of adults and children related to the provisions of the Personal Responsibility and Work Opportunity Act and other assistance programs.

Performance Measures

The table below shows the impact of the program change on performance measures. The performance targets reflect the proposed funding level in the FY 2020 budget.

Performance Measure:	FY 2020 Target	FY 2021 Target	FY 2022 Target	FY 2023 Target	FY 2024 Target
With Change	<p>1) SIPP data released as scheduled.</p> <p>2) Statistically reliable data at national level only.</p>	<p>1) SIPP data released as scheduled.</p> <p>2) Statistically reliable data at national level only.</p>	<p>1) SIPP data released as scheduled.</p> <p>2) Statistically reliable data at national level only.</p>	<p>1) SIPP data released as scheduled.</p> <p>2) Statistically reliable data at national level only.</p>	<p>1) SIPP data released as scheduled.</p> <p>2) Statistically reliable data at national level only.</p>
Without Change	<p>1) SIPP data released as scheduled.</p> <p>2) Statistically reliable data at national level and for some states and small population groups, and include some analytic reports.</p>	<p>1) SIPP data released as scheduled.</p> <p>2) Statistically reliable data at national level and for some states and small population groups, and include some analytic reports.</p>	<p>1) SIPP data released as scheduled.</p> <p>2) Statistically reliable data at national level and for some states and small population groups, and include some analytic reports.</p>	<p>1) SIPP data released as scheduled.</p> <p>2) Statistically reliable data at national level and for some states and small population groups, and include some analytic reports.</p>	<p>1) SIPP data released as scheduled.</p> <p>2) Statistically reliable data at national level and for some states and small population groups, and include some analytic reports.</p>

**Department of Commerce
U.S. Census Bureau
Current Surveys and Programs
PROGRAM CHANGE PERSONNEL DETAIL**

Activity: Current Surveys and Statistics
Subactivity: Current Demographic Statistics
Program Change: Household Surveys

Full-time permanent

Title	Grade	Number	Annual Salary	Total Salaries
Statistician	14	(3)	\$120,660	(\$361,980)
Statistician	13	(7)	105,400	(737,800)
Statistician	12	(14)	91,407	(1,279,698)
Statistician	11	(3)	73,952	(221,856)
Statistician	9	(3)	61,123	(183,369)
Statistical Assistant	7	(1)	46,845	(46,845)
Subtotal		<u>(31)</u>		<u>(2,831,548)</u>
Distributed share of staff for centralized services		(9)		(739,626)
Subtotal		<u>(40)</u>		<u>(3,571,174)</u>
Less lapse	0.0%	0		0
Total full-time permanent (FTE)		<u>(40)</u>		<u>(3,571,174)</u>
2020 pay adjustment	0.00%			0
				<u>(3,571,174)</u>

Full-time temporary

Title	Grade	Number	Annual Salary	Total Salaries
Statistician	12	(3)	\$85,867	(\$257,601)
Statistician	11	(2)	71,640	(143,280)
Subtotal		<u>(5)</u>		<u>(400,881)</u>
Distributed share of staff for centralized services		(2)		(161,770)
Subtotal		<u>(7)</u>		<u>(562,651)</u>
Less lapse	0%	0		0
Total full-time temporary (FTE)		<u>(7)</u>		<u>(562,651)</u>
2020 pay adjustment	0.00%			0
				<u>(562,651)</u>

Exhibit 14

Part-time permanent

<u>Title</u>	<u>Grade</u>	<u>Number</u>	<u>Annual Salary</u>	<u>Total Salaries</u>
Field Representatives	Various	(18)	\$44,978	(\$809,604)
Subtotal		(18)		(809,604)
Distributed share of staff for centralized services		(8)		(647,080)
Subtotal		(26)		(1,456,684)
Less lapse	0.0%	0		0
Total part-time permanent (FTE)		(26)		(1,456,684)
2020 pay adjustment	0.00%			0
				(1,456,684)

Personnel Data Summary

Full-Time Equivalent Employment (FTE)

Full-time permanent	(40)
Full-time temporary	(7)
Part-time permanent	(26)
Part-time temporary	0
Intermittent	0
<u>Total FTE</u>	<u>(73)</u>

Authorized Positions

Full-time permanent	(40)
Full-time temporary	(7)
Part-time permanent	(26)
Part-time temporary	0
Intermittent	0
<u>Total Positions</u>	<u>(73)</u>

Department of Commerce
U.S. Census Bureau
Current Surveys and Programs
PROGRAM CHANGE DETAIL BY OBJECT CLASS
(Direct Obligations amounts in thousands)

Activity: Current Surveys and Statistics
Subactivity: Current Demographic Statistics
Program Change: Household Surveys

	Object Class	2018 Actual	2019 Enacted	2020 Base	2020 Estimate	Increase/Decrease from 2020 Base
11.1	Full-time permanent	\$18,939	\$17,372	\$17,531	\$13,960	(\$3,571)
11.3	Other than full-time permanent	7,304	11,634	11,731	9,712	(2,019)
11.5	Other personnel compensation	1,227	630	630	559	(71)
11.8	Special personnel services payments	0	0	0	0	0
11.9	Total personnel compensation	27,470	29,636	29,892	24,231	(5,661)
12.1	Civilian personnel benefits	8,210	7,610	8,236	6,853	(1,383)
13	Benefits for former personnel	2	65	65	54	(11)
21	Travel and transportation of persons	4,405	4,238	4,396	3,721	(675)
22	Transportation of things	262	159	159	131	(28)
23.1	Rental payments to GSA	2,728	2,719	2,773	2,247	(526)
23.2	Rental payments to others	47	74	74	65	(9)
23.3	Commun., util., misc. charges	1,269	1,011	1,013	966	(47)
24	Printing and reproduction	94	184	184	171	(13)
25.1	Advisory and assistance services	2,721	1,156	1,156	2,901	1,745
25.2	Other services	2,791	2,644	2,644	2,310	(334)
25.3	Purchases of goods and services from gov't accts.	2,697	2,650	2,766	2,470	(296)
25.4	Operation and maintenance of facilities	874	924	924	774	(150)
25.5	Research and development contracts	10	74	74	41	(33)
25.6	Medical care	0	0	0	0	0
25.7	Operation and maintenance of equipment	5,146	6,440	6,440	5,782	(658)
25.8	Subsistence and support of persons	696	343	343	328	(15)
26	Supplies and materials	296	153	153	128	(25)
31	Equipment	850	125	125	81	(44)
32	Lands and structures	0	0	0	0	0
33	Investments and loans	0	0	0	0	0
41	Grants, subsidies and contributions	0	0	0	0	0
42	Insurance claims and indemnities	0	0	0	0	0
43	Interest and dividends	0	0	0	0	0
44	Refunds	0	0	0	0	0
92	Contingency	0	0	0	0	0
99.9	Total obligations	60,568	60,205	61,417	53,254	(8,163)

Department of Commerce
U.S. Census Bureau
Current Surveys and Programs - Mandatory BA
PROGRAM AND PERFORMANCE: DIRECT OBLIGATIONS
 (Dollar amounts in thousands)

Activity: State Children's Health Insurance Program
 Subactivity: State Children's Health Insurance Program

Line Item	2018 Actual		2019 Enacted		2020 Base		2020 Enacted		Increase/Decrease from 2020 Base		
	Personnel	Amount	Personnel	Amount	Personnel	Amount	Personnel	Amount	Personnel	Amount	
State Children's Health Insurance Program	Pos./BA	475	\$18,680	604	\$20,000	604	\$20,000	604	\$20,000	0	\$0
	FTE/Obl.	207	18,637	269	20,000	269	20,000	269	20,000	0	0
Total	Pos./BA	475	18,680	604	20,000	604	20,000	604	20,000	0	0
	FTE/Obl.	207	18,637	269	20,000	269	20,000	269	20,000	0	0

Department of Commerce
U.S. Census Bureau
Current Surveys and Programs
JUSTIFICATION OF PROGRAM AND PERFORMANCE
(Dollar amounts in thousands)

Activity: State Children's Health Insurance Program
Subactivity: State Children's Health Insurance Program

Goal Statement

The State Children's Health Insurance Program (SCHIP) budget is under the Current Surveys and Programs account. The goal of this mandatory program is to produce statistically reliable annual data for each state on the number of low-income children who do not have health insurance coverage. The program uses adjustments to the Current Population Survey (CPS) to increase the reliability of state-level estimates of the number of uninsured low-income children. The adjustments include, where appropriate, expanding the number of households included in the survey, collecting data in additional months, and exploring alternative methods to enhance state-level estimates by incorporating data from other sources. This program supports the Department's Strategic Objective 4.2 to "Provide accurate data to support economic activity."

Base Program

The funds for SCHIP were authorized by 42 USC 1397ii(b)(1)(4). In FY 2020 it is imperative that the program be reauthorized to meet its objectives. The program was established and funded through a mandatory appropriation by the Medicare, Medicaid and State Children's Health Insurance Program Bill (P.L. 106-113).

Data collection required to meet the intent of the SCHIP is embedded in the CPS data collection operation. When Census Bureau field representatives collect data for the CPS, it is impossible to segregate SCHIP data collection from the larger survey. Field representatives simply cannot tell whether data being collected is for a particular question or from a household that supports the Census Bureau's CPS data products, those of the Department of Labor, or the expanded sample for SCHIP. Because of this, the CPS, including SCHIP, is executed utilizing the Cost Collection account within the Census Bureau's Working Capital Fund (WCF). The use of this Cost Collection account provides an efficient, executable way of accounting for the costs of collecting these data, which are executed as one survey, funded from multiple sources. More information on the Census Bureau WCF and the Cost Collection account may be found beginning on page CEN-188.

Statement of Operating Objectives

Under the SCHIP, Census Bureau survey data are used to allocate funds to states based on the number of children without health insurance living in low-income families. Allocations are based on statistics from the Annual Social and Economic Supplement to the Current Population Survey.

Explanation and Justification

		2018 Actual		2019 Enacted		2020 Base	
		Personnel	Amount	Personnel	Amount	Personnel	Amount
State Children's Health Insurance Program	Pos./BA	475	\$18,680	604	\$20,000	604	\$20,000
	FTE/Obl.	207	18,637	269	20,000	269	20,000

State Children's Health Insurance Program (\$20,000 BA/Obl, 269 FTE/604 Positions)

The SCHIP program was reauthorized in 2009 (P.L.111-3) and provided an additional \$10.0 million to cover rising data collection costs and to improve state estimates of children's health insurance coverage. The FY 2020 funding will allow SCHIP to continue collecting annual data on the number of low-income children who do not have health insurance coverage.

THIS PAGE INTENTIONALLY LEFT BLANK

Department of Commerce
U.S. Census Bureau
Current Surveys and Programs - Discretionary BA
SUMMARY OF REQUIREMENTS BY OBJECT CLASS
(Dollar amounts in thousands)

Object Class	2018 Actual	2019 Enacted	2020 Base	2020 Estimate	Increase/Decrease from 2020 Base
11.1 Full-time permanent	\$119,586	\$123,437	\$124,517	\$120,946	(\$3,571)
11.3 Other than full-time permanent	10,401	16,545	16,684	14,665	(2,019)
11.5 Other personnel compensation	3,746	2,670	2,670	2,599	(71)
11.8 Special personnel services payments	0	0	0	0	0
11.9 Total personnel compensation	133,733	142,652	143,871	138,210	(5,661)
12.1 Civilian personnel benefits	43,130	44,551	48,310	46,927	(1,383)
13 Benefits for former personnel	3	262	262	251	(11)
21 Travel and transportation of persons	5,437	6,071	6,277	5,344	(933)
22 Transportation of things	297	196	196	166	(30)
23.1 Rental payments to GSA	10,538	10,573	10,784	10,258	(526)
23.2 Rental payments to others	74	128	128	119	(9)
23.3 Communication, utilities, misc. charges	4,864	4,930	5,011	4,477	(534)
24 Printing and reproduction	288	470	470	435	(35)
25.1 Advisory and assistance services	10,489	6,430	6,430	7,325	895
25.2 Other services from non-Federal sources	10,449	9,689	9,689	11,185	1,496
25.3 Other goods and services from Federal sources	12,169	10,613	11,105	10,746	(359)
25.4 Operation & maintenance of facilities	3,573	3,747	3,747	3,251	(496)
25.5 Research & development contracts	64	237	237	188	(49)
25.6 Medical care	0	0	0	0	0
25.7 Operation & maintenance of equipment	23,702	27,615	27,615	23,589	(4,026)
25.8 Subsistence & support of persons	762	367	367	350	(17)
26 Supplies and materials	1,344	602	602	507	(95)
31 Equipment	3,548	867	867	677	(190)

Exhibit 16

Object Class	2018 Actual	2019 Enacted	2020 Base	2020 Estimate	Increase/Decrease from 2020 Base
32	0	0	0	0	0
33	0	0	0	0	0
41	0	0	0	0	0
42	0	0	0	0	0
43	1	0	0	0	0
44	0	0	0	0	0
92	0	0	0	0	0
99.9	264,465	270,000	275,968	264,005	(11,963)
Less prior year recoveries	0	0	0	0	0
Unobligated balance, start of year	0	0	0	0	0
Unobligated balance, expiring	1,535	0	0	0	0
Unobligated balance, end of year	0	0	0	0	0
Refund	0	0	0	0	0
Total Budget Authority	266,000	270,000	275,968	264,005	(11,963)
Personnel Data					
Full-time Equivalent Employment:					
Full-time permanent	1,248	1,279	1,279	1,239	(40)
Other than full-time permanent	212	344	344	311	(33)
Total	1,460	1,623	1,623	1,550	(73)
Authorized Positions:					
Full-time permanent	1,532	1,532	1,532	1,492	(40)
Other than full-time permanent	540	630	630	597	(33)
Total	2,072	2,162	2,162	2,089	(73)

Department of Commerce
U.S. Census Bureau
Current Surveys and Programs - Mandatory BA
SUMMARY OF REQUIREMENTS BY OBJECT CLASS
(Dollar amounts in thousands)

Object Class	2018 Actual	2019 Enacted	2020 Base	2020 Enacted	Increase/Decrease from 2020 Base
11.1 Full-time permanent	\$5,412	\$4,393	\$4,393	\$4,393	\$0
11.3 Other than full-time permanent	4,269	6,778	6,778	6,778	0
11.5 Other personnel compensation	609	146	146	146	0
11.8 Special personnel services payments	0	0	0	0	0
11.9 Total personnel compensation	10,290	11,317	11,317	11,317	0
12.1 Civilian personnel benefits	3,165	2,579	2,579	2,579	0
13 Benefits for former personnel	0	19	19	19	0
21 Travel and transportation of persons	1,633	1,614	1,614	1,614	0
22 Transportation of things	171	133	133	133	0
23.1 Rental payments to GSA	652	599	599	599	0
23.2 Rental payments to others	25	44	44	44	0
23.3 Communication, utilities, misc. charges	131	196	196	196	0
24 Printing and reproduction	58	52	52	52	0
25.1 Advisory and assistance services	236	296	296	296	0
25.2 Other services from non-Federal sources	385	573	573	573	0
25.3 Other goods and services from Federal sources	727	1,197	1,197	1,197	0
25.4 Operation & maintenance of facilities	195	228	228	228	0
25.5 Research & development contracts	0	29	29	29	0
25.6 Medical care	0	0	0	0	0
25.7 Operation & maintenance of equipment	570	872	872	872	0
25.8 Subsistence & support of persons	127	162	162	162	0
26 Supplies and materials	43	43	43	43	0
31 Equipment	229	47	47	47	0

Exhibit 16

Object Class		2018 Actual	2019 Enacted	2020 Base	2020 Enacted	Increase/Decrease from 2020 Base
32	Lands and structures	0		0	0	0
33	Investments and loans	0	0	0	0	0
41	Grants, subsidies and contributions	0	0	0	0	0
42	Insurance claims and indemnities	0	0	0	0	0
43	Interest and dividends	0	0	0	0	0
44	Refunds	0	0	0	0	0
92	Contingency	0	0	0	0	0
99.9	Total obligations	18,637	20,000	20,000	20,000	0
	Less prior year recoveries	0	0	0	0	0
	Unobligated balance, start of year	0	0	0	0	0
	Unobligated balance, expiring	43	0	0	0	0
	Unobligated balance, end of year	0	0	0	0	0
	Refund	0	0	0	0	0
	Total Budget Authority	18,680	20,000	20,000	20,000	0
Personnel Data						
Full-time Equivalent Employment:						
	Full-time permanent	72	46	46	46	0
	Other than full-time permanent	135	223	223	223	0
	Total	207	269	269	269	0
Authorized Positions:						
	Full-time permanent	55	82	82	82	0
	Other than full-time permanent	420	522	522	522	0
	Total	475	604	604	604	0

**Department of Commerce
U.S. Census Bureau
Current Surveys and Programs
APPROPRIATION LANGUAGE AND CODE CITATION**

FY 2020

Current Surveys and Programs

1. For expenses necessary for collecting, compiling, analyzing, preparing, and publishing statistics, provided for by law, \$264,005,000 provided, that from amounts provided herein, funds may be used for promotion, outreach, and marketing activities.

13 U.S.C. §§4, 6, 8(b), 12, 61-63, 181, 182, 301-307, 401; 15 U.S.C. §§1516, 4901 et seq.; 19 U.S.C. §§1484(e), 2354, 2393; 44 U.S.C. §1343.

13 U.S.C. §4 authorizes the Secretary to "perform the functions and duties imposed upon him by this title," or he may delegate any of them "to such officers and employees of the Department of Commerce as he may designate."

13 U.S.C. §§6, 8(b), 12, 61-63, 182, 301-307 provide for (1) acquisition of information from other organizations, public and private; (2) conducting joint statistical projects with nonprofit organizations or agencies; (3) conducting mechanical and electronic developmental work as needed; (4) collection and publication of statistics on fats and oils; (5) collection and publication of statistics relating to the domestic apparel and textile industries; (6) collection and publication of quarterly financial statistics of business operations; (7) conducting current surveys on statistical subjects covered by periodic censuses; and (8) compilation and publication of information on imports, exports, and mode of transportation.

13 U.S.C. §181 provides that "The Secretary...shall annually produce and publish for each state, county, and local unit of general purpose government which has a population of fifty thousand or more, current data on total population and population characteristics and...shall biennially produce and publish for other local units of general purpose government current data on total population."

13 U.S.C. §401 provides that "The Bureau of the Census shall exchange with the Bureau of Economic Analysis of the Department of Commerce information collected under this title, and under the International Investment and Trade in Services Survey Act, that pertains to any business enterprise that is operating in the United States, if the Secretary of Commerce

determines such information is appropriate to augment and improve the quality of data collected under the International Investment and Trade in Services Survey Act."

15 U.S.C. §1516 provides that "The Secretary of Commerce shall have control of the work of gathering and distributing statistical information naturally relating to the subjects confided to his department...He shall also have authority to call upon other departments of the government for statistical data and results obtained by them; and he may collate, arrange, and publish such statistical information so obtained in such manner as to him may seem wise."

15 U.S.C. §4901 et seq. provides that "The Secretary [of Commerce] shall establish the [National Trade] Data Bank. The Secretary shall manage the Data Bank."

19 U.S.C. §1484(e) provides that "The Secretary of the Treasury, the Secretary of Commerce, and the United States International Trade Commission are authorized and directed to establish...an enumeration of articles...comprehending all merchandise imported into the United States and exported from the United States, and shall seek, in conjunction with statistical programs for domestic production and programs for achieving international harmonization of trade statistics, to establish the comparability thereof with such enumeration of articles."

19 U.S.C. §2354 provides that "Whenever the [International Trade] Commission begins an investigation...with respect to an industry, the Commission shall immediately notify the Secretary [of Commerce] of such investigation, and the Secretary shall immediately begin a study of:

- (1) the number of firms in the domestic industry producing the like or directly competitive article which have been or are likely to be certified as eligible for adjustment assistance, and
- (2) the extent to which the orderly adjustment of such firms to the import competition may be facilitated through the use of existing programs."

19 U.S.C. §2393 provides that "The Secretary of Commerce and the Secretary of Labor shall establish and maintain a program to monitor imports of articles into the United States which will reflect changes in the volume of such imports, the relation of such imports to changes in domestic production, changes in employment within domestic industries producing articles like or directly competitive with such imports, and the extent to which such changes in production and employment are concentrated in specific geographic regions of the United States."

44 U.S.C. §1343 provides that "In addition to the usual number of the Statistical Abstract of the United States, twelve thousand copies shall be printed: three thousand for the Senate, six thousand for the House of Representatives, and three thousand for distribution by the Secretary of Commerce."

**Department of Commerce
U.S. Census Bureau
Periodic Censuses and Programs
SUMMARY OF RESOURCE REQUIREMENTS**
(Dollar amounts in thousands)

Page
No.

	Positions ¹	FTE	Budget Authority	Direct Obligations
Enacted, 2019	91,673	14,255	\$3,547,832	\$3,600,310
Less: Estimated recoveries, 2019	(42)	(33)	0	(36,406)
Less: Unobligated balance, start of year, 2019	0	0	0	(1,036,072)
Plus: Unobligated balance, end of year, 2019	0	0	0	1,020,000
2020 Adjustments to Base				
Plus: Restoration of recoveries/unobligated balances used to offset 2019 appropriation/non-recurring	42	33	36,406	36,406
Plus: Inflationary adjustments to base	0	0	35,903	35,903
Plus: Unobligated balance, start of year, 2020	0	0	0	1,020,000
2020 Base	91,673	14,255	3,620,141	4,640,141
Plus: 2020 Program changes	243,372	61,627	2,261,659	2,261,659
2020 Estimate	335,045	75,882	5,881,800	6,901,800

**Comparison by activity/subactivity
with totals by activity:**

	2018 Actual		2019 Enacted ²		2020 Base		2020 Estimate		Increase/Decrease from 2020 Base	
	Personnel	Amount	Personnel	Amount	Personnel	Amount	Personnel	Amount	Personnel	Amount
Economic Statistics Programs:										
CEN-53 Periodic Economic Statistics	Pos./BA	744 \$113,550	965 \$108,299	965 \$143,383	802 \$139,607	(163) (\$3,776)				
	FTE/Obl.	564 113,552	756 141,982	756 143,383	664 139,607	(92) (3,776)				
Demographic Statistics Programs:										
CEN-87 Decennial Census ³	Pos./BA	7,324 2,308,442	89,951 3,226,551	89,951 3,260,227	333,479 5,515,037	243,528 2,254,810				
	FTE/Obl.	3,875 1,287,108	12,780 3,238,400	12,780 4,280,227	74,518 6,535,037	61,738 2,254,810				
Geographic Support:										
CEN-149 Geographic Support	Pos./BA	332 58,962	308 59,725	308 61,164	308 61,164	0 0				
	FTE/Obl.	256 56,573	303 62,911	303 61,164	303 61,164	0 0				
Enterprise Data Collection and Dissemination Systems:										
CEN-157 Enterprise Data Collection and Dissemination Systems	Pos./BA	189 64,466	449 153,257	449 155,367	456 165,992	7 10,625				
	FTE/Obl.	144 64,039	416 157,017	416 155,367	397 165,992	(19) 10,625				
Total	Pos./BA	8,589 2,545,420	91,673 3,547,832	91,673 3,620,141	335,045 5,881,800	243,372 2,261,659				
	FTE/Obl.	4,839 1,521,272	14,255 3,600,310	14,255 4,640,141	75,882 6,901,800	61,627 2,261,659				
Adjustments for:										
Recoveries		(8,365)	(36,406)	0	0	0				
Unobligated balance, start of year		(6,438)	(1,036,072)	(1,020,000)	(1,020,000)	0				
Unobligated balance transferred		3,000	0	0	0	0				
Unobligated balance, end of year		1,036,072	1,020,000	0	0	0				
Unobligated balance, expiring		555	0	0	0	0				
Refund		(676)	0	0	0	0				
Adjustments to Budget Authority:										
Rescission		0	0	0	0	0				
Sequestration		0	0	0	0	0				
Financing from transfers:										
Transfer from other accounts (-)		(4,000)	0	0	0	0				
Transfer to other accounts (+)		2,580	3,556	3,556	3,556	0				
Appropriation		2,544,000	3,551,388	3,623,697	5,885,356	2,261,659				

¹ Position numbers on this and other exhibits include "Other than Full Time Permanent" employees. This is a change in presentation from prior budget submissions.

² In addition to the budget authority requested for the Periodic Economic Statistics and Decennial Census, an additional \$36.4 million in budgetary resources will be derived from recoveries of prior year obligations from programs across the Periodic Censuses and Programs account.

³ In addition to the requested Budget Authority, \$1.02 billion in available balances that were appropriated in prior years will be available for the 2020 Census, making available \$6.9 billion for Periodic Censuses and Programs, of which \$6.4 billion directly supports 2020 Census in FY 2020.

THIS PAGE INTENTIONALLY LEFT BLANK

Department of Commerce
U.S. Census Bureau
Periodic Censuses and Programs
SUMMARY OF FINANCING
(Dollar amounts in thousands)

	2018 Actual	2019 Enacted	2020 Base	2020 Estimate	Increase/Decrease from 2020 Base
Total Obligations	\$1,521,272	\$3,600,310	\$4,640,141	\$6,901,800	\$2,261,659
Offsetting collections from:					
Federal Funds	0	0	0	0	0
Trust Funds	0	0	0	0	0
Non-Federal sources	0	0	0	0	0
Recoveries	(8,365)	(36,406)	0	0	0
Unobligated balance, start of year	(6,438)	(1,036,072)	(1,020,000)	(1,020,000)	0
Unobligated balance transferred	3,000	0	0	0	0
Unobligated balance, end of year	1,036,072	1,020,000	0	0	0
Unobligated balance, expiring	555	0	0	0	0
Refund	(676)	0	0	0	0
Budget Authority	2,545,420	3,547,832	3,620,141	5,881,800	2,261,659
Financing:					
Transfer from other accounts	(4,000)	0	0	0	0
Transfer to other accounts	2,580	3,556	3,556	3,556	0
Total, Discretionary Appropriation	2,544,000	3,551,388	3,623,697	5,885,356	2,261,659

**Department of Commerce
U.S. Census Bureau
Periodic Censuses and Programs
ADJUSTMENTS TO BASE**
(Dollar amounts in thousands)

	FTE	Amount
Adjustment Restoration of recoveries used to offset FY 2019 appropriation. In FY 2019, the budget authority was reduced by \$36,406,000 based on offsets from anticipated recoveries of prior year obligations in FY 2019. This ATB would restore the reduction in FY 2020 and adjust FTE and positions that were erroneously double counted, maintaining the approved program level.	33	\$36,406
Other Changes		
2019 Pay raise	0	2,558
Change in compensable day	0	3,819
Civil Service Retirement System (CSRS)	0	(650)
Federal Employees' Retirement System (FERS)	0	20,408
Thrift Savings Plan	0	54
Federal Insurance Contribution Act (FICA) - OASDI	0	598
Health insurance	0	399
Employees Compensation Fund	0	(142)
Travel:		
Per Diem	0	6
Mileage	0	5,763
Rental payments to GSA	0	580
Postage	0	1,115
Other services		
Working Capital Fund (WCF)	0	1,395
Subtotal, other changes	0	35,903
Total, adjustments to base	33	72,309

**Department of Commerce
U.S. Census Bureau
Periodic Censuses and Programs
PROGRAM AND PERFORMANCE: DIRECT OBLIGATIONS**
(Dollar amounts in thousands)

Activity: Economic Statistics Programs
Subactivity: Periodic Economic Statistics

Line Item		2018 Actual		2019 Enacted ¹		2020 Base		2020 Estimate		Increase/Decrease from 2020 Base	
		Personnel	Amount	Personnel	Amount	Personnel	Amount	Personnel	Amount	Personnel	Amount
Economic Census	Pos./BA	694	\$105,106	864	\$99,473	864	\$131,346	706	\$127,603	(158)	(\$3,743)
	FTE/Obl.	517	105,500	686	129,407	686	131,346	596	127,603	(90)	(3,743)
Census of Governments	Pos./BA	50	8,444	101	8,826	101	12,037	96	12,004	(5)	(33)
	FTE/Obl.	47	8,052	70	12,575	70	12,037	68	12,004	(2)	(33)
Total	Pos./BA	744	113,550	965	108,299	965	143,383	802	139,607	(163)	(3,776)
	FTE/Obl.	564	113,552	756	141,982	756	143,383	664	139,607	(92)	(3,776)

¹ In addition to the budget authority requested for Economic Census and Census of Governments, an additional \$31.4 million in budgetary resources will be derived from recoveries of prior year obligations from programs across the Periodic Censuses and Programs account.

Department of Commerce
U.S. Census Bureau
Periodic Censuses and Programs
JUSTIFICATION OF PROGRAM AND PERFORMANCE
(Dollar amounts in thousands)

Activity: Economic Statistics Programs
Subactivity: Periodic Economic Statistics
Line Item: Economic Census

Goal Statement

The Census Bureau's mission is to serve as the leading source of quality data about the Nation's people and economy. The Economic Census furthers this mission by providing key benchmark measures about the U.S. economy. The data provided is critical to understanding the structure and function of the Nation's economy. This program supports the Department's Strategic Objective 4.2 to "Provide accurate data to support economic activity."

Base Program

Every five years, the U.S. Census Bureau collects extensive statistics about businesses that are essential to understanding the American economy. This official count, better known as the Economic Census, serves as the foundation for the measurement of U.S. businesses and their economic impact. As part of the Census Bureau's mission to provide timely information on the health of the U.S. economy, this "business" census serves as the most extensive collection of data related to business activity. Nearly 4 million businesses, large, medium and small, covering most industries and all geographic areas of the United States will receive surveys tailored to their primary business activity.

Statement of Operating Objectives

Before each Economic Census, the Census Bureau consults a variety of experts, both within and outside the Federal Government. The principal sources of advice to the agency over the long term are public advisory committees and key Federal data users. Specific industry associations and companies are consulted on particular points, such as the content of a questionnaire. The Census Scientific Advisory Committee provides scientific and technical expertise to address Census Bureau program needs and objectives. The committee meets twice a year to advise the Bureau on a wide range of issues affecting its programs. The Census Bureau works closely with the

Bureau of Economic Analysis (BEA) to ensure its programs meet BEA's needs for constructing the national accounts. The Census Bureau also assists the Bureau of Labor Statistics' efforts, particularly for constructing producer price indexes.

In planning for the 2017 Economic Census, the Census Bureau acknowledged the dynamic nature of the U.S. economy and recognized the programs used to measure the economy must keep pace. To accomplish this, the Census Bureau identified four elements of an efficient and relevant Economic Census:

Moving to 100% Internet Reporting - The Economic Census provided businesses an easier way to respond. The Census Bureau adopted a strategy that relied on electronic (Internet) reporting. The Census of Island Areas had a paper form backup option for Puerto Rican Spanish speaking establishments. By implementing an all-electronic data collection environment, the Census Bureau provided phone and enhanced Internet support for data users reporting electronically. This assistance was vital for those respondents who had questions regarding the new electronic instrument. The goal was to achieve a level of electronic reporting that accounts for 90 percent or more of total response for the core program's coverage of the U.S. This major change in data collection provided a faster and cheaper way to process data. The Census Bureau reduced costs for printing, postage, and processing through the elimination of paper questionnaires.

Reducing the Burden for Businesses - The Economic Census relied more on existing business records, including research into using data from new third party sources, to reduce burden for respondents. Expanded sharing of administrative data created a reduction in costs to small businesses and enabled standardization of data processing and data products. The single-unit establishment sample was also reduced when compared to 2012. The Census Bureau also conducted exploratory research on Big Data (large volumes of data sets that may be combined and analyzed to reveal patterns and trends, complementing and supplementing surveys) concepts using data from third party sources and passive data collection as an approach to reduce respondent burden.

Automating Operations to Increase Productivity - The Economic Census supported the development and leveraging of Census Bureau-wide solutions to increase productivity and reduce costs. This included systems for data collection and processing, as well as the Center for Enterprise Dissemination Services and Consumer Innovation system for dissemination of data. This new enterprise-wide approach will reduce redundancies in data collection system development. By leveraging these solutions, the Census Bureau will increase productivity and better allocate staff resources. The use of Application Programming Interfaces (API) enables data users to reach and build customized data products by combining Economic Census statistics with other information.

Improving Data Products to Reflect the Ever-Changing U.S. Economy - The Census Bureau updated content to reflect the changing economy and explored adding new business areas to provide a fuller picture of the economy. The program consulted with key data users, businesses, trade and professional associations, economic and statistical advisory groups, and accounting experts to ensure that proposed new census content was necessary, consistent with generally accepted recordkeeping practices, and reportable. Cognitive testing was conducted to improve the reportability of census content and the usability of data collection instruments.

Exhibit 12

In addition, the Census Bureau implemented 2017 revisions to the supply-oriented North American Industry Classification System (NAICS) to better reflect the structure of the U.S. economy. The 2017 Economic Census collected North American Product Classification System (NAPCS) product details across all industry sectors, introducing NAPCS product details for the manufacturing, mining, construction, wholesale, retail, and utilities industries. Select service industries collected NAPCS product detail in 2012. This allows for an economy-wide display of product data.

		<u>Explanation and Justification</u>					
		2018 Actual		2019 Enacted		2020 Base	
		Personnel	Amount	Personnel	Amount	Personnel	Amount
Direction	Pos./BA	86	\$16,608	114	\$17,836	114	\$32,620
	FTE/Obl.	68	17,514	89	32,174	89	32,620
Content Determination and Design	Pos./BA	273	47,885	223	25,801	223	37,341
	FTE/Obl.	248	50,468	180	36,396	180	37,341
Mail List Development and Mailout	Pos./BA	7	2,568	23	992	23	1,076
	FTE/Obl.	14	2,397	11	1,036	11	1,076
Collection and Processing	Pos./BA	263	24,146	422	39,008	422	43,297
	FTE/Obl.	136	25,343	288	43,328	288	43,297
Publication and Dissemination	Pos./BA	65	13,899	82	15,836	82	17,012
	FTE/Obl.	51	9,778	118	16,473	118	17,012
Total	Pos./BA	694	105,106	864	99,473	864	131,346
	FTE/Obl.	517	105,500	686	129,407	686	131,346

The Economic Census consists of eight core program components and several related data collections. The core components are separately tailored for each major domestic business sector and provide comprehensive, detailed information on the structure of the U.S. non-farm economy. The related programs are more specialized and provide supplementary information, such as characteristics of

businesses and business owners, transportation information on the movement of goods, and other items of national interest. These related programs include: (1) Census of the Island Areas (Puerto Rico, U.S. Virgin Islands, Guam, American Samoa, and the Commonwealth of the Northern Mariana Islands), (2) Annual Business Survey, and (3) Commodity Flow Survey.

FY 2020 represents the sixth year of the 2017 Economic Census survey cycle and the first year of the 2022 Economic Census survey cycle. Efforts in FY 2020 include continued review of data at detailed levels and preparation for and release of data for the Geographic Area Statistics (U.S., States, Metro Areas, Counties, and Places) and the NAPCS data tables for all in-scope industries, as well as exploring the use of Big Data to supplement data received from businesses. Analytical review and publication activities include verifying changes in company reporting patterns, macro review of industry and state data, outlier review, documentation of findings, and preparation of tabulated data. Staff prepare data for delivery to the public by reviewing pre-released publications, gaining approvals, updating metadata tables, and ensuring quality standards are met. Research and development work needed to implement the Census Bureau's new requirements for confidential data protection will begin in preparation for the 2022 Economic Census as well as general planning and project management for the 2022 survey cycle. The 2017 Economic Census continues in FY 2021 with continued data review and dissemination activities (e.g., micro and macro review of data at detailed levels, and preparation for and actual release of data).

Economic Census Data are collected through various methods, including mailed invitations to provide data on line, administrative records, and sample surveys. Some other enterprise solutions that were utilized for data collection and processing include Content Metadata (COMET), Unified Tracking System (UTS), and eCorrespondence. COMET is a survey registration and repository for instrument metadata that has been used to store, update, and maintain all content such as question wording, business rules, formats, etc. used to build the electronic data collection instruments. UTS is a paradata repository and cost and progress dashboard. The system will provide improved tracking of collection and processing activities and cost to monitor key performance measures. eCorrespondence is an electronic correspondence portal for business and individual respondents. The system will be used for secure communication and to provide online self-service, such as password re-mails, to respondents.

By leveraging these solutions, the Census Bureau will increase productivity and better allocate staff resources. The use of Application Programming Interface (API) enables data users to reach and build customized data products by combining Economic Census statistics with other information. Data releases begin with the First Look Report in September 2019, which provides economy-wide business statistics at the U.S. level, the Geographic Area Series (GAS) reports and NAPCS tables in November 2020, and additional industry specific data releases through December 2021.

The Economic Census includes the following major activities:

Direction (\$32,620 BA/Obl., 89 FTE/114 Pos.)

The Direction line item includes planning and preparatory activities associated with conducting a re-engineered 2017 Economic Census featuring all-electronic response. Specific activities include providing overall direction and coordination of census planning, design, collection, processing, and dissemination operations.

Content Determination and Design (\$37,341 BA/Obl., 180 FTE/223 Pos.)

The Content Determination and Design line item includes a review of census program components and content, including the other census-related surveys, with business and government analysts, data providers, and other data users, as well as the design of electronic collection instruments.

Mail List Development and Mailout (\$1,076 BA/Obl., 11 FTE/23 Pos.)

The Mail List Development and Mailout line item includes assembling and preparing the census mail list for over 32 million business locations.

Collection and Processing (\$43,297 BA/Obl., 288 FTE/422 Pos.)

The Collection and Processing line item includes all collection operations, including those conducted in Jeffersonville, Indiana at the Census Bureau's National Processing Center.

Publication and Dissemination (\$17,012 BA/Obl., 118 FTE/82 Pos.)

The Publication and Dissemination line item includes all operations related to data tabulations, final table review of tabulated census data, the development of census products, review of disclosure avoidance patterns, and the dissemination of census results.

Key Economic Census Stakeholder Groups and Areas of Interest

Key Economic Census Stakeholder Groups	Area of Interest
Businesses and Industries	Data Use for Decision Making/Accurate Census
Department of Commerce	Oversight and Administration
Office of Management and Budget	Oversight and Reporting
Congress	Oversight, Funding, and Data Use for Policymaking
Federal Agencies	Data Input to Economic Indices
State and Local Governments	Data Use for Policymaking and Planning
Census Scientific Advisory Committee	Advisory
National Academy of Sciences	Consulting

**Department of Commerce
U.S. Census Bureau
Periodic Censuses and Programs
PROGRAM CHANGES FOR 2020**
(Dollar amounts in thousands)

		2020 Base		2020 Estimate		Increase/Decrease from 2020 Base	
		Personnel	Amount	Personnel	Amount	Personnel	Amount
Economic Census	Pos./BA	864	\$131,346	706	\$127,603	(158)	(\$3,743)
	FTE/Obl.	686	131,346	596	127,603	(90)	(3,743)

Economic Census (-\$3,743, -90 FTE/-158 Positions) – Fiscal Year 2020 represents the sixth year of the 2017 Economic Census cycle and the first year of the 2022 Economic Census cycle. Efforts in FY 2020 include continued review of data at detailed levels and preparation for and release of data to the Bureau of Economic Analysis (BEA) and public releases, as well as expanding the use of administrative records and content to supplement data received from businesses. Preparation for the 2022 Economic Census will begin, including general planning and project management for the next cycle.

Major activities in FY 2020 include continued processing and review of the 2017 Economic Census data, including the Geographic Area Series (GAS) and the North American Product Classification System (NAPCS) data for all in-scope industries. Analytical review activities include verifying changes in company reporting patterns, macro review of industry and state data, outlier review, documentation of findings, and preparation of data for provision to BEA and public releases. Planning activities for the 2022 Economic Census include designing the systems architecture and determination of the strategies that will be used for data collection to ensure optimal response in the 2022 census.

The table starting on the following page contains detail on the activities, and the funds supporting those activities, in FY 2020.

FY 2020 Key Program Activities

Major Activity	FY 2020 Description	FY 2020 Change (+/-)	FY 2020 Obligations
Direction	<p>Continue managing and administering the 2017 Economic Census.</p> <p>Activities include applying project management methods and tools to the overall program, monitoring the risk management plan, monitoring the quality management plan, monitoring response and overseeing data review.</p> <p>Monitor schedule milestones and participate in regular status updates.</p> <p>Conduct frequent risk review board meetings and discussions. Enact mitigation and contingency plans as needed.</p> <p>Ensure quality standards are met and approve release of data products.</p>		
Sub-total		\$ +10,177	\$ 42,797
Content Determination	<p>Implement standardized Economic Census statistical methodology for all collections.</p> <p>Review content to ensure relevance with current and future economic activity and to meet stakeholder needs. Explore the use of additional administrative records to reduce costs and burden.</p>		
Sub-total		\$ +5,516	\$ 42,857
Mail List Development and Mailout	<p>Conduct exploratory research on the use of administrative data from third party sources.</p>		
Sub-total		\$ +1,354	\$ 2,430

Exhibit 13

Major Activity	FY 2020 Description	FY 2020 Change (+/-)	FY 2020 Obligations
Collection and Processing	<p>Continue analytical data review.</p> <p>Continue utilizing the UTS, a Paradata repository and cost and progress dashboard that will provide improved tracking of collection and processing activities and cost in order to monitor key performance measures.</p> <p>Continue data processing activities on received responses.</p> <p>Continue macro review of data through tabulations by sector, NAICS, and state levels.</p>		
Sub-total		\$ -38,034	\$ 5,263
Publication and Dissemination	<p>Provide data from the 2017 Economic Census to BEA and public releases.</p> <p>Continue testing and reviewing final disclosure avoidance patterns.</p>		
Sub-total		\$ +17,244	\$ 34,256
Total		\$ -3,743	\$ 127,603

Performance Measures

The table below shows the impact of the program change on performance measures. The performance targets reflect the proposed funding level in the FY 2020 budget.

Performance Measure:	FY 2020 Target	FY 2021 Target	FY 2022 Target	FY 2023 Target	FY 2024 Target
With Change	<p>1) Conduct research and development for the Census Bureau’s new requirements for confidential data protection for the 2022 Economic Census.</p> <p>2) Release 70% of the 2017 Economic Census Geographic Series products by September 30, 2020.</p>	<p>1) Prepare a project plan for all phases of the 2022 Economic Census by December 31, 2020.</p> <p>2) Finalize instrument content for 2022 Economic Census core programs by September 30, 2021.</p> <p>3) Complete 2017 Economic Census Geographic Series releases and Final NAPCS Data by November 30, 2020.</p>	<p>1) Begin mailing of the 2021 classification electronic collection instruments in preparation for the Economic Census mailing by September 30, 2022.</p> <p>2) Complete design of the 2022 electronic collection instruments by September 30, 2022.</p>	<p>1) Complete initial mailout of the 2022 Economic Census by May 31, 2023.</p> <p>2) Approve data analysis review plan, trade area interactive edits, and the Business Register to the Micro Analytic Database process for production allowing staff to conduct micro level data analysis.</p>	<p>1) Complete data collection by February 28, 2024.</p> <p>2) Close the Business Register for the 2022 Economic Census collection cycle and approval of tabulation extracts and parameters for production allowing staff to conduct macro tabulation and analysis by April 30, 2024.</p> <p>3) Release the 2022 Economic Census First Look report by September 30, 2024.</p>

Continued from previous page	FY 2020 Target	FY 2021 Target	FY 2022 Target	FY 2023 Target	FY 2024 Target
Without Change	<p>1) Conduct research and development for the Census Bureau's new requirements for confidential data protection for the 2022 Economic Census.</p> <p>2) Release 70% of the 2017 Economic Census Geographic Series products by September 30, 2020.</p>	<p>1) Prepare a project plan for all phases of the 2022 Economic Census by December 31, 2020.</p> <p>2) Finalize instrument content for 2022 Economic Census core programs by September 30, 2021.</p> <p>3) Complete 2017 Economic Census Geographic Series releases and Final NAPCS Data by November 30, 2020.</p>	<p>1) Begin mailing of the 2021 classification electronic collection instruments in preparation for the Economic Census mailing by September 30, 2022.</p> <p>2) Complete design of the 2022 electronic collection instruments by September 30, 2022.</p>	<p>1) Complete initial mailout of the 2022 Economic Census by May 31, 2023.</p> <p>2) Approve data analysis review plan, trade area interactive edits, and the Business Register to the Micro Analytic Database process for production allowing staff to conduct micro level data analysis.</p>	<p>1) Complete data collection by February 28, 2024.</p> <p>2) Close the Business Register for the 2022 Economic Census collection cycle and approval of tabulation extracts and parameters for production allowing staff to conduct macro tabulation and analysis by April 30, 2024.</p> <p>3) Release the 2022 Economic Census First Look report by September 30, 2024.</p>

**Department of Commerce
U.S. Census Bureau
Periodic Censuses and Programs
PROGRAM CHANGE PERSONNEL DETAIL**

Activity: Economic Statistics Programs
Subactivity: Periodic Economic Statistics
Program Change: Economic Census

Full-time permanent

<u>Title</u>	<u>Grade</u>	<u>Number</u>	<u>Annual Salary</u>	<u>Total Salaries</u>
Mathematical Statistician	15	(3)	\$155,662	(\$466,986)
IT Specialist	15	(5)	155,662	(778,310)
Statistician	14	(8)	140,121	(1,120,968)
Mathematical Statistician	14	(6)	140,121	(840,726)
IT Specialist	14	(4)	140,121	(560,484)
Statistician	13	(7)	111,988	(783,916)
Mathematical Statistician	13	(3)	111,988	(335,964)
Statistician	12	(12)	94,177	(1,130,124)
Mathematical Statistician	12	(5)	94,177	(470,885)
IT Specialist	12	(7)	94,177	(659,239)
Program Analyst	12	(4)	94,177	(376,708)
Statistician	11	(9)	71,640	(644,760)
Mathematical Statistician	11	(5)	71,640	(358,200)
Statistical Assistant	7	(5)	56,213	(281,065)
Subtotal		<u>(83)</u>		<u>(8,808,335)</u>
Distributed share of staff for centralized services		<u>(34)</u>		<u>(3,105,320)</u>
Total		<u>(117)</u>		<u>(11,913,655)</u>
Less lapse	48.0%	<u>56</u>		<u>5,718,554</u>
Total full-time permanent (FTE)		<u>(61)</u>		<u>(6,195,101)</u>
2020 pay adjustment	0.00%			<u>0</u>
				<u>(6,195,101)</u>

Exhibit 14

Part-time permanent

<u>Title</u>	<u>Grade</u>	<u>Number</u>	<u>Annual Salary</u>	<u>Total Salaries</u>
IT Specialist	14	(2)	\$132,337	(\$264,674)
Statistician	11	(5)	73,952	(369,760)
Statistical Assistant	4	(15)	40,559	(608,385)
Subtotal		(22)		(1,242,819)
Distributed share of staff for centralized services		(10)		(772,150)
Total		(32)		(2,014,969)
Less lapse		9		564,191
Total part-time permanent (FTE)		(23)		(1,450,778)
2020 pay adjustment				0
				(1,450,778)

Intermittent

<u>Title</u>	<u>Grade</u>	<u>Number</u>	<u>Annual Salary</u>	<u>Total Salaries</u>
Statistical Assistant	4	(6)	\$42,812	(\$256,872)
Subtotal		(6)		(256,872)
Distributed share of staff for centralized services		(3)		(231,327)
Total		(9)		(488,199)
Less lapse		3		136,696
Total part-time temporary (FTE)		(6)		(351,503)
2020 pay adjustment				0
				(351,503)

Personnel Data Summary

Full-Time Equivalent Employment (FTE)

Full-time permanent	(61)
Full-time temporary	0
Part-time permanent	(23)
Part-time temporary	0
Intermittent	(6)
<hr/>	<hr/>
Total FTE	(90)

Authorized Positions

Full-time permanent	(117)
Full-time temporary	0
Part-time permanent	(32)
Part-time temporary	0
Intermittent	(9)
<hr/>	<hr/>
Total Positions	(158)

Department of Commerce
U.S. Census Bureau
Periodic Censuses and Programs
PROGRAM CHANGE DETAIL BY OBJECT CLASS
(Direct Obligations amounts in thousands)

Activity: Economic Statistics Programs
Subactivity: Periodic Economic Statistics
Program Change: Economic Census

	Object Class	2018 Actual	2019 Enacted	2020 Base	2020 Estimate	Increase/Decrease from 2020 Base
11.1	Full-time permanent	\$47,586	\$60,726	\$61,191	\$54,996	(\$6,195)
11.3	Other than full-time permanent	1,530	4,293	4,317	2,515	(1,802)
11.5	Other personnel compensation	1,280	853	853	929	76
11.8	Special personnel services payments	0	0	0	0	0
11.9	Total personnel compensation	50,396	65,872	66,361	58,440	(7,921)
12.1	Civilian personnel benefits	16,200	21,808	24,285	20,071	(4,214)
13	Benefits for former personnel	1	164	164	138	(26)
21	Travel and transportation of persons	419	1,029	1,029	1,206	177
22	Transportation of things	7	0	0	4	4
23.1	Rental payments to GSA	3,459	4,503	4,585	3,300	(1,285)
23.2	Rental payments to others	8	18	18	0	(18)
23.3	Commun., util., misc. charges	5,631	7,619	6,408	762	(5,646)
24	Printing and reproduction	637	15	15	83	68
25.1	Advisory and assistance services	4,092	10,573	10,573	30,474	19,901
25.2	Other services	3,177	10,181	10,181	1,401	(8,780)
25.3	Purchases of goods and services from gov't accts.	3,882	2,582	2,684	5,025	2,341
25.4	Operation and maintenance of facilities	1,272	1,024	1,024	676	(348)
25.5	Research and development contracts	25	212	212	0	(212)
25.6	Medical care	0	0	0	0	0
25.7	Operation and maintenance of equipment	14,381	3,107	3,107	5,394	2,287
25.8	Subsistence and support of persons	26	2	2	0	(2)
26	Supplies and materials	648	109	109	239	130
31	Equipment	1,239	589	589	390	(199)
32	Lands and structures	0	0	0	0	0
33	Investments and loans	0	0	0	0	0
41	Grants, subsidies and contributions	0	0	0	0	0
42	Insurance claims and indemnities	0	0	0	0	0
43	Interest and dividends	0	0	0	0	0
44	Refunds	0	0	0	0	0
92	Contingency	0	0	0	0	0
99.9	Total obligations	105,500	129,407	131,346	127,603	(3,743)

Department of Commerce
U.S. Census Bureau
Periodic Censuses and Programs
Economic Statistics Programs/Periodic Economic Statistics/Economic Census
SELECT ACTIVITIES BY OBJECT CLASS
 (Dollar amounts in thousands)

Object Class	2018 Actual	2019 Enacted	2020 Base	2020 Estimate	Increase/Decrease from 2020 Base
11.1 Full-time permanent	\$47,586	\$60,726	\$61,191	\$54,996	(\$6,195)
11.3 Other than full-time permanent	1,530	4,293	4,317	2,515	(1,802)
11.5 Other personnel compensation	1,280	853	853	929	76
11.8 Special personnel services payments	0	0	0	0	0
11.9 Total personnel compensation	50,396	65,872	66,361	58,440	(7,921)
12.1 Civilian personnel benefits	16,200	21,808	24,285	20,071	(4,214)
13 Benefits for former personnel	1	164	164	138	(26)
21 Travel and transportation of persons	419	1,029	1,029	1,206	177
22 Transportation of things	7	0	0	4	4
23.1 Rental payments to GSA	3,459	4,503	4,585	3,300	(1,285)
23.2 Rental payments to others	8	18	18	0	(18)
23.3 Communication, utilities, misc. charges	5,631	7,619	6,408	762	(5,646)
24 Printing and reproduction	637	15	15	83	68
25.1 Advisory and assistance services	4,092	10,573	10,573	30,474	19,901
25.2 Other services from non-Federal sources	3,177	10,181	10,181	1,401	(8,780)
25.3 Other goods and services from Federal sources	3,882	2,582	2,684	5,025	2,341
25.4 Operation & maintenance of facilities	1,272	1,024	1,024	676	(348)
25.5 Research & development contracts	25	212	212	0	(212)
25.6 Medical Care	0	0	0	0	0
25.7 Operation & maintenance of equipment	14,381	3,107	3,107	5,394	2,287
25.8 Subsistence & support of persons	26	2	2	0	(2)
26 Supplies and materials	648	109	109	239	130
31 Equipment	1,239	589	589	390	(199)

Exhibit 16A

Object Class	2018 Actual	2019 Enacted	2020 Base	2020 Estimate	Increase/Decrease from 2020 Base
32 Lands and structures	0	0	0	0	0
33 Investments and loans	0	0	0	0	0
41 Grants, subsidies and contributions	0	0	0	0	0
42 Insurance claims and indemnities	0	0	0	0	0
43 Interest and dividends	0	0	0	0	0
44 Refunds	0	0	0	0	0
92 Contingency	0	0	0	0	0
99.9 Total obligations	105,500	129,407	131,346	127,603	(3,743)
Less prior year recoveries	(1,432)	(28,529)	0	0	0
Less unobligated balance, start of year	(323)	(1,405)	0	0	0
Refund	(73)	0	0	0	0
Unobligated balance, expiring	29	0	0	0	0
Unobligated balance, end of year	1,405	0	0	0	0
Unobligated balance, rescinded	0	0	0	0	0
Less prior year unobligated balance	0	0	0	0	0
Total Budget Authority	105,106	99,473	131,346	127,603	(3,743)
Personnel Data					
Full-time Equivalent Employment:					
Full-time permanent	481	623	623	562	(61)
Other than full-time permanent	36	63	63	34	(29)
Total	517	686	686	596	(90)
Authorized Positions:					
Full-time permanent	637	758	758	641	(117)
Other than full-time permanent	57	106	106	65	(41)
Total	694	864	864	706	(158)

Department of Commerce
U.S. Census Bureau
Periodic Censuses and Programs
JUSTIFICATION OF PROGRAM AND PERFORMANCE
(Dollar amounts in thousands)

Activity: Economic Statistics Programs
Subactivity: Periodic Economic Statistics
Line Item: Census of Governments

Goal Statement

The Census Bureau's mission is to serve as the leading source of quality data about the Nation's people and economy. The Census of Governments furthers this mission by providing key benchmark measures about the U.S. governments. The Census of Governments provides essential information to Congress and Federal agencies for planning and evaluating programs involving intergovernmental relationships. This program supports the Department's Strategic Objective 4.2 to "Provide accurate data to support economic activity."

Base Program

The Census of Governments identifies the scope and nature of the Nation's state and local government sector; provides authoritative benchmark figures of public finance and public employment; classifies local government organizations, powers, and activities; and measures Federal, state, and local fiscal relationships.

Statement of Operating Objectives

The Census of Governments is divided into three components: organization, employment, and finance.

- The *organization* component establishes the universe of state and local government entities, and then identifies the disparate nature of intergovernmental relationships within each state-area. Within this component, the definition, structure, and number of governmental entities are determined.
- The *employment* component provides data on the number of full-time and part-time employees, with corresponding full-time and part-time pay, by governmental function.
- The *finance* component data describes government revenues and expenditures, and quantifies debt and asset characteristics. The finance data consist of various deliverables on taxes, assets of public pension systems, and comprehensive statistics on state and local government finances. These data cover revenues by type; expenditures by character and function; indebtedness by term; and cash and securities holdings.

The Census Bureau is implementing a more efficient 2022 Census of Governments by:

Moving to 100% Electronic Collection - The first goal for the Census of Governments is to provide governments with an easier way to respond to the census. The program is adopting a strategy that relies exclusively on electronic (Internet) reporting that will be in place for the various mail-outs. This will provide a faster and cheaper way to process data. The Census Bureau will improve coverage and data quality while maintaining or reducing costs from the 2017 Census of Governments for printing, postage, and processing through the elimination of paper questionnaires and use of improved electronic instruments. With the efficiencies mentioned, the Census Bureau expects that faster response by governments to the census may result in faster data releases.

Reducing the Burden for Governments - The Census of Governments will rely more on existing government records and will test innovative methods to collect existing records in order to reduce response burden. The use of expanded data sharing of administrative data will reduce response costs to local governments and will allow the Census Bureau to better standardize data processing and data products in the census.

Automating Operations to Increase Productivity - The Census of Governments will support development and leverage Census Bureau-wide solutions to increase productivity and reduce costs. These systems include the Governments Processing Interactive Console (GPIC), systems for data collection and processing, and Center for Enterprise Dissemination Services and Consumer Innovation for dissemination of data from the 2017 Census of Governments. The improved GPIC data processing system will increase efficiencies in editing, tabulating, and dissemination data. By leveraging these systems, the Census Bureau will increase productivity and better allocate staff resources. The use of Application Programming Interface enables data users to reach and build customized data products by combining Census of Governments statistics with other information.

Improving Data Products to Reflect the Dynamic U.S. Economy - The Census Bureau is updating content to reflect the changing economy and exploring new areas to provide a fuller picture of the financial situation of state and local governments and the economy as a whole. As the economy changes, the Census Bureau must change the timeliness of product releases, including maintaining a timely release schedule and accelerating the release of data products where feasible. The goal is to disseminate more timely and relevant results by standardizing data products for common data measures. As a result, the Census Bureau will be able to capture the most accurate picture of the changing economy, help users find better information to make data-driven decisions, and improve relationships with all data users.

		<u>Explanation and Justification</u>					
		2018 Actual		2019 Enacted		2020 Base	
		Personnel	Amount	Personnel	Amount	Personnel	Amount
Direction	Pos./BA	7	\$2,337	18	\$1,936	18	\$4,905
	FTE/Obl.	11	1,751	13	5,685	13	4,905
Content Determination and Design	Pos./BA	9	1,850	25	1,857	25	1,923
	FTE/Obl.	9	1,717	14	1,857	14	1,923
Mail List Development and Mailout	Pos./BA	2	584	12	937	12	968
	FTE/Obl.	4	630	7	937	7	968
Collection and Processing	Pos./BA	32	3,604	37	3,125	37	3,240
	FTE/Obl.	23	3,905	28	3,125	28	3,240
Publication and Dissemination	Pos./BA	0	69	9	971	9	1,001
	FTE/Obl.	0	49	8	971	8	1,001
Total	Pos./BA	50	8,444	101	8,826	101	12,037
	FTE/Obl.	47	8,052	70	12,575	70	12,037

The state and local government universe for the Census of Governments is complex and dynamic—and a major economic force—totaling about 12 percent of the Gross Domestic Product (GDP) and 15 percent of the civilian labor force population. Since 1957, the Census of Governments has served as the primary source of facts about the structure and function of the public sector of the U.S. economy. The census is an important element in constructing composite national economic measures, such as GDP input-output tables produced by BEA that measure market sectors, and the Federal Reserve Board's Flow of Funds accounts that provide time-series data of financial flows in the economy. Without these state and local government economic statistics, important benchmarking and comparative analyses of state and local governments is not possible.

FY 2020 represents the first year of the 2022 Census of Governments cycle as well as ensuring all tasks associated with the 2017 Census of Governments cycle are complete. Efforts in FY 2020 include leveraging administrative record systems for existing government records and testing innovative methods to collect these records to reduce response burden. The use of expanded data sharing of administrative data will reduce respondent burden on local governments and will allow the Census Bureau to better standardize data processing and data products in the census. Research and development of new outlier identification strategies and methodologies to automate data edits to increase effectiveness of edits and efficiency of data processing will begin with the preparation for the 2022 Census of Governments instrument, as well as general planning and project management for the next cycle. FY 2020 may also have some final work involving the preparation and dissemination of tabulated data from the 2017 Census of Governments.

In FY 2020, the program accomplishes its work mostly with Federal staff at Census Bureau Headquarters, supported by contracted database and instrument support. Most of the funds will go towards funding personnel services for mathematical statisticians, programmers, and analytical statisticians.

State and local governments rely on the Census of Governments data as a unique source of comprehensive economic statistics for small geographic areas for use in policy-making, planning, and program administration. Businesses, academia, and the general public use information from the Census of Governments for decision-making, developing economic models and forecasts, conducting economic research, and establishing benchmarks for their own sample surveys. The Census of Governments is the cornerstone of the United States' system of economic statistics on public sector entities. The use of Application Programming Interface for the Census of Governments data will allow data users to reach and build customized data products by combining Census of Governments statistics with other information. In FY 2020, the Census of Governments will accept feedback from our data users from the 2017 Census of Governments to make improvements to the next iteration of the Census of Governments' data gathering and dissemination processes.

The Census of Governments includes the following major activities:

Direction (\$4,905 BA/Obl., 13 FTE/18 Pos.)

Includes planning and preparatory activities associated with conducting a reengineered 2022 Census of Governments featuring all-electronic response.

Content Determination and Design (\$1,923 BA/Obl., 14 FTE/25 Pos.)

Includes a review of census program components and content government analysts, data providers, and other data users, as well as the design of electronic collection instruments.

Mail List Development and Mailout (\$968 BA/Obl., 7 FTE/12 Pos.)

Activities include assembling and preparing the census mail list for over 90,000 government units.

Collection and Processing (\$3,240 BA/Obl., 28 FTE/37 Pos.)

Includes all collection and clerical operations conducted at the Census Bureau headquarters and in Jeffersonville, Indiana at the Census Bureau’s National Processing Center.

Publication and Dissemination (\$1,001 BA/Obl., 8 FTE/9 Pos.)

Activities include all operations related to data tabulations, final table review of tabulated census data, development of census products, review of disclosure avoidance patterns, and the dissemination of census results.

Key Census of Governments Stakeholder Groups and Areas of Interest

Key Census of Governments Stakeholder Groups	Area of Interest
Federal Agencies	Data Input for Economic Indices
State and Local Governments	Data Use for Policymaking and Planning/Accurate Census
Public Interest Groups	Data Use for Policymaking and Planning
National Associations	Data Use for Policymaking and Planning
Office of Management and Budget	Oversight and Reporting
Congress	Oversight, Funding, and Data Use for Policymaking

**Department of Commerce
U.S. Census Bureau
Periodic Censuses and Programs
PROGRAM CHANGES FOR 2020**
(Dollar amounts in thousands)

		2020 Base		2020 Estimate		Increase/Decrease from 2020 Base	
		Personnel	Amount	Personnel	Amount	Personnel	Amount
Census of Governments	Pos./BA	101	\$12,037	96	\$12,004	(5)	(\$33)
	FTE/Obl.	70	12,037	68	12,004	(2)	(33)

Census of Governments (-\$33, -2 FTE/-5 Positions) - FY 2020 is the first year of the five-year cycle for the 2022 Census of Governments. Efforts in FY 2020 focus on data dissemination, evaluations, and planning activities. The Census Bureau will continue processing and dissemination of the 2017 Census of Governments: Finance components. The program will also begin evaluations of the 2017 Census of Governments in preparation for the planning for the 2022 Census of Governments. Additionally, the program will leverage enterprise solutions to increase usage for administrative record data collection and the Center for Enterprise Dissemination Services and Consumer Innovation (CEDSCI) for dissemination when feasible to increase cost-effectiveness. Finally, the Census Bureau will also continue to develop and implement more effective data editing strategies to increase efficiencies of data processing.

Major activities in FY 2020 include the move towards 100% electronic collection using administrative records, to Big Data innovative strategies which will allow quicker and more efficient collection activities, increasing the speed with which data are received and processing may begin. This reduces cost and burden for mail operations, allowing the program to focus efforts on the cases that most impact data quality. With more timely data, outlier identification may begin sooner in the life cycle.

Additionally, with new outlier identification tools, data processing will become more efficient and timely as larger data outliers are identified much earlier in the process. Eliminating these errors early allows for an accelerated processing schedule as well as higher data quality in initial releases.

Implementing standardized dissemination tools such as the Application Programming Interface (API) and CEDSCI will increase data availability for data users while creating a standardized release process for all components of the Census of Governments compared to prior years using the American Fact Finder (AFF). With these more efficient methods of disseminations, more resources will be available to provide high demand data products that will be content-hub and social-media ready. In all, this should allow an accelerated release schedule, as well as an increase and improvement in data products compared to the 2017 Census of Governments.

The table below contains detail on the activities and the funds supporting those activities in FY 2020.

FY 2020 Request by Major Activity

Major Activity	FY 2020 Description	FY 2020 Change (+/-)	FY 2020 Obligations
Direction	<p>Planning and managing activities for the 2022 Census of Governments (COG).</p> <p>Activities include applying project management methods and tools to the overall program, monitoring the risk management plan, and monitoring the quality management plan and the development of a detailed project plan for the 2022 COG.</p> <p>Improve coverage and data quality and evaluate existing census inquiries to determine if they are still relevant, and pursue new inquiries to better measure our changing economy.</p> <p>Develop the Census of Governments cost model, utilizing Project Server (resource-loaded schedules), to improve the tracking of costs. The goal is for costs to be linked to the Four Elements of a More Efficient Census of Governments.</p>		
Sub-total		\$ -1,914	\$ 2,991
Content Determination	<p>Implement standardized Census of Governments statistical methodology for all collections.</p> <p>Maintain on-going consultations via travel alternatives with key data users, professional associations, economic and statistical advisory groups, government agencies, and accounting experts to ensure content is necessary, consistent with generally accepted recordkeeping practices, and reportable. Maintaining conversations throughout the lifecycle will enable more efficient and effective content determination and design for future censuses.</p>		
Sub-total		\$ +4,867	\$ 6,790

Exhibit 13

Major Activity	FY 2020 Description	FY 2020 Change (+/-)	FY 2020 Obligations
Mail List Development and Mailout	Apply changes to universe discovered during 2017 Census of Governments: Finance mailout to the frame, and reconcile any remaining differences.		
Sub-total		\$ +62	\$ 1,030
Collection and Processing	<p>Leverage administrative record systems for the 2017 Census of Governments for data collection.</p> <p>Reduce costs from 2017 Census of Governments from printing, postage, and processing through the elimination of paper questionnaires and use of improved electronic instruments to increase use of administrative records.</p> <p>Collect and process data from over 90,000 governmental units.</p> <p>Achieve a level of electronic reporting that accounts for 90% or more of total response for the core program coverage of the U.S., with the residual representing telephone collection.</p> <p>Achieve an 82% or higher check-in rate across all components for these voluntary collections.</p> <p>Provide enhanced web and phone support for data users to complement electronic (Internet) reporting via e-correspondence tools.</p> <p>Devise new outlier identification strategies and begin testing methodologies to automate data edits to increase effectiveness of edits and efficiency of data processing.</p>		
Sub-total		\$ -2,669	\$ 571

Exhibit 13

Major Activity	FY 2020 Description	FY 2020 Change (+/-)	FY 2020 Obligations
Publication and Dissemination	<p>Explore new strategies for publicizing and disseminating results, including use of the Census of Governments web site, specialized content-driven websites, and social media.</p> <p>Use the Bureau's new dissemination system, which is replacing the AFF system, for all data releases.</p> <p>Utilize API with CEDSCI.</p> <p>Through standardization of census methodology across sectors, this enables a common tabulation to speed analysis and data release.</p> <p>With these efficiencies, the 2017 Census of Governments data release schedule will be faster than in 2012.</p>		
Sub-total		\$ -379	\$ 622
Total		\$ -33	\$ 12,004

Performance Measures

The table on the following pages shows the impact of the program change on performance measures. The performance targets reflect the proposed funding level in the FY 2020 budget.

Performance Measure:	FY 2020 Target	FY 2021 Target	FY 2022 Target	FY 2023 Target	FY 2024 Target
With Change	<p>1) Complete statistical quality evaluations of the 2017 Census of Governments by December 2019.</p> <p>2) Prepare a detailed project plan for the 2022 Census of Governments: all components by September 2020.</p>	<p>1) Finalize report form content for the 2022 Census of Governments: all components by September 2021.</p>	<p>1) Mailing of 2022 Census of Governments: Organization component survey forms by November 2021.</p> <p>2) Mailing of Census of Governments: Employment component survey forms by March 2022.</p>	<p>1) Mailing of 2022 Census of Governments: Finance component by January 2023.</p> <p>2) Release of 2022 Census of Governments: Employment component by September 2023.</p> <p>3) Release of 2022 Census of Governments: Counts of Governments and State Descriptions by September 2023.</p>	<p>1) Release of 2022 Census of Governments: Finance component data by May 2024.</p> <p>2) Plan to reduce scope in evaluations of content, processing, and dissemination components of 2022 Census of Governments by December 2024.</p>

Continued from previous page	FY 2020 Target	FY 2021 Target	FY 2022 Target	FY 2023 Target	FY 2024 Target
Without Change	<p>1) Complete statistical quality evaluations of the 2017 Census of Governments by December 2019.</p> <p>2) Prepare a detailed project plan for the 2022 Census of Governments: all components by September 2020.</p>	<p>1) Finalize report form content for the 2022 Census of Governments: all components by September 2021.</p>	<p>1) Mailing of 2022 Census of Governments: Organization component survey forms by November 2021.</p> <p>2) Mailing of Census of Governments: Employment component survey forms by March 2022.</p>	<p>1) Mailing of 2022 Census of Governments: Finance component by January 2023.</p> <p>2) Release of 2022 Census of Governments: Employment component by September 2023.</p> <p>3) Release of 2022 Census of Governments: Counts of Governments and State Descriptions by September 2023.</p>	<p>1) Release of 2022 Census of Governments: Finance component data by May 2024.</p> <p>2) Plan to reduce scope in evaluations of content, processing, and dissemination components of 2022 Census of Governments by September 2024.</p>

**Department of Commerce
U.S. Census Bureau
Periodic Censuses and Programs
PROGRAM CHANGE PERSONNEL DETAIL**

Activity: Economic Statistics Programs
Subactivity: Periodic Economic Statistics
Program Change: Census of Governments

Full-time permanent

<u>Title</u>	<u>Grade</u>	<u>Number</u>	<u>Annual Salary</u>	<u>Total Salaries</u>
Statistician	9	(2)	\$57,301	(\$114,602)
Statistician	7	(3)	53,091	(159,273)
Subtotal		<u>(5)</u>		<u>(273,875)</u>
Distributed share of staff for centralized services		(3)		(236,552)
Total		<u>(8)</u>		<u>(510,427)</u>
Less lapse	50.0%	4		255,214
Total full-time permanent (FTE)		<u>(4)</u>		<u>(255,213)</u>
2020 pay adjustment	0.00%			0
				<u>(255,213)</u>

Full-time temporary

<u>Title</u>	<u>Grade</u>	<u>Number</u>	<u>Annual Salary</u>	<u>Total Salaries</u>
Statistician	11	1	\$69,329	\$69,329
Statistician	7	1	46,845	46,845
Subtotal		<u>2</u>		<u>116,174</u>
Distributed share of staff for centralized services		1		46,845
Total		<u>3</u>		<u>163,019</u>
Less lapse	25.0%	(1)		(40,755)
Total full-time temporary (FTE)		<u>2</u>		<u>122,264</u>
2020 pay adjustment	0.00%			0
				<u>122,264</u>

Personnel Data Summary

Full-Time Equivalent Employment (FTE)

Full-time permanent	(4)
Full-time temporary	2
Part-time permanent	0
Part-time temporary	0
Intermittent	0
<hr/>	<hr/>
Total FTE	(2)

Authorized Positions

Full-time permanent	(8)
Full-time temporary	3
Part-time permanent	0
Part-time temporary	0
Intermittent	0
<hr/>	<hr/>
Total Positions	(5)

Department of Commerce
U.S. Census Bureau
Periodic Censuses and Programs
PROGRAM CHANGE DETAIL BY OBJECT CLASS
(Direct Obligations amounts in thousands)

Activity: Economic Statistics Programs
Subactivity: Periodic Economic Statistics
Program Change: Census of Governments

	Object Class	2018 Actual	2019 Enacted	2020 Base	2020 Estimate	Increase/Decrease from 2020 Base
11.1	Full-time permanent	\$3,977	\$6,288	\$6,330	\$6,075	(\$255)
11.3	Other than full-time permanent	95	134	135	257	122
11.5	Other personnel compensation	133	58	58	73	15
11.8	Special personnel services payments	0	0	0	0	0
11.9	Total personnel compensation	4,205	6,480	6,523	6,405	(118)
12.1	Civilian personnel benefits	1,393	2,200	2,450	2,427	(23)
13	Benefits for former personnel	0	15	15	12	(3)
21	Travel and transportation of persons	27	6	6	116	110
22	Transportation of things	1	0	0	0	0
23.1	Rental payments to GSA	405	474	483	355	(128)
23.2	Rental payments to others	1	0	0	0	0
23.3	Commun., util., misc. charges	420	36	37	83	46
24	Printing and reproduction	16	0	0	1	1
25.1	Advisory and assistance services	327	2,016	2,016	1,537	(479)
25.2	Other services	141	101	101	85	(16)
25.3	Purchases of goods and services from gov't accts.	312	113	122	473	351
25.4	Operation and maintenance of facilities	127	29	29	72	43
25.5	Research and development contracts	5	2	2	0	(2)
25.6	Medical care	0	0	0	0	0
25.7	Operation and maintenance of equipment	527	1,093	243	406	163
25.8	Subsistence and support of persons	1	0	0	0	0
26	Supplies and materials	39	8	8	22	14
31	Equipment	105	2	2	10	8
32	Lands and structures	0	0	0	0	0
33	Investments and loans	0	0	0	0	0
41	Grants, subsidies and contributions	0	0	0	0	0
42	Insurance claims and indemnities	0	0	0	0	0
43	Interest and dividends	0	0	0	0	0
44	Refunds	0	0	0	0	0
92	Contingency	0	0	0	0	0
99.9	Total obligations	8,052	12,575	12,037	12,004	(33)

Department of Commerce
U.S. Census Bureau
Periodic Censuses and Programs
Economic Statistics Programs/Periodic Economic Statistics/Census of Governments
SELECT ACTIVITIES BY OBJECT CLASS
 (Dollar amounts in thousands)

Object Class	2018 Actual	2019 Enacted	2020 Base	2020 Estimate	Increase/Decrease from 2020 Base
11.1 Full-time permanent	\$3,977	\$6,288	\$6,330	\$6,075	(\$255)
11.3 Other than full-time permanent	95	134	135	257	122
11.5 Other personnel compensation	133	58	58	73	15
11.8 Special personnel services payments	0	0	0	0	0
11.9 Total personnel compensation	4,205	6,480	6,523	6,405	(118)
12.1 Civilian personnel benefits	1,393	2,200	2,450	2,427	(23)
13 Benefits for former personnel	0	15	15	12	(3)
21 Travel and transportation of persons	27	6	6	116	110
22 Transportation of things	1	0	0	0	0
23.1 Rental payments to GSA	405	474	483	355	(128)
23.2 Rental payments to others	1	0	0	0	0
23.3 Communication, utilities, misc. charges	420	36	37	83	46
24 Printing and reproduction	16	0	0	1	1
25.1 Advisory and assistance services	327	2,016	2,016	1,537	(479)
25.2 Other services from non-Federal sources	141	101	101	85	(16)
25.3 Other goods and services from Federal sources	312	113	122	473	351
25.4 Operation & maintenance of facilities	127	29	29	72	43
25.5 Research & development contracts	5	2	2	0	(2)
25.6 Medical Care	0	0	0	0	0
25.7 Operation & maintenance of equipment	527	1,093	243	406	163
25.8 Subsistence & support of persons	1	0	0	0	0
26 Supplies and materials	39	8	8	22	14
31 Equipment	105	2	2	10	8

Exhibit 16A

Object Class	2018 Actual	2019 Enacted	2020 Base	2020 Estimate	Increase/Decrease from 2020 Base
32 Lands and structures	0	0	0	0	0
33 Investments and loans	0	0	0	0	0
41 Grants, subsidies and contributions	0	0	0	0	0
42 Insurance claims and indemnities	0	0	0	0	0
43 Interest and dividends	0	0	0	0	0
44 Refunds	0	0	0	0	0
92 Contingency	0	0	0	0	0
99.9 Total obligations	<u>8,052</u>	<u>12,575</u>	<u>12,037</u>	<u>12,004</u>	<u>(33)</u>
Less prior year recoveries	(25)	(2,899)	0	0	0
Less unobligated balance, start of year	(348)	(850)	0	0	0
Refund	(96)	0	0	0	0
Unobligated balance, expiring	11	0	0	0	0
Unobligated balance, end of year	850	0	0	0	0
Unobligated balance, rescinded	0	0	0	0	0
Less prior year unobligated balance	0	0	0	0	0
Total Budget Authority	<u>8,444</u>	<u>8,826</u>	<u>12,037</u>	<u>12,004</u>	<u>(33)</u>
Personnel Data					
Full-time Equivalent Employment:					
Full-time permanent	46	69	69	65	(4)
Other than full-time permanent	1	1	1	3	2
Total	<u>47</u>	<u>70</u>	<u>70</u>	<u>68</u>	<u>(2)</u>
Authorized Positions:					
Full-time permanent	48	98	98	90	(8)
Other than full-time permanent	2	3	3	6	3
Total	<u>50</u>	<u>101</u>	<u>101</u>	<u>96</u>	<u>(5)</u>

THIS PAGE INTENTIONALLY LEFT BLANK

Department of Commerce
U.S. Census Bureau
Periodic Censuses and Programs
PROGRAM AND PERFORMANCE: DIRECT OBLIGATIONS
(Dollar amounts in thousands)

Activity: Demographic Statistics Programs
Subactivity: Decennial Census

Line Item		2018 Actual		2019 Enacted ¹		2020 Base		2020 Estimate		Increase/Decrease from 2020 Base	
		Personnel	Amount	Personnel	Amount	Personnel	Amount	Personnel	Amount	Personnel	Amount
2020 Census ²	Pos./BA	3,844	\$2,094,873	86,461	\$3,015,144	86,461	\$3,038,082	329,989	\$5,297,037	243,528	\$2,258,955
	FTE/Obl.	2,118	1,075,476	10,859	3,018,045	10,859	4,058,082	72,650	6,317,037	61,791	2,258,955
American Community Survey	Pos./BA	3,480	213,569	3,490	211,407	3,490	222,145	3,490	218,000	0	(4,145)
	FTE/Obl.	1,757	211,632	1,921	220,355	1,921	222,145	1,868	218,000	(53)	(4,145)
Total	Pos./BA	7,324	2,308,442	89,951	3,226,551	89,951	3,260,227	333,479	5,515,037	243,528	2,254,810
	FTE/Obl.	3,875	1,287,108	12,780	3,238,400	12,780	4,280,227	74,518	6,535,037	61,738	2,254,810

¹ In addition to the budget authority requested for the American Community Survey, an additional \$5.0 million in budgetary resources will be derived from recoveries of prior year obligations from programs across the Periodic Censuses and Programs account.

² In addition to the requested Budget Authority, \$1.02 billion in available balances that were appropriated in prior years will be available for the 2020 Census, making available \$6.9 billion for Periodic Censuses and Programs, of which \$6.4 billion directly supports 2020 Census in FY 2020.

Department of Commerce
U.S. Census Bureau
Periodic Censuses and Programs
JUSTIFICATION OF PROGRAM AND PERFORMANCE
(Dollar amounts in thousands)

Activity: Demographic Statistics Programs
Subactivity: Decennial Census
Line Item: 2020 Census

Goal Statement

The Demographic Statistics Programs goal is to conduct a complete and accurate 2020 Census by developing and implementing an innovative design of the 2020 Census that maximizes the use of technology and other tools to conduct the most automated, modern, and dynamic Decennial Census in history. This program supports the Department's Strategic Objective 4.1 to "Conduct a complete and accurate Decennial Census."

Base Program

The Decennial Census has been conducted since the early years of the Nation. The data provides the official population counts for determining the allocation to states of seats in the U.S. House of Representatives. The Census Bureau also provides block-level data necessary for each state to determine congressional, state, and local legislative district boundaries. The provision of these data is mandated in the U.S. Constitution, Title 13 of the U.S. Code, and Public Law (P.L.) 94-171.

The Decennial Census and the American Community Survey provide the fundamental demographic information about the people living in the U.S. This information is not only used to determine Federal allocations to states and local governments but also is critical to America's economic growth, being the core building block of data that businesses use to decide where to locate manufacturing, open the next location, find the right workforce, and choose the products to put on store shelves.

Throughout this decade, the Census Bureau has worked to redesign the 2020 Census to bring this core function of the Federal Government into the 21st Century by embracing automation and other technologies. The Census Bureau plans to conduct a high quality 2020 Census by implementing the most automated, modern, and dynamic decennial census in history. The redesigned 2020 Census incorporates new methodologies to conduct address canvassing, innovative ways of optimizing self-response, the utilization of administrative records to reduce the Non-Response Follow-Up (NRFU) workload, and the use of technology to reduce the time spent on tasks traditionally conducted manually with paper by people during field operations.

Since 2012, the Census Bureau has been studying design innovations and regularly and openly sharing the results with all stakeholders. As outlined in the initial 2020 Census Operational Plan¹ and 2020 Census Research and Testing Management Plan² – findings and metrics from these tests have led to significant decisions and have helped shape the design of the 2020 Census.

- In 2013, the Census Bureau conducted a test of adaptive design methodologies and automated case management in the NRFU operation in Philadelphia, PA.
- In 2014, an Internet Self-Response and NRFU test was conducted in Montgomery County, MD, and Washington, DC.
- In 2015, the Census Bureau conducted the 2015 Optimizing Self-Response Test in the Savannah, GA area to test self-response, including the ability to respond without a Census identification number, the effects of an advertising campaign and partnership engagement on response rates, and other potential methods for increasing response.
- That same year, the Census Bureau conducted the 2015 Census Test in Maricopa County, AZ, deploying our prototype operational control system for the first time with reengineered field procedures.
- The Census Bureau also conducted the 2015 National Content Test to test the content of the census questionnaire, with a focus on how the government collects race and ethnicity information.
- During the 2016 Census Test, Self-Response and NRFU operations and systems were integrated into a single test conducted in Los Angeles County, CA and Harris County, TX. This test primarily helped the 2020 program refine the methodology for NRFU. The program also refined methods and related activities for maximizing self-response.
- In late FY 2016 and early FY 2017, the Address Canvassing Test in Buncombe County, NC and St. Louis, MO measured the effectiveness of In-Office and In-Field Address Canvassing and studied the impact of partner and commercial data on the quality of the Master Address File (MAF).
- The 2017 Census Test was a key nationwide self-response test that successfully tested all of the public facing systems and operations for the 2020 Census together in the field for the first time. This includes the Internet Self-response system in the Cloud environment. The Census Bureau also deployed the Census Questionnaire Assistance, which allows people to respond via the telephone.

¹ <http://www.census.gov/programs-surveys/decennial-census/2020-census/planning-management/planning-docs/operational-plan.html>

² <https://www.census.gov/programs-surveys/decennial-census/2020-census/planning-management/planning-docs/research-testing-plan.html>

- The 2018 End-to-End Census Test, which is the final major field test, began in August 2017 with the address canvassing operation in three sites: Bluefield-Beckley-Oak Hill, West Virginia; Providence County, Rhode Island; and Pierce County Washington. Collectively these three diverse sites helped the program gain invaluable experience in conducting the challenging process of building our address list across a wide area of physical geography, housing structures, and residence types.
- Peak operations for the 2018 End-to-End Census Test began in March 2018 in Providence County, Rhode Island. Providence County is an ideal community to simulate a microcosm of the 2020 Census experience, as its demographics mirror those of the Nation. The test deployed the core systems that needed to be tested ahead of the 2020 Census across 25 operations – including all modes of Self-Response, Update Leave in rural areas, NRFU, and group quarters.

The Census Bureau has learned valuable lessons from each of these tests, as it now completes its final preparations and makes refinements to 2020 Census operations and systems. The lessons learned from how the systems interact with each other, with the operations tested, and, where relevant, with the field staff and persons in the test sites will be instrumental to finalizing the operational plan and all of the systems in advance of the 2020 Census.

As the Census Bureau makes final refinements and finalizes the design for the 2020 Census it will continue to regularly share plans with stakeholders, including Congress, the Government Accountability Office, the Commerce Office of Inspector General, the Census Bureau advisory committees, and the public. The 2020 Census Operational Plan and subsequent major decisions are public documents, and the program's status is updated quarterly in the regularly scheduled public program management reviews.

The key plans for the 2020 Census that will accommodate the leap from paper and pencil to an automated design include the following:

- In building out the address list, the Census Bureau will verify the majority of stable addresses in the office, using aerial imagery and existing data sources. This will cut the on-the-ground address canvassing workload from nearly 100% last decade to approximately 30 percent this decade.
- For the first time, people will have multiple ways to self-respond – online, by phone, or by mail – and full choice to opt for the mode with which they feel most comfortable.
- The Census Bureau will be encouraging individuals nationwide to respond whenever and wherever they are. This includes the ability for folks to respond on the go or at community events, even if they do not have the unique Census ID sent to their address.
- The multilayered Integrated Communication Campaign will implement an advertising and communication strategy designed to promote response using modern communications modes. This decade, the Census Bureau has researched communications and engagement efforts across all technological platforms, including data-driven and respondent-centric communications and advertisements.

- The Partnership Program is forming hundreds of thousands of close local relationships with national, state, local, and tribal stakeholders trusted by their communities who can help convey the importance of responding to the 2020 Census. Promoting and generating self-response through a robust nationwide partnership program is critical to reaching and encouraging the hardest to count in the country to respond, and in doing so can both increase the quality of the 2020 Census and help control its cost.
- In conducting NRFU – traditionally the costliest portion of the decennial census – the Census Bureau will utilize multiple corroborating sources of high quality administrative records from Federal agencies and third-party sources that households have already provided, such as tax and postal data, to remove vacant addresses, which accounted for about one third of the follow-up workload in the 2010 Census.
- The Census Bureau will also count certain nonresponding housing units if enumerators cannot reach someone after a home visit by using multiple high quality, corroborated sources of information already provided to government agencies about the household.
- For enumerating nonresponding households, the Census Bureau has fully automated field operations, replacing paper and pencil with mobile devices. Census enumerators will carry smartphones with a secure data collection app. This streamlining in how field operations are conducted allows the Census Bureau to cut in half the number of temporary field offices and the number of staff that would otherwise have been needed.
- These automations have largely not been built from scratch but rather have been primarily developed by leveraging and integrating existing technology into a cohesive system-of-systems tailored to the needs of the 2020 Census. These systems have been and will continue to be tested and run in a Cloud environment to ensure scalability and flexibility when the 2020 Census goes live. Systems readiness testing will continue in an iterative and layered manner until the 2020 Census to assure integration, interoperability, and security.
- The Census Bureau has been and continues to work with government and private industry experts to secure our systems and all devices needed for the 2020 Census and its field tests using the most sophisticated methods, as well as ensuring that it prevents fraud, distributed denial-of-service attacks, and phishing.

Statement of Operating Objectives

The Census Bureau's mission is to serve as the leading source of quality data about the Nation's people and economy. The 2020 Census activity furthers this mission by providing key benchmark measures about the U.S. population.

		<u>Explanation and Justification</u>					
		2018 Actual		2019 Enacted		2020 Base	
		Personnel	Amount	Personnel	Amount	Personnel	Amount
Program Management	Pos./BA	264	\$63,431	311	\$197,453	311	\$196,265
	FTE/Obl.	198	86,606	309	197,453	309	196,265
Census/Survey Engineering	Pos./BA	365	322,521	187	392,528	187	393,390
	FTE/Obl.	264	342,229	194	392,528	194	393,390
Frame	Pos./BA	545	67,858	73,026	306,038	73,026	315,627
	FTE/Obl.	411	67,235	4,359	306,038	4,359	315,627
Response Data	Pos./BA	588	247,927	1,577	648,525	1,577	652,717
	FTE/Obl.	388	246,101	1,526	1,053,622	1,526	1,462,911
Published Data	Pos./BA	119	15,345	107	18,062	107	18,418
	FTE/Obl.	93	14,571	112	18,062	112	18,418
Test and Evaluation	Pos./BA	1,263	55,014	271	75,548	271	76,599
	FTE/Obl.	254	40,891	294	75,548	294	76,599
Infrastructure	Pos./BA	700	302,336	10,982	356,990	10,982	365,066
	FTE/Obl.	510	272,343	4,065	974,794	4,065	1,594,872
Contingency	Pos./BA	0	50,000	0	0	0	0
	FTE/Obl.	0	5,500	0	0	0	0
Apportioned in Future Fiscal Years	Pos./BA	0	970,441	0	1,020,000	0	1,020,000
	FTE/Obl.	0	0	0	0	0	0
Total	Pos./BA	3,844	2,094,873	86,461	3,015,144	86,461	3,038,082
	FTE/Obl.	2,118	1,075,476	10,859	3,018,045	10,859	4,058,082

Program Management (\$196,265 BA/Obl., 309 FTE/311 Pos.)

The program management line item includes all activities associated with defining and implementing policies, processes, and the control functions for planning and executing the 2020 Census. Specific activities include management of schedule, performance, cost, and acquisition.

Census/Survey Engineering (\$393,390 BA/Obl., 194 FTE/187 Pos.)

The Census/Survey engineering line item includes activities to manage delivery of systems that meet the 2020 program requirements, ensure all operations adhere to data security regulations, finalize content and design of questionnaires, and support the needs of non-English speaking populations. This includes systems engineering and the Technical Integrator (TI).

Frame (\$315,627 BA/Obl., 4,359 FTE/73,026 Pos.)

The census frame line item includes Geographic Programs (providing the geographic foundation in support of the 2020 Census data collection), Local Update of Census Addresses (LUCA) (tribal, Federal, state, and local governments review and help to improve address lists and maps), and Address Canvassing (activities designed to provide a complete and accurate address list for enumeration).

Response Data (\$652,717 BA/\$1,462,911 Obl., 1,526 FTE/1,577 Pos.)

The response data line item includes all operations associated with the collection of responses, management of the cases, and initial processing of the data. Major activities include Forms Printing and Distribution, Paper Data Capture, Integrated Partnership and Communications, Internet Self Response, Non-ID Processing, Update Enumerate, Update Leave, Group Quarters, Enumeration at Transitory Locations, Census Questionnaire Assistance, NRFU, decennial Device-as-a-Service, Fraud Detection, Response Processing, and Federally Affiliated Count Overseas.

Published Data (\$18,418 BA/Obl., 112 FTE/107 Pos.)

The published data line item includes preparation and delivery of 2020 Census population counts to the President for Congressional apportionment, providing redistricting data tabulations to each state, count review, count question resolution, and data archiving.

Test and Evaluation (\$76,599 BA/Obl., 294 FTE/271 Pos.)

The evaluative programs of the 2020 Census program include activities associated with planning, development, and design of the evaluations and experiments operation. The Test and Evaluation line item includes Coverage Measurement Design and Estimation (developing the survey design and sample for the post enumeration survey for the 2020 Census), Coverage Measurement Matching (identifying matches and non-matches between the 2020 Census and the Census Coverage Measurement survey), Coverage Measurement Field Operations (collecting person and housing unit information independent from the 2020 Census operations), and Evaluations and Experiments (measuring the success of critical 2020 Census operations).

Infrastructure (\$365,066 BA/\$1,594,872 Obl., 4,065 FTE/10,982 Pos.)

The infrastructure line item includes activities that support the 2020 Census. The Decennial Service Center supports the 2020 Census Field Operations and handles all service requests initiated by field staff. Field Infrastructure coordinates space acquisition for the Regional Census Centers and field offices. Other operations included in this line item are Decennial Logistics Management (providing logistics management

services), IT infrastructure (providing the IT infrastructure to support the 2020 Census), and the recruitment and hiring of the field staff for the 2020 Census.

Apportioned in Future Fiscal Years (\$1,020,000 BA/\$0 Obl., 0 FTE/0 Pos.)

The FY 2020 Base includes funding appropriated in FY 2019 that is apportioned for future fiscal years.

Key 2020 Census Program Stakeholder Groups and Areas of Interest

Key 2020 Census Stakeholder Groups	Area of Interest
The American People	A Representative and Accurate Census
Department of Commerce	Oversight and Administration
Office of Management and Budget	Oversight and Reporting
Government Accountability Office	Auditing and Reporting
Congress	Oversight, Funding, and Data Use for Policy-Making
National Advisory Committee	Advisory
Census Scientific Advisory Committee	Advisory
National, State, and Local Partners	Advisory
National Academy of Sciences	Consulting

Department of Commerce
U.S. Census Bureau
Periodic Censuses and Programs
PROGRAM CHANGES FOR 2020
(Dollar amounts in thousands)

		2020 Base		2020 Estimate		Increase/Decrease from 2020 Base	
		Personnel	Amount	Personnel	Amount	Personnel	Amount
2020 Census	Pos./BA	86,461	\$3,038,082	329,989	\$5,297,037	243,528	\$2,258,955
	FTE/Obl.	10,859	4,058,082	72,650	6,317,037	61,791	2,258,955

2020 Census (+\$2,258,955, +61,791 FTE/+243,528 Positions) - At the end of FY 2019, the Census Bureau will be wrapping up the first major field operation for the 2020 Census – in-field address canvassing – and standing just months shy of the peak operations of the 2020 Census to count all persons of the United States. The decade of rigorous planning, testing, and preparations will culminate in the final push to Census Day 2020. The refined procedures for the 35 operations that comprise the 2020 Census will be past or nearing final implementation. The systems and operations that form the backbone of the most automated and high-tech decennial census in history will be reaching the final phases of integration, testing, and security checks before deploying into the field. The major core systems comprising the 2020 Census IT solution will be at their final stage of readiness. The field offices and other nationwide field infrastructure will be opened and operational, and intense nationwide recruitment and onboarding of hundreds of thousands of field staff will be underway. The formation of key national partnerships and the cultivation of hundreds of thousands of other local relationships necessary to ensure the Census Bureau can maximize self-response across all localities and population groups will occur at peak levels of intensity. The advertising campaign, key to educating and energizing the country about the 2020 Census through targeted means, will finalize all advertising purchases and content necessary to bolster self-response and coverage for the 2020 Census. The just-finished address canvassing operation will process the data necessary to finalize the address list for the 2020 Census workload. The printing and packaging of approximately 1.5 billion pieces of mail materials will be well underway to prepare for the series of mailings in March that will initiate the 2020 Census for the vast majority of Americans.

This work must be and will be completed before Census Day 2020. As Census Day nears, the self-response operations will begin in March 2020 with Internet, telephone, and paper options bolstered by the advertising campaign and the efforts of local partners. As reminder mailings and questionnaires continue throughout March and April, recruitment, onboarding, and hiring will reach its peak level,

as the Census Bureau makes an initial determination of the size of the nonresponding universe. Approximately 400,000 field staff will conduct Non-Response Follow-up (NRFU) using automated tools on a smartphone. As the largest single operation, NRFU, gears up in May, additional field enumeration operations will count Americans in special situations – living in group quarters, individuals without a usual residence, those in transitory situations, and those living in rural or remote geographical locations that preclude mailed materials. Throughout this process, the systems in place will be working in an integrated manner to conduct the operations, collect the data, and process the data in a manner that is secure, protected, and able to detect fraud at all times.

Once the major field operations wrap up, data processing, editing, and preparation for publishing will begin in earnest, with apportionment counts due to the President fewer than 6 months later, and redistricting data due to the states fewer than 9 months later. Coverage and quality operations will continue, including the post enumeration survey, which will independently measure and later report the accuracy of the 2020 Census; coverage improvement; and reinterview for a sample of cases. The year will end with the closeout of the massive field, IT, and human capital infrastructure throughout the later part of FY 2020 and into FY 2021.

The funding request for FY 2020 reflects the cost of conducting and achieving a complete and accurate 2020 Census. This budget request is informed by the 2020 Census Lifecycle Cost Estimate, which has been reconciled with the independent cost estimate completed by the Department of Commerce's Office of Acquisition Management that is in line with the Government Accountability Office's best practices for cost estimation. Further, the 2020 Census program is able to leverage existing funds of \$1.02 billion appropriated in prior years to support its full 2020 needs and complement new appropriations requested in the Budget. In addition to funding the activities described above, the request includes contingency funding should certain program risks be realized. The Census Bureau will work closely with Department leadership and appropriations committees to continually track and assess the 2020 Census program's progress and needs.

If the Census Bureau does not receive the funding requested for the entirety of this work, the 2020 Census will suffer. Executing a Decennial Census requires the seamless interconnection of multiple IT systems with operational plans, methods, and procedures to be successful. In FY 2020, the Decennial Census requires a massive civilian undertaking backed by an interwoven infrastructure of offices, people, equipment, devices, paper all through secured, protected, and efficient processes and systems. If any of these elements fail, delay, or do not integrate properly, operations may be disrupted, costs could rise, data could be lost, or data quality could be compromised. The risk mitigation requests serve to stand as a barrier to these possibilities and to ensure the 2020 Census can be completed and completed well but for unimaginable catastrophe.

These operations are essential to conducting a modern, efficient, and accurate 2020 Decennial Census. An accurate Decennial Census is imperative because of the role this data plays in shaping the political landscape and informing the policy-making process. Most importantly, the Decennial Census underpins the apportionment of seats in the House of Representatives allocated to the States. In addition, Census data is used by governmental entities at the State and local levels for defining the representative boundaries for congressional districts, State legislative districts, school districts, and voting precincts, and in the annual distribution of over \$675 billion of Federal funds by various departments and agencies.

The text that follows describes the work being conducted in FY 2020 to conduct the 2020 Census, followed by the flow of significant operations and activities planned for the 2020 Census.

Framework for Conducting the 2020 Census

The 35 operations that comprise the 2020 Census are organized into seven frames. This organizational framework carries through to the budget and schedule for the 2020 Census. All 35 operations of the 2020 Census will be approaching or operating at their peak state at the beginning of FY 2020. The timely availability of resources to fully support the operational requirements as well as to mitigate any risks that could arise are vital to a successful 2020 Census.

Program Management. *The Program Management frame defines and implements program management policies, processes, and the control functions for planning and implementing the 2020 Census to ensure an efficient and well-managed program.*

The Program Management staff and contracts support the planning, development, and implementation of formal program management processes for the 2020 Census, including rigorous management of costs, risks, schedule, acquisitions, reporting, stakeholder and oversight engagement, and external communication. Building and maintaining a strong program management foundation this decade has been critical to redesigning the decennial census while ensuring the success of the program.

In FY 2020, program management will be functioning at peak levels to ensure every aspect of the 2020 Census is being finalized and executed on time and on budget, and all risks are measured, monitored, and mitigated before they become issues. This includes robust cost and financial management, schedule management, and acquisitions management staffs along with their supporting contracts necessary to execute the complex and interconnected activity of the 2020 Census.

Program management in FY 2020 also includes IT program managers to ensure systems readiness for the 2020 Census and field program managers to ensure that the field operations designed for the 2020 Census are executed according to plan. This also includes executive leadership of the 2020 Census and the 2020 Census program managers at Census Bureau headquarters who are ultimately responsible for the success of the 2020 Census.

This area also includes funds to address the mitigation of program risks, including Monte Carlo uncertainty in the lifecycle cost estimation as well as funding to address risks in the 2020 Census risk register being realized. This funding is crucial if any of the assumptions driving the 2020 Census Lifecycle Cost Estimate prove inaccurate, or if risks from the 2020 Census risk register arise before or during the 2020 Census. Additional funding to mitigate discrete assumptions that could depart from model assumptions, including the pay rate, the supervisory ratio, and the self-response rate are requested in the associated operational frameworks below.

Census and Survey Engineering. *Census and Survey Engineering represents the interdisciplinary approach to designing and developing the 2020 Census systems, which meets their established goals and objectives. It is the interdisciplinary approach encompassing the entire set of scientific, technical, and managerial efforts needed to evolve, verify, or deploy and support the 2020 Census.*

The foremost priority in FY 2020 will continue to be ensuring that the system-of-systems that forms the backbone of the redesigned 2020 Census is ready and secured. This includes:

- Putting the final refinements in place, as well as completing development for the delta between the 2018 End-to-End Census Test and the 2020 Census for each system.
- Working with the TI team to test and ensure that the systems and operations are all seamlessly integrated under Service Oriented Architecture.
- Working with government and private sector experts to ensure that the entire 2020 Census IT solution is secured, meeting up-to-date best practices and rigorously tested against all threats.
- Continuing to test aspects of the systems provisioned both in the Cloud and on-premise environments, including connectivity, interfaces, and secure data transfer with the necessary elasticity implemented.
- Ensuring through testing that the 2020 system-of-systems meets the performance and scalability requirements, based on internal and external demand models, at the expected volumes for the 2020 Census.
- Ensuring backup plans, risk mitigation plans, and continuity of operations plans are in place to assure the continuation of 2020 Census operations under any circumstances.
- Finalizing IT Support Desk for all 2020 Census field staff.
- Finalizing and building-out the Disaster Recovery Data Center Facility site, including 1) procurement, installation, and configuration of all hardware, software, and circuits, 2) completing the security authorization process for the facility, and 3) testing and simulating disaster recovery capabilities and processes.
- Funding the technology development for independent, post enumeration surveys that will be conducted to measure the accuracy and completeness of the 2020 Census.

This framework includes the largest and most significant contract supporting the 2020 Census, the Technical Integrator (TI), which is also the key effort to ensure systems readiness for the 2020 Census. The TI is responsible for:

- Integration and testing of the 2020 Census systems to meet the business requirements for the 2020 Census;
- Implementation of a scalable 2020 Census Cloud and On-Premise infrastructure to meet 2020 Census demand;
- Implementation of a cyber-security solution and related monitoring;
- Implementation of Fraud Detection System; and
- Operations to monitor systems, security, and networks and support the field.

Heading into FY 2020, the Technical Integrator will be completing work on the following key activities from FY 2019:

- Incorporation of 2018 End-to-End Census Test lessons learned changes for infrastructure and operations;
- Integration and testing of 2020 Census systems releases supporting the early operations;
- Completion of performance and scalability testing;
- Scale-up of 2020 Census Cloud and On-Premise infrastructure to meet the capacity requirements determined by performance testing; and
- Implementing scale-up operations for security and network monitoring, cyber-defense and field support.

The Census Bureau is confident that the 2020 Census system-of-systems will be ready ahead of the deployment dates required for the 2020 Census. The 2020 Census Systems, which include the Census Enterprise Data Collection and Processing (CEDCaP) solutions, will be deployed starting in September of 2018. At the beginning of FY 2020, the Technical Integrator will implement the final scale-up of all 2020 Census Cloud and On-Premise infrastructure to support the 2020 Census capacity and will complete all performance testing at scale. The final scale-up of operations that monitor systems, infrastructure, fraud and security, and support the field will also be completed early in FY 2020.

The Census Bureau continues to rigorously track the status of the systems, each with its own well-defined scope, requirements, schedule, and costs, run by an experienced project manager who reports regularly on progress and any risk to timely delivery. There is a robust governance process to ensure that all contracts meet business requirements on time. Additionally, the Census Bureau continues to work with expert help from a team of private sector IT experts to aid with the integration of our systems. The Census Bureau works regularly with IT experts from the Department of Commerce to overcome any obstacles, and inform stakeholders of any challenges.

That said, if necessary funding is not provided to complete and secure the 2020 Census systems in FY 2020, there will be a devastating impact on the program. Any delay or change in scope to systems at this phase would have severe ramifications on the cost and risk to the 2020 Census.

Frame. *The operations in the Frame area aim to develop a high quality geospatial frame that serves as the universe for the enumeration activities in the 2020 Census.*

Address Canvassing

The goal of redesigning the Address Canvassing operations this decade has been to complete a national address canvassing effort while reducing the need for in-field, boots on the ground, address verification operations. In FY 2019 this goal will be successfully achieved. Following a decade-long effort to improve the updating of the Master Address File (MAF) throughout the decade, the In-Field Address Canvassing operations, which begins in the fourth quarter of FY 2019, will canvass the approximately 30 percent of addresses that could not be fully canvassed in-office. This is down from nearly 100 percent of addresses visited by a field worker in the 2010 Census. In-Office Address Canvassing and In-Field Address Canvassing together create the frame from which the 2020 Census is managed as accurately as possible. An accurate frame will help ensure that the 2020 Census reaches all housing units in all localities and that field work can be completed with maximum efficiency.

In early FY 2020, the In-Field Address Canvassing operation, the first major field operation of the 2020 Census, will be wrapping up. The operation will have deployed significant resources in the form of field workers to the most difficult areas to canvass – areas exhibiting great change, areas with hidden or nontraditional housing units, and large multiunit structures – thereby focusing our attention on difficult areas, as more stable areas could be handled in-office. Field listers and supervisors will be trained and prepared for deployment into the field from 40 Area Census Offices (ACOs) to complete this difficult and important work from mid-August to early October of 2019.

In order to prepare the MAF/TIGER database for the 2020 Census and create the 2020 Census address universe, the processing, validating, and readying of data from In-Field Address Canvassing will be a large and critical effort early in FY 2020. This will feed into and impact key operations for the 2020 Census, including final Printing and Postage, Non-Response Follow-up, and Group Quarters. The size of the 2020 Census address universe as well as its accuracy will be influential on the ultimate cost to complete the 2020 Census field operations and the coverage of the 2020 Census.

Key deliverables for FY 2020 include:

- Complete In-Field Address Canvassing for the 2020 Census in October 2019.
- Validate and verify the receipt of data from In-Field Address Canvassing.
- Update the MAF/TIGER database with the results for In-Field Address Canvassing.

- Develop the 2020 In-Office Address Canvassing Operational Assessment.
- Develop the 2020 In-Field Address Canvassing Operational Assessment.

Other key operations supporting the geographic frame for the 2020 Census:

Local Update of Census Addresses

Heading into FY 2020, the Census Bureau will be continuing to process the Local Update of Census Addresses (LUCA) submission and then will provide feedback to the participating LUCA partners, detailing the outcome of the LUCA submission processing.

In FY 2020, the Census Bureau will process LUCA appeals records provided to the Census Bureau by the Office of Management and Budget LUCA Appeals Office. The accepted LUCA Appeals records will be matched against the MAF/TIGER database and those records that do not match a record in the 2020 Enumeration universe will be added to the Supplemental Self-Response universe to be included in a Self-Response mailing and ultimately flow into Non-Response Follow-up.

New Construction

New Construction is a program within the LUCA Operation, which allows tribal, state, county and local governments to submit lists of addresses for newly constructed housing units within Self-Response areas only.

In FY 2019, the Census Bureau will mail out invitation letters and begin to mail out the New Construction Review Materials, which is the template they need to use to submit their addresses.

In FY 2020, the Census Bureau will complete the mail out of the New Construction Review Materials and will process the New Construction Partner Submission. The New Construction records will be matched against the MAF/TIGER database and records that do not match a record in the 2020 Enumeration universe will be added to the Supplemental Self-Response universe to be included in a Self-Response mailing and flow into Non-Response Follow-up (NRFU).

Boundary and Annexation Survey

In FY 2020, in conjunction with the Geographic Support program, the 2020 Census will conduct the Boundary and Annexation Survey (BAS) in continued support of the 2020 Census. The BAS collects information about the legal boundaries and names of all governmental units in the U.S., including states, incorporated places, minor civil divisions, counties (and equivalent areas), federally recognized American Indian areas, including reservation and off-reservation trust lands, Alaska Native Regional Corporations, and Urban Growth areas.

Partnership Statistical Areas Program

During FY 2020, the Census Bureau plans to conduct the verification portion of the Partnership Statistical Areas Program (PSAP), following conclusion of the participant review portion of PSAP in FY 2019. This program allows designated participants the opportunity

to review and suggest modifications to the boundaries of block groups, census tracts, census county divisions, and census designated places. This program also includes all tribal statistical boundaries. These geographies are used to disseminate data from the 2020 Census, the ACS, and other censuses and surveys, and are used outside of the Census Bureau by other government agencies in program administration and determining program eligibility and funding allocations.

Boundary Validation Program

During FY 2020, the Census Bureau plans to conduct the Boundary Validation Program (BVP), following completion of planning and documentation of the operation in FY 2019. The Boundary Validation Program provides the Highest Elected Official or appointed official of each legal entity a final opportunity to review their jurisdictional boundaries before 2020 Census data tabulation. The review process coincides with the BAS processing.

Geographic Areas Delineations and Review

During FY 2020, the Census Bureau will create the tabulation blocks, ZIP Code Tabulation Areas (ZCTAs), and Urban Areas geography used to report the results of the 2020 Census, following completion of plans to review and refresh the geographic boundaries that are used to manage data collection activities in FY 2019. ZCTAs are approximate area representations of USPS ZIP Code service areas that the Census Bureau created for statistical purposes starting in the 2000 Census. The Census Bureau's urban-rural classification is fundamentally a delineation of geographical areas, identifying both individual urban areas and the rural areas of the Nation. The Census Bureau's urban areas represent densely developed territory, and encompass residential, commercial, and other non-residential urban land uses.

Geographic Partnership Support Desk

During FY 2020, the Census Bureau will provide Geographic Partnership program support through the Geographic Partnership Support Desk (GPSD). The GPSD will provide incoming and outgoing phone call support for the PSAP, and BAS/BVP programs. The GPSD will also provide incoming phone call support for New Construction and support the small number of remaining calls regarding LUCA.

Geographic Data Processing Production

During FY 2020, the Census Bureau will produce many products to support the data collection operations and produce tabulation data products as part of Geographic Data Processing Production. Geographic Data Processing Production is responsible for producing address and spatial data products, such as Master Address File Extracts (MAFX), maps, and map services. It is also responsible for performing address and spatial updates to support the 2020 Census. In addition to this large series of data products, 2020 Census Address Canvassing and Enumeration operation results will be used to update the address and spatial frame in the MAF/TIGER database.

Response Data. *Response Data frame includes the deliverables and activities required to access, maintain, and process the 2020 Census response data necessary for analysts to conduct data analysis, and to provide results of the 2020 Census to the American people.*

Respondent Outreach and Motivating Self Response

The Integrated Communications and Partnership Operation includes the activities that support respondent outreach for the 2020 Census, education of the public about the 2020 Census, and encourages participation in the 2020 Census. These critical activities include, in part: paid advertising (including the purchase of media buys on a variety of properties such as TV, radio, digital, and print); communications research (including a quantitative survey, focus groups and the testing of creative concepts); the implementation activities such as social media, Statistics in Schools, media relations, the development of the 2020 Census website; and support of partnership activities and the development of promotional materials and items in support of these activities.

By the beginning of FY 2020, this program will be concluding or fully immersed in key activities for the 2020 Census:

- The simultaneous development of predictive models and segmentation, and development and testing all creative components of the campaign.
- The release of Version 2.0 of the Integrated Communications Plan, including the audience segments and how the Census Bureau is planning to target each of these segments to ensure the maximum participation possible in the 2020 Census.
- The purchase of media buys for the 2020 Census paid advertising campaign in the middle of FY 2019, mostly at the national level and on some digital properties.
- The development of relationships with hundreds of thousands of key national, regional, and local entities and organizations through the National Partnerships Program and the Community Partnership and Engagement Program. Both programs are ramping up significantly in FY 2019 including development of all promotional materials and items in support of their efforts. This includes the ramp-up of hiring for field partnership specialists to just over 1,500 by July of 2019.
- The increase of the Census Bureau's social media and digital presence through the development of a strategy that included active paid advertising and taking advantage of earned media and integration opportunities.
- The expansion of the Statistics in Schools program, including the development of Decennial specific materials, and targeted outreach to school-age children and their families.
- The building of a partnerships database leveraging the existing Customer Engagement Management system.
- The initial planning of a Thank You Campaign targeted to both partners and the general public.

For FY 2020, the Integrated Communications Contract will be in full implementation with the start of the paid advertising in November of 2019. This phase will focus on educating the population, specifically those hard to count populations, about the importance and impact of the 2020 Census. Beginning in January of 2020, the Awareness Phase will begin. Using a combination of "boots on the ground"

work by our Partnership Specialists and media outreach, the Census Bureau will focus our efforts on making the population aware that the 2020 Census is approaching. This outreach will include working with our partners, both national and local, to ensure each of their communities are aware of the Census and how and why to participate. The “Motivation Phase” will begin in March of 2020 and will work to encourage everyone to fill out their census form, preferably via the internet. The “Thank You Phase” will then follow beginning in September of 2020, during which the Census Bureau will thank our partners and the general population for participating and make them aware of the upcoming data deliveries occurring during the Data Dissemination Phase.

Additional activities expected for FY 2020 include:

- Purchase of local media and most digital media
- Start of the National Media Tour and Communications Events
- Rollout of the Statistics in Schools activities
- National, regional and local partnership activities
- Campaign Optimization activities

Self-Response for the 2020 Census

Internet Self-Response

The Internet Self-Response instrument is expected to be the primary mechanism of self-response for the 2020 Census. The goal of the Internet Self-Response operation (ISR) is to communicate the importance of responding to the 2020 Census, and to generate the largest possible self-response in order to reduce the need to conduct expensive in-person follow-up. ISR works towards these goals by developing communication and contact strategies that encourage the use of the internet as the primary response mode, and by

increasing the probability of responding by providing an internet application that can be used at any time from nearly any location to respond online, with or without a unique identification code.

The ISR operation plans to launch its instrument in mid-2019 ahead of conducting the self-response for the 2020 Census from March to July 2020. It is estimated that individuals from 65 million or more housing units will interact with the ISR application during the course of the 2020 Census.

ISR works with other operations to provide the opportunity to respond using other collection modes. Namely, the ISR operation provides the application used by the Census Questionnaire Assistance operation to collect responses for those who call and respond over the telephone, as well as working with the Forms Printing and Distribution operation to include paper questionnaires as part of the stratified self-response mail strategy.

Census Questionnaire Assistance

The Census Questionnaire Assistance (CQA) program will provide general assistance to the public during the 2020 Census by both answering questions about specific items on the census questionnaire or other frequently asked questions about the 2020 Census and by taking data directly from households responding to the 2020 Census over the telephone. Assistance will be provided in two tiers: the first is telephone assistance via an automated menu (Interactive Voice Response, or IVR); and the second is assistance in real-time with CQA agents (called Customer Service Representatives, or CSRs) via the telephone. As part of this second tier, respondents will be given the option to complete their 2020 Census questionnaire over the telephone. Additionally, the CQA program will provide outbound calling for approximately 3.2 million cases in support of the Coverage Improvement operation aimed at improving data quality and accuracy.

The CQA operation is planning for 7% of households to call for assistance. The automated IVR system will provide assistance to a portion of these callers. CQA anticipates that approximately 5.5 million calls will be routed to CSRs from March 9 to July 31, 2020. In order to support this call volume, CQA plans to hire approximately 6,800 CSRs and another 1,400 support staff to work during peak operations. These staff will be distributed across 10 CQA contact centers being opened across the country.

Concurrently with the development of the contact centers, the IT infrastructure is scaled to develop the capacity necessary to handle the anticipated call volume and store the associated data. Integration testing between the CQA system and external interfacing systems is to begin in June 2019 with Authority to Operate (ATO) and production readiness achieved by the end of FY 2019. Operational readiness is scheduled for February 2020. Decommissioning and close-out activities will begin August 2020 and continue until termination of the contract in mid-FY 2021.

Forms Printing and Distribution

The Forms Printing and Distribution operation prints and distributes public-use forms to support the 2020 Census mailing strategy and self-response data collection (e.g., internet invitation letters, reminder cards or letters or both, and questionnaire mailing packages) for both stateside and Puerto Rico operations. It also prints questionnaire materials for non-mailing operations such as Update Leave, Update Enumerate, Group Quarters and other operations. For the 2020 Census, the contact strategy will include a questionnaire mailing to all households in the mail universe that do not respond to the initial mailing. The Census Bureau expects to print approximately 1.5 billion items in support of 2020 Census Operations, starting in June 2019. That number includes approximately 120 million questionnaires, 620 million letters and inserts, 200 million postcards, and 600 million envelopes, the vast majority of which will be delivered to respondents between March and April of 2020.

The development, awarding, and monitoring of the contracts for printing and mailing activities are contracted through the Government Publishing Office. The Census Bureau oversees a number of sub-operations, including quality control work conducting on-site at the printing, bindery, and mailing contractors/subcontractors. The Census Bureau also coordinates with the U.S. Postal Service to stage and mail the questionnaires and other materials.

Non-ID Processing

A key operation in support of self-response in the 2020 Census is Non-ID Processing, which will validate 2020 Census responses submitted without a Census-issued identification number, often in real time. This will allow individuals to respond to the 2020 Census at any time they are motivated to do so, even without the mailing and identification code sent to their address.

In FY 2020, Automated and Clerical Non-ID Processing will be conducted during the 2020 Census with the goal of ensuring responses are counted in the 2020 Census, as well as removing matched responses from future mailings and Non-Response Follow-up assignments. Automated Non-ID Processing will consist of using matching and geocoding services during Internet Self-Response and Census Questionnaire Assistance in an attempt to resolve cases at the time of response and produce a feedback loop with the respondent. Clerical Non-ID Processing will primarily consist of manual matching and geocoding, in which staff at the National Processing Center (NPC) attempt to interactively match and geocode responses that were not matched or geocoded during Automated Non-ID Processing.

Fraud Detection

In early FY 2020, the Fraud Detection planning operation will finalize refinements to the fraud detection models, as well as deploy the full fraud detection workflow for the 2020 Census. During 2020, the Fraud Detection Operation will use the Fraud Detection System to conduct automated scoring of all self-responses (ID and Non-ID) for all modes (internet, telephone, and paper). The Fraud Detection System will have an interface with the all relevant Census data. System outputs (including the automated scores, thresholds, analyst actions, re-collect results, and final recommendations) will be written by the Fraud Detection System directly back into the Census processing systems. The recommendations resulting from the full fraud workflow will be used to inform post-processing.

During FY 2020 the Census Bureau will also stand up the Fraud Detection Operations Center, including hiring and training analysts and managers that will review individual responses that scored high against predetermined criteria for potential fraud and make a recommendation for whether the cases should be dropped, sent for enumeration, or sent for field follow-up. The Operations Center also will analyze trends and cases identified as potential larger-scale fraud and determine whether further follow-up and/or escalation is required. The operation will regularly communicate with the Network Operations Center (NOC) and Security Operations Center (SOC) via the case management system. This will allow potentially concerning trends picked up by Fraud Detection Operations Center to be communicated and/or escalated to the NOC/SOC, as appropriate. It will also allow any cybersecurity incidents to be communicated to the Fraud Detection Operations Center, where fraud analysts can use the information for situational awareness.

Additional activities include the following up on potentially fraudulent responses via Non-Response Follow-up reinterview, and social media monitoring to look for indicators of fraud or potential fraud.

Field Enumeration Operations for the 2020 Census**Non-Response Follow-up**

The NRFU operation is the largest operation of the 2020 Census and is the last opportunity in the data collection process to ensure that the 2020 Census accurately counts every person once and in the right place. The primary objective of the NRFU operation is to collect

census data from households that do not self-respond to the Census. In FY 2019, the Census Bureau has continued planning, development, and testing of the NRFU operation incorporating the results of the 2018 End-to-End Census Test experiences. The operation will be conducted spring through early summer of 2020 with an estimated workload of nearly 40 percent of households across the Nation and will involve approximately 400,000 field staff and supervisors. The field enumerators will use smart phones and several automated applications to manage their workloads and to capture the response data from households. The NRFU workload will be determined after six weeks of self-response has elapsed for the 2020 Census. Additional responses from the public after this point will reduce the size of the workload. For the remaining universe of non-responding cases, the Census Bureau will visit each housing unit a minimum of one time. For those not resolved after a single attempt, the Census Bureau will proceed with the removal of vacant housing units in cases where there are multiple, consistent, high-quality administrative records indicating an address is vacant or not a housing unit. Additionally, at this stage the Census Bureau plans to enumerate housing units with data already given to the government in cases where multiple, consistent, high-quality sources of administrative records exist. For all other remaining nonresponding housing units, NRFU will continue through as many as six or more visits. Quality Control operations will occur during NRFU, including NRFU rework in a small number of necessary cases. Additionally, NRFU Reinterview will occur in a sample of 5 percent of NRFU cases to further ensure quality. The Census Bureau estimates over 61 million housing units will be visited at least one time in order to complete the NRFU operation.

As the largest operation for the 2020 Census, there remain uncertainties and risks that could directly impact the size and cost of the NRFU operation. These include the actual number of housing units in the address list, the actual self-response rate, the prevailing pay rates required to hire a robust NRFU workforce in geographic areas throughout the country, and the determined final ratio of supervisors to enumerators for the 2020 Census that will optimize field efficiency. The program risk funding in the FY 2020 budget request is intended to be available to mitigate these and other known program risks, if realized. Additionally, the Monte Carlo uncertainty funding in the Program Management risk area accounts for uncertainty in cost-driving parameters assumed for the development of the 2020 Census Lifecycle Cost Estimate.

Update Leave

Complementing the NRFU operation in the 2020 Census will be a series of smaller operations designed to enumerate housing units and individuals falling into special cases. One of the largest of these is Update Leave, which will be implemented in FY 2020 for approximately 7 million housing units in geographic areas where the Census Bureau cannot confidently mail a census questionnaire (i.e. areas that do not have city-style addresses). This operation will also cover 2020 Census operations in Puerto Rico. This operation is expected to deploy approximately 14,000 trained enumerators and field supervisors to complete this operation. The Update Leave operation will involve updating the address list and leaving a self-response questionnaire at every housing unit. Individuals at these housing units would also have the opportunity to respond via the Internet or telephone. It is estimated that approximately 3 million nonresponding Update Leave households will be added to the NRFU workload and resolved through that operation.

Update Enumerate

Another field operation critical to the 2020 Census is the Update Enumerate Operation, which will involve updating the address list and conducting in-person enumeration for approximately 50,000 housing units in remote areas. This will include approximately 35,000

housing units in the Remote Alaska operation, which, with a January kickoff date to respect seasonal demographic patterns, is the first field enumeration operation for the 2020 Census. The combined Update Enumerate and Remote Alaska operations will be paper-based in the 2020 Census and conducted by over 500 trained enumerators and supervisors. Final paper address registers and paper maps for these areas will need to be updated early in FY 2020.

Group Quarters Enumeration and Service-Based Enumeration

In FY 2020, the Census Bureau will make final preparations and execute Group Quarters and Service Based Enumeration data collection, two key field operations needed to ensure persons in nontraditional living situations are accurately covered in the 2020 Census. The components of Group Quarters data collection include:

1. **Group Quarters Advance Contact (February 3, 2020 – March 6, 2020)** – this is primarily an in-office function which verifies the group quarters name, address, contact name and phone number as well as schedules a date and time to conduct enumeration. This operation will also attempt to obtain the preferred method of data collection (eResponse, facility self-enumeration, drop-off/pickup, etc.). In FY 2020, the following major activities are planned:
 - Finalize training materials and testing of systems that will be used to conduct Advance Contact.
 - Deliver the Group Quarter/Service-Based Enumeration workload to the Advance Contact system.
 - Conduct training for managers and clerks in the Area Census Offices.
 - Conduct Advance Contact operation by over 600 trained staff contacting over 100,000 Group Quarter and Service-Based Enumeration facilities.
2. **Group Quarters Enumeration** – this operation includes the enumeration of all group quarter facilities and Service Based Enumeration facilities through in-field visits or eResponse. In FY 2020, the following major activities are planned:
 - Finalize training materials and testing eResponse system used for ingesting responses from Group Quarter administrators.
 - Deploy over 7,000 trained field supervisors and enumerators to conduct Group Quarters data collection.
 - Conduct Service-Based Enumeration over a 3-day period (March 30, 2020 – April 1, 2020) with over 80,000 enumerators and field supervisors.
 - Conduct Group Quarters data collection through all collection modes (April 2, 2020 – July 24, 2020).

Enumeration at Transitory Locations

In FY 2020, the Census Bureau will finalize preparations for the operation to enumerate individuals in occupied units at transitory locations such as recreational vehicle parks, campgrounds, racetracks, circuses, carnivals, marinas, hotels, and motels who do not have a usual home elsewhere. This includes efforts to develop an inventory of these types of transitory locations through leveraging information from the Census Bureau's Master Address File. The operation includes both production and quality control components.

In FY 2020, the following major activities are planned:

1. **Transitory Location Advance Contact (February 24, 2020 – March 6, 2020)** – this consists of contacting transitory locations, verifying key information, and establishing a schedule for conducting in-person paper-based enumeration.
 - Finalize testing of systems and methods.
 - Complete updates to the MAF to get a comprehensive list of transitory locations.
 - Deliver the Transitory Location workload for Advance Contact.
 - Train Clerks in the Area Census Offices.
 - Conduct Advance Contact by contacting approximately 50,000 Transitory Locations.
2. **Transitory Location Enumeration (April 9, 2020 – May 4, 2020)** – this includes visiting all Transitory Locations to conduct enumerations through in-field visits. In FY 2020, the following high level activities are planned:
 - Finalize training materials and testing of systems.
 - Deploy over 11,000 trained field managers and enumerators to conduct the Enumeration at Transitory Locations data collection (February 2020).
 - Conduct paper-based data collection at approximately 600,000 transitory units.

Additional Key Response Data Operations

Decennial Device-as-a-Service

The Decennial Device-as-a-Service contract was awarded in June 2017 to provision devices and wireless service in support of the 2018 End-to-End Census Test and the 2020 Census. In late FY 2019, the contract will provision devices and wireless service in support of the In-Field Address Canvassing operation for the 2020 Census. The contract will simultaneously finalize plans for preparing devices for provisioning the peak field operations of the 2020 Census. In FY 2020, this contract is expected to provision devices and wireless service for all 2020 Census enumerators and supervisors throughout all field operations, peaking with over 400,000 devices simultaneously deployed in support of the 2020 Census.

Paper Data Capture

The Paper Data Capture operation is responsible for the capture and conversion of data from paper questionnaires in the 2020 Census. This operation is driven by the timing of the questionnaire mailings, the volume of forms received, page count of forms, and the timing of the Non-Response Follow-up and other fieldwork workload. The Census Bureau expects that this operation will be conducted from March to August of FY 2020. Paper forms delivered by the USPS will be processed by National Processing Center staff at one of two Paper Data Capture Centers, one located in Jeffersonville, Indiana, and another in the Phoenix/Tucson, Arizona area. Paper Data Capture Centers are being designed to have the capacity to process a combined 30 million forms in that time period. Core workloads for the Paper Data Capture operation include self-response questionnaires mailed back by respondents, and Group Quarters Individual Census Reports.

Coverage Improvement

In FY 2020, the Census Bureau will finalize preparation of the components of the 2020 Census intended to improve the coverage of persons in certain households. Based on the original enumeration (either via self-response or enumerator visit), coverage improvement activities could include re-contact by telephone to address situations such as:

- completing the enumeration for large households;
- households with count discrepancies (where the number of people with data on the return is different from the number of people the respondent reported as the population in the household); and/or
- households where responses to coverage questions indicate potential coverage problems. Special focus will be given to research associated with the undercount of young children, long known to be a challenge for census and survey data collection.

Coverage Improvement activities in FY 2020 include:

- Finalizing the Coverage Improvement instrument based on lessons learned from the 2018 End-to-End Census Test.
- Hiring and training of CQA agents that will be conducting outbound Coverage Improvement phone calls.
- Conducting the Coverage Improvement operation April 3, 2020 – June 30, 2020 across approximately 3 million housing units.

Published Data. *The Published Data frame supports Census Bureau's efforts to serve as the leading source of quality data about the Nation's people and economy. This is accomplished through the development and release of the 2020 Census data products to the American people.*

Data Coding, Editing, and Imputation

In FY 2020, to support preparation of the data from the 2020 Census for publishing, the Census Bureau will finalize coding requirements and applications for all paper and electronic modes, work on integrated quality control program for coding, and finalize edit and imputation requirements and specifications. This is a critical time in completing the development and implementation of coding, editing, and imputation activities in support of the 2020 Census, including census activities for Island Areas. In FY 2020, final activities will occur in preparation for the review and verification that the 2020 Census edits and imputations were implemented correctly. Additionally, in FY 2020, subject matter experts will provide technical support for all data collection modes and assist staff at the National Processing Center during questionnaire coding.

Count Review

In FY 2020, the Census Bureau will finalize planning, development, and design of the Count Review operation. The operation leverages the knowledge and experience of a network of state representatives to provide input to a post-Address Canvassing review of housing unit and group quarters addresses and a post enumeration review of group quarters addresses. The purpose is to identify missing housing units and missing or misallocated group quarters. Following the establishment of contracts with each participating state, as well

as receipt of the address files from the state representatives (July 2019) and software training for the reviewers (September 2019), FY 2020 will feature the two review events: the housing unit and group quarters address review in January to February 2020, and the post enumeration group quarters review in June 2020. Additionally, in FY 2020, final activities in preparation for the review of the 2020 Census counts will take place.

Data Products and Dissemination

The Data Products and Dissemination Operation performs three primary functions:

- Prepare and deliver the 2020 Census apportionment data for the President of the United States to provide to Congress by December 31, 2020.
- Tabulate 2020 Census data products for use by the states for redistricting.
- Tabulate and disseminate 2020 Census data for use by the public.

To support these primary functions, the operation must complete several major activities in FY 2020, including finalizing the design and specifications of the 2020 Census data products, finalizing the methodology, called disclosure avoidance, that helps ensure respondents cannot be identified from detailed census data releases, and completing test readiness of systems that support the Apportionment process, disclosure avoidance process, tabulation process, and data dissemination.

Redistricting Data Program

The Redistricting Data Program allows the States, as required by law, to identify the small area geographic tabulations they need to conduct legislative redistricting. In addition, the Redistricting Data Program plans, designs, and develops the 2020 Census P.L. 94-171 Redistricting Data and geographic support products by consulting with internal and external stakeholders, such as state redistricting officials and members of the National Conference of State Legislatures (NCSL).

The Census Bureau will design and release a prototype of the P.L. 94-171 Redistricting Data and Geographic Support products from the 2018 End-to-End Census Test by April 1, 2019. The creation of these prototype products ensures the flow of operations from the start of Geographic Programs and Address Canvassing through the end of Response Processing, Disclosure Avoidance, and Tabulation. Official Redistricting Data Program recipients and other data users from across the Nation will use these prototype products to prepare redistricting systems in advance of the 2020 Census data release. In addition, due to changes being made to the design and delivery of these products and the addition of new content to the 2020 Census, this prototype release provides an opportunity for official stakeholders to indicate acceptance of the design and delivery method of the P.L. 94-171 Redistricting Data File or to recommend changes or additions.

In FY 2019, the program will begin the collection of the boundaries of congressional and state legislative districts, for the 117th Congress and 2020 state legislative districts. This work will continue into FY 2020 and will include a verification stage for the states to verify their boundaries are accurate. This collection allows the P.L. 94-171 Redistricting Data File to contain the most current and relevant boundaries as possible when delivered in FY 2021.

The Voting District Project, the timing of which is now coordinated with the annual Boundary and Annexation Survey, started in FY 2018 and continues through FY 2020. Work during FY 2019 and FY 2020 will focus on working with state officials to verify the precincts, wards, and voting districts the states need to conduct legislative redistricting that they previously submitted to the Census Bureau for inclusion in the MAF/TIGER database. Work during FY 2020 will also focus on verifying and updating relationships between the state supplied voting districts and the many other geographies being updated just prior to the decennial census.

The Redistricting Data Program will begin the every-five-years calculation of the Section 203 Language Determinations as required by the Voting Rights Act in early FY 2020 and conclude this work in FY 2021.

Test, Evaluation, and Special Censuses. *The Test, Evaluation, and Special Censuses frame includes all efforts associated with the test and evaluation of the 2020 Census, or any major subsystem used to validate that the system or subsystem meets the technical and operational needs of the Census Bureau. It also includes the development of any specialized tools or data in support of the system level test program. Finally, it includes the conduct of 2020 Census activities in the island areas.*

Coverage Measurement

In early FY 2020, the Census Bureau will finalize planning, development, and design of an independent survey to estimate coverage errors in the 2020 Census. The goal of the Coverage Measurement program is to measure coverage errors in the 2020 Census and inform how the Census Bureau can improve for future census operations.

The Coverage Measurement program is comprised of three 2020 Census operations:

- The Post Enumeration Survey Design and Estimation operation develops the survey design and sample for the post-enumeration survey for the 2020 Census. This operation also produces coverage error estimates and an independent assessment of coverage via demographic analysis.
- The Post Enumeration Field operations collect person and housing unit information (independent from the 2020 Census operations) for the sample of Post Enumeration Survey housing units. The Post Enumeration Survey field operations collect the same data as the 2020 Census for both housing units and persons. Additional information is collected by the Post Enumeration Survey to assist in the understanding of coverage and for the detection of erroneous enumerations.
- Coverage Measurement Matching identifies matches and non-matches between the 2020 Census and the Post Enumeration Survey for both housing units and people.

In FY 2020, the following high level activities are planned:

- Finalization of purchase of 8,000 laptops.
- Begin recruiting/hiring process for the CM field activities.
- Finalize training materials and testing of systems.

- Conduct training.
- Conduct the Independent Listing (IL) operation at an estimated 675,000 housing units (January to March 2020).
- Conduct Personal Interviews with an estimated 290,000 housing units (June to September 2020).
- Conduct the various matching operations.
- Conduct field Follow-up operations with 200,000 housing units (Initial Housing Unit Follow-up May to June 2020).
- Conduct quality control, follow-up, and reinterview operations with a subset of the housing units.

Puerto Rico

In FY 2020, the Census Bureau will implement data collection activities for the Commonwealth of Puerto Rico for the 2020 Census. The Census Bureau has determined that it is in the best interest of Puerto Rico to conduct the Update Leave operation across the entire commonwealth during the 2020 Census. The UL operation will update the address list and feature data for the area assigned, and leave a questionnaire package at every housing unit identified, to allow the household to self-respond.

Under this operation, all respondents in Puerto Rico will have the ability to respond to the 2020 Census by internet (including Non-ID), telephone, or a paper questionnaire hand-delivered to every housing unit. Households that do not respond will be included in the Non-Response Follow-up operation, where field enumerators will make an in-person contact attempt to determine the status of the housing unit and, when occupied, collect the Census response.

Island Areas

The Island Areas Censuses for the 2020 Census includes conducting the decennial censuses for American Samoa, the Commonwealth of the Northern Mariana Islands, Guam, and the U.S. Virgin Islands. The Census Bureau will conduct the 2020 Census of the Island Areas through partnerships with local governments of these jurisdictions.

In FY 2020, the Census Bureau will implement data collection activities for the 2020 Island Areas Censuses. The Census Bureau will deploy a total of five Census Advisors to oversee data collection activities in American Samoa, the Commonwealth of the Mariana Islands, Guam, U.S. Virgin Islands – St. Thomas, and U.S. Virgin Islands – St. Croix. The Census Bureau will provide the materials for data collection, training, and operational procedures. The local government agencies will be responsible for recruiting and hiring the staff to conduct the data collection phase, and work in conjunction with the Census Advisor.

The Census Bureau has determined that the data collection methodology planned for the 2020 Island Areas Censuses are in the best interest of counting the population of the Island Areas. During the 2020 Census, census workers will walk every road to record the physical addresses (and conditions) of all living quarters in the Island Areas. Census workers will then visit every living quarters and interview occupants of the living quarters. The planned methodology will enable the Census Bureau to create the address list close to Census Day to ensure all living quarters are accurately listed and contacted for an accurate count of the population.

Evaluations and Experiments

In FY 2020, the Census Bureau will continue planning, development, design, and implementation of the studies for the 2020 Census Program for Evaluations and Experiments (CPEX). The FY 2020 work will primarily involve gathering data from 2020 Census operations as well as conducting any necessary special data collection operations to support the CPEX studies. The scope of the 2020 CPEX is focused on analytical evaluation of key components of the 2020 Census design, as well as experimental research into innovations and design changes for the 2030 Census. The 2020 Census provides a unique environment to test new concepts and new ideas for the future. Release of results from the 2020 CPEX will span FY 2020 through FY 2022. In addition, in FYs 2019 and 2020, the Evaluations and Experiments operation will provide support for the planning and documenting of operational assessment results, prepared by operational Integrated Project Teams.

Infrastructure. *The Infrastructure frame supports the planning, development, and deployment of the Field and IT infrastructures, decennial logistics management, and field staff service requests for the 2020 Census.*

The goal of modernizing and automating field operations has been to use technology to efficiently and effectively manage the 2020 Census fieldwork, and as a result, reduce the staffing, infrastructure, and the brick and mortar footprint required for the 2020 Census. The Census Bureau plans to implement an operational control system as part of the integrated Enterprise Censuses and Surveys Enabling, or ECaSE, platform being provided as part of the CEDCaP program. This operational control system intelligently automates tasks and makes decisions that were previously made by people during field operations (e.g. case assignments, number of contact attempts). The Census Bureau expects this to reduce the size of the massive field infrastructures from those in the past. In support of the 2010 Census field operations, the Census Bureau established 12 Regional Census Centers (RCCs), 3 paper processing centers (for capture of data from the paper questionnaires), and nearly 500 local census offices. The agency hired nearly 600,000 enumerators to conduct NRFU activities. Modernization associated with the 2020 Census includes a streamlined approach to implementing and managing field operations through a new field structure, including field staff roles, work schedules, and staffing ratios. In support of the 2020 Census field operations, the Census Bureau has established six RCCs, two paper processing centers, 248 ACOs, and will hire approximately 400,000 enumerators and supervisors to conduct NRFU activities.

Field Infrastructure Operation

The Field Infrastructure Operation provides the administrative infrastructure for data collection covering the 50 states, the District of Columbia, and Puerto Rico including the recruiting, hiring and onboarding, personnel and payroll administration, training, partnership support, management and supervision, and clerical support for the 2020 Census.

Operational innovations include the following:

- Streamlined field management structure using automation and technology to manage the NRFU caseload.
- Use of automation for the job application and recruiting processes, payroll submission and approval process, and other administrative processes to streamline personnel processes and reduce staffing requirements and related costs.
- Use of automation for training, including providing newly hired staff with electronic training modules.
- Use of a third-party vendor to collect biometric data (fingerprints and pictures).

For the Address Canvassing operation in FY 2019, recruitment and training of address listers and supervisors will occur from April to August of 2019. The Census Bureau will deploy the final onboarding process in FY 2019, which includes fingerprinting and background checks for field staff. This process will expand in the immediate aftermath of this operation to retain many of these staff and scale-up the entire staffing process to recruit and hire approximately 400,000 field staff to train for the peak operations of the 2020 Census just months later.

Key deliverables for FY 2020 include:

- Finalize and deliver Peak Operations Field Staff Recruiting Materials.
- Ensure peak operating efficiency of the recruiting systems and process, to ensure adequate pool of recruits for the NRFU operation.
- Deliver Training and Field Data Collection Materials to training sessions.
- Finalize and deploy all Online training content for the Learning Management System for enumerators (e.g. online training modules, electronic training manuals and guides, post-classroom online assessments).
- Conduct targeted classroom training for all field data collection operations and for administrative personnel.
- Onboard all Census Field Supervisors (CFSs) and Enumerators (selections, fingerprinting, FBI background checks, hiring, scheduling for training).
- Ensure peak operating efficiency of all payroll and personnel systems and processes.
- Begin preparations for closing out the ACOs.
- Oversee the areas that ensure the health, safety, and security of all decennial census field staff and worker's compensation responsibilities.
- Oversee the areas responsible for hiring the staff paid out of the National Finance Center.

Contracts supporting field infrastructure:

- Fingerprinting – Contract awarded in November 2017. The 2020 Census solution will provide three major features: 1) an online appointment scheduling system, supplemented by telephone support; 2) capture and transmission of fingerprints of selectees; 3) an option to capture and transmit photographs. In support of the 2020 Census, beginning in the 4th Quarter of FY 2018, in time for hiring and onboarding field staff, the solution will provide the fingerprint appointment application, capture fingerprint images and transmit fingerprints to the Census Bureau via an interface. Additionally, the solution will potentially capture and transmit photographs of the applicants selected to fill the data collection field positions and transmit to the Census Bureau via an interface to the solution, which will create the identification badges for the new employees. The system went into production in September 2018 and will remain in production through the 2020 Census.
- Census Schedule-A Human Resources Payroll System – The Department of Commerce Blanket Purchase Agreement (BPA) was awarded in November 2016. In support of the 2020 Census, beginning in the 4th Quarter of FY 2018, the solution will support five major areas: 1) the online job application, 2) online assessments, 3) automated security background check forms, 4) automated onboarding forms, and 5) the learning management system. The solution will ensure that applicants throughout the 50 States,

Puerto Rico, and other identified areas will be able to apply 24/7 online for the field data collection jobs and temporary office positions, which will be filled beginning in FY 2019. After selection, the applicants will also be able to complete pre-onboarding forms and onboarding forms after a favorable security clearance is granted. The solution will also provide access to online training for the employees after hire. The system went into production in September 2018 and will remain in production through the 2020 Census.

- Field IT Deployment – Contract awarded in August 2018. The contract provides IT equipment, logistics services, maintenance, and support to the Regional Census Centers (RCCs), Area Census Offices (ACOs), Paper Data Capture Centers (PDCCs), Remote Workers, Island Area Offices (IAOs) in support of the 2020 Census. The contract also provides tier 1, tier 2 and system administration support for the two Paper Data Capture Centers. The six RCCs were deployed in FY 2018. Work in FY 2019 will consist of equipping and securing the entire field infrastructure for the 2020 Census across 248 ACOs, two paper data capture centers, and five Island Area Offices. In FY 2020 the contract will provide maintenance and support for the RCCs, ACOs, PDCCs and IAOs sites and develop plans for closing the ACOs, PDCCs, and IAOs by December 2020.

Decennial Logistics Management Operation

The Decennial Logistics Management Operation coordinates space acquisition for and lease management of six RCCs, the Puerto Rico Area Office, and 248 ACOs in collaboration with the Census Bureau and the General Services Administration. The National Processing Center (NPC) provides logistics management support services for the 2020 Census. Major activities in FY 2020 include:

- Monitoring, maintaining, and troubleshooting all activities related to the opened RCCs, PRAO, and ACOs (e.g. work with GSA regarding any building issue/questions that may arise, ensure that lessors are in compliance with their awarded leases).
- Providing logistics management support services, including warehousing, inventory management, kit assembly, deployment of materials, and receiving and excessing materials. Services include:
 - Monitoring warehouse space, set up to support RCCs, PRAO and ACOs.
 - Addressing any questions or issues with provisioned office furniture, supplies, operating materials and non-IT equipment at the RCCs, PRAO and ACOs.
 - Provisioning ACO field staff with supplies.
 - Managing inventory.
 - Assembling kits (e.g., recruiting, hiring, and training kits).
 - Deploying materials and supplies to RCCs, PRAO and ACOs.
 - Receiving and excessing remaining materials after operations conclude.
 - Printing and shipping – NPC or external print vendor (e.g. Government Publishing Office – GPO).
- Beginning preparations for closing out the ACOs.

Linkages Between the 2020 Census and Other Initiatives/Programs

The 2020 Census program will take advantage of related work across the Census Bureau. The program has identified specific relationships and interactions, not only between and among program projects, but also with other initiatives/programs, particularly with

the expansion of the Geographic Support System, the CEDCaP program, and the ACS. The following is a summary of the major interdependencies.

- The CEDCaP program, funded in the Enterprise Data Collection and Dissemination Systems (EDCaDS) budget and managed within the 2020 Census program, provides the enterprise data collection and processing systems that underpin the 2020 Census. CEDCaP provides the platform-based ECaSE solution that is the centerpiece of the 2020 Census IT solution architecture. For more information, please see the narrative justification for EDCaDS.
- The 2020 Census program data dissemination is supported by work on enterprise-wide dissemination efforts being developed through the Center for Enterprise Dissemination Services and Consumer Innovation program. For more information, please see the narrative justification for EDCaDS.
- Supplemental and complementary research is included in the Geographic Support program. To ensure no duplication of effort, clear project-by-project delineation is established to guide those activities that belong in the Geographic Support program and those that are required for 2020 Census. Specifically, 2020 Census frame-related projects are focused on developing independent, customer-focused methods for understanding error in the MAF, measuring MAF quality over the decade, improving LUCA, understanding MAF/TIGER updating business rules, developing MAF extract requirements, defining and developing geographic programs, and planning the 2020 Census address canvassing operation. Results will flow in both directions between the Geographic Support program and 2020 Census research projects.
- Integration of appropriate testing into the ACS Methods Panel infrastructure. The ACS remains a test bed for the Decennial Census and provides support in determining appropriate approaches for the 2020 design. The ACS—supported by a complete and accurate address system—has simplified the census design, resulting in improvements in both coverage and data quality.
- Supplemental and complementary research is included in the Center for Administrative Records and Research Applications (CARRA). To ensure no duplication of effort, clear project-by-project delineation will guide which activities belong in CARRA and which are required for the 2020 Census.

Delivering a high quality 2020 Census requires dependencies on other key Federal agencies. In order to meet its commitments, the Census Bureau depends on:

- The General Services Administration to lease temporary facilities.
- The Government Publishing Office to award effective printing contracts.
- The U.S. Postal Service for address and other data and mailing services.
- Finally, for the 2020 Census, the Census Bureau intends to use administrative records from both internal sources, such as data from prior decennial censuses and the American Community Survey, and from a range of other Federal agencies, including Internal Revenue Service, the Social Security Administration, the Centers for Medicare and Medicaid Services, the Department of Housing and Urban Development, the Indian Health Service, the Selective Service, and the USPS. The Census Bureau is also working to acquire state government administrative records from enrollment in Federal block grant programs, such as the U.S. Department of Agriculture's Supplemental Nutrition Assistance Program and the Special Supplemental Nutrition Program for Women, Infants, and Children.

FY 2020 Request by Work Breakdown Structure Area

Work Breakdown Structure Area	FY 2020 Major Activity	FY 2020 Change (+/-)	FY 2020 Obligations
<p>Program Management</p>	<p>In FY 2020, program management will be functioning at peak levels to ensure every aspect of the 2020 Census is being finalized and executed on time and on budget, and all risks are measured, monitored, and mitigated before they become issues. This includes robust cost and financial management, schedule management, and acquisitions management staffs along with their supporting contracts necessary to execute a complex and interconnected activity like the 2020 Census.</p>		
	<p>Program management in FY 2020 also includes IT program managers to ensure systems readiness for the 2020 Census and field program managers to ensure that the field operations designed for the 2020 Census are executed according to plan. This also includes executive leadership of the 2020 Census and the 2020 Census program managers at Census Bureau headquarters who are ultimately responsible for the success of the 2020 Census.</p>		
	<p>This area also includes funds to address program risk, including Monte Carlo uncertainty in the lifecycle cost estimation as well as funding to address risks in the 2020 Census risk register being realized.</p>		
<p>Program Management</p>		<p>\$ +300,204</p>	<p>\$ 496,469</p>

Exhibit 13

Work Breakdown Structure Area	FY 2020 Major Activity	FY 2020 Change (+/-)	FY 2020 Obligations
Census and Survey Engineering	<p>In FY 2020, all systems for the 2020 Census must be finalized and secured in a manner consistent with best practices. This will include putting the final refinements in place, as well as completing development for the delta between the 2018 End-to-End Census Test and the 2020 Census for each system. It will also include working with the Technical Integrator team to test and ensure that the systems and operations are all seamlessly integrated. Finally, working with government and private sector experts to ensure that the entire 2020 Census IT solution is secured, meeting up-to-date best practices and rigorously tested against all threats.</p>		
	<p>Ensuring through testing that the 2020 system-of-systems meets the performance and scalability requirements, based on internal and external demand models, at the expected volumes for the 2020 Census. Ensuring backup plans, risk mitigation plans, and continuity of operations plans are in place to assure the continuation of 2020 Census operations under any circumstances.</p>		
	<p>Finalizing and building-out the Disaster Recovery Data Center Facility site, including 1) procurement, installation, and configuration of all hardware, software, and circuits, 2) completing the security authorization process for the facility, and 3) testing and simulating disaster recovery capabilities and processes.</p>		
Census and Survey Engineering		\$ -30,764	\$ 362,626

Exhibit 13

Work Breakdown Structure Area	FY 2020 Major Activity	FY 2020 Change (+/-)	FY 2020 Obligations
<p style="text-align: center;">Frame</p>	<p>In early FY 2020, the In-Field Address Canvassing operation, the first major field operation of the 2020 Census, will be wrapping up. The operation will have deployed significant resources in the form of field workers to the most difficult areas to canvass – areas exhibiting great change, areas with hidden or nontraditional housing units, and large multiunit structures – thereby focusing our attention on difficult areas, as more stable areas could be handled in-office.</p>		
	<p>In order to prepare the MAF/TIGER database for the 2020 Census and create the 2020 Census address universe, the processing, validating, and readying of data from In-Field Address Canvassing will be a large and critical effort early in FY 2020. This will feed into and impact key operations for the 2020 Census, including final Printing and Postage, NRFU, and Group Quarters.</p>		
	<p>In FY 2020, the Census Bureau will conduct: 1) the mail out of the New Construction Review Materials and will process the New Construction Partner Submission; 2) the Boundary and Annexation Survey (BAS) in continued support of the 2020 Census; 3) the verification portion of the Partnership Statistical Areas Program (PSAP), following conclusion of the participant review portion of PSAP in FY 2019; and 4) the Boundary Validation Program (BVP), following completion of planning and documentation of the operation in FY 2019.</p>		
	<p>In FY 2020, the Census Bureau will process LUCA appeals records provided to the Census Bureau by the Office of Management and Budget LUCA Appeals Office.</p>		
<p>Frame</p>		<p>\$ -243,184</p>	<p>\$ 72,443</p>

Work Breakdown Structure Area	FY 2020 Major Activity	FY 2020 Change (+/-)	FY 2020 Obligations
<p>Response Data</p>	<p>The Integrated Communications Contract will be in full implementation with the start of the paid advertising in November of 2019. Beginning in January of 2020, the Awareness Phase will begin. Using a combination of “boots on the ground” work by our Partnership Specialists and media outreach, the Census Bureau will focus on efforts to make the population aware that the 2020 Census is approaching. The “Motivation Phase” will begin in March of 2020 and will work to encourage everyone to fill out their census form, preferably via the internet. The "Thank You Phase" will then follow beginning in September of 2020, during which the Census Bureau will thank its partners and the general population for participating and make them aware of the upcoming data deliveries occurring during the Data Dissemination Phase.</p>		<p>(continued on next page)</p>
	<p>The deployment of relationships with hundreds of thousands of key national, regional and local entities and organizations through the National Partnerships Program and the Community Partnership and Engagement Program will be key to driving awareness and self-response for the 2020 Census.</p>		
	<p>The Internet self-response and Census Questionnaire Assistance (CQA) for the 2020 Census will be available from March to July 2020. CQA anticipates that approximately 5.5 million calls will be routed to customer service representatives, and about 7% of households will call CQA for some level of assistance.</p>		

Work Breakdown Structure Area	FY 2020 Major Activity	FY 2020 Change (+/-)	FY 2020 Obligations
Response Data	<p>For the 2020 Census, the contact strategy will include a questionnaire mailing to all households in the mail universe that do not respond to the initial mailing. The Census Bureau expects to print approximately 1.5 billion items in support of 2020 Census Operations, starting in June 2019. That number includes approximately 120 million questionnaires, 620 million letters and inserts, 200 million postcards, and 600 million envelopes, the vast majority of which will be delivered to respondents between March and April of 2020.</p>		(continued from previous page)
	<p>The NRFU operation will be conducted spring through early summer 2020 with an estimated workload of nearly 40 percent of households across the Nation and will involve approximately 400,000 field staff and supervisors. The field enumerators will use smart phones and several automated applications to manage their workloads and to capture the response data from households. The NRFU workload will be determined after six weeks of self-response has elapsed for the 2020 Census. For the remaining universe of nonresponding cases, field staff will visit each housing unit a minimum of one time. For those not resolved after a single attempt, the Census Bureau will proceed with the removal of vacant housing units in cases where there are multiple, consistent, high-quality administrative records indicating an address is vacant or not a housing unit. Additionally, at this stage the Census Bureau plans to enumerate housing units with data already given to the government in cases where multiple, consistent, high quality sources of administrative records exist. For all other remaining nonresponding housing units, NRFU will continue through as many as six or more visits.</p>		
	<p>Special Census operations for those living in group quarters, transitory locations, and other situations will occur ahead of and during NRFU.</p>		

Exhibit 13

Work Breakdown Structure Area	FY 2020 Major Activity	FY 2020 Change (+/-)	FY 2020 Obligations
Response Data	<p>Update Enumerate will involve updating the address list and conducting in-person enumeration for approximately 50,000 housing units in remote areas. This will include approximately 35,000 housing units in the Remote Alaska operation, which, with a January kickoff date to respect seasonal demographic patterns, is the first field enumeration operation for the 2020 Census.</p>		(continued from previous page)
	<p>Update Leave will be implemented in FY 2020 for approximately 7 million housing units in geographic areas where the Census Bureau cannot confidently mail a census questionnaire (i.e., areas that do not have city-style addresses). This operation will also cover 2020 Census operations in Puerto Rico.</p>		
	<p>The Census Bureau expects that the Paper Data Capture operation will be conducted from March to August of FY 2020. Paper forms delivered by the USPS will be processed by National Processing Center staff at one of two Paper Data Capture Centers, one located in Jeffersonville, Indiana, and another in the Phoenix/Tucson, Arizona area. Paper Data Capture Centers are being designed to have the capacity to process a combined 30 million forms.</p>		
	<p>The Decennial Device-as-a-Service contract will provision devices and wireless service for all 2020 Census enumerators and supervisors throughout all field operations, peaking with over 400,000 devices simultaneously deployed in support of the 2020 Census.</p>		
Response Data		\$ +2,065,930	\$ 3,528,841

Work Breakdown Structure Area	FY 2019 Major Activity	FY 2020 Change (+/-)	FY 2020 Obligations
Published Data	<p>The Census Bureau will design and release the P.L. 94-171 Redistricting Data and Geographic Support products for the 2020 Census by April 1, 2021.</p>		
	<p>The Voting District Project, the timing of which is now coordinated with the annual Boundary and Annexation Survey, started in FY 2018 and continues through FY 2020. Work during FY 2019 and FY 2020 will focus on working with state officials to verify the precincts, wards, and voting districts the states need to conduct legislative redistricting that they previously submitted to the Census Bureau for inclusion in the MAF/TIGER database. Work during FY 2020 will also focus on verifying and updating relationships between the state supplied voting districts and the many other geographies being updated just prior to the decennial census.</p>		
	<p>The Data Products and Dissemination (DPD) Operation performs three primary functions: 1) Prepare and deliver the 2020 Census apportionment data for the President of the United States to provide to Congress by December 31, 2020, 2) Tabulate 2020 Census data products for use by the states for redistricting, and 3) Tabulate and disseminate 2020 Census data for use by the public. To support these primary functions, the operation must complete several major activities in FY 2020, including finalizing the design and specifications of the 2020 Census data products, finalizing the methodology, called disclosure avoidance, that helps ensure respondents cannot be identified from detailed census data releases, and completing test readiness of systems that support the Apportionment process, disclosure avoidance process, tabulation process, and data dissemination.</p>		
Published Data		\$ +126	\$ 18,544

Work Breakdown Structure Area	FY 2020 Major Activity	FY 2020 Change (+/-)	FY 2020 Obligations
Test, Evaluation, and Special Censuses	The Census Bureau will conduct 2020 Census operations in Puerto Rico and the Island Area Census.		
	In early FY 2020, the Census Bureau will finalize planning, development, and design of an independent survey to estimate coverage errors in the 2020 Census. The goal of the Coverage Measurement program occurring later in 2020 is to measure coverage errors in the 2020 Census and inform how the Census Bureau can improve for future census operations.		
Test, Evaluation, and Special Censuses		\$ +82,841	\$ 159,440
Infrastructure	<p>In FY 2020, Field Infrastructure operation will:</p> <ul style="list-style-type: none"> -Finalize and deliver Peak Operations Field Staff Recruiting Materials. -Ensure peak operating efficiency of the recruiting systems and process, to ensure adequate pool of recruits for the NRFU operation. -Deliver Training and Field Data Collection Materials to training sessions. -Finalize and deploy all Online training content for the Learning Management System for enumerators (e.g. online training modules, electronic training manuals and guides, post-classroom online assessments). -Conduct targeted classroom training for all field data collection operations and for administrative personnel. -Onboard all Census Field Supervisors (CFSs) and Enumerators (selections, fingerprinting, FBI background checks, hiring, scheduling for training). -Ensure peak operating efficiency of all payroll and personnel systems and processes. 		(continued on next page)
	Recruitment, onboarding, and training of approximately 400,000 field staff will occur for peak operations of the 2020 Census.		

Work Breakdown Structure Area	FY 2020 Major Activity	FY 2020 Change (+/-)	FY 2020 Obligations
Infrastructure	The Decennial Logistics Management operation provides logistics management services including procuring warehouse space, warehousing, inventory management, kit assembly, deployment of materials, and receiving and excessing materials. Many of the operation’s activities are tied to the work done at the National Processing Center.		(continued from previous page)
	In FY 2019, the Census Bureau will finalize and secure all of the operations and systems related to the use of administrative records and third-party data and ensure they are working together in preparation for the 2020 Census. The Census Bureau will continue to acquire and ingest the latest updates of administrative records and third-party data from multiple trusted sources; integrate and unduplicate records between those sources; and stage the administrative records data for use in decennial census production.		
Infrastructure		\$ +83,802	\$ 1,678,674
Total¹		\$ +2,258,955	\$ 6,317,037

¹ In addition to this funding, the 2020 Census is supported by the Enterprise Data Collection and Dissemination Systems subactivity for a total cost estimate of \$6.4 billion in FY 2020.

Statement of Need and Economic Benefits

The Census Bureau will conduct an efficient, high-quality, and inclusive census supported by innovations in enterprise systems, methods, and infrastructure. Innovations and improvements have been necessary to ensure that the 2020 Census produces high-quality data efficiently and effectively, at all points in the decennial lifecycle from data collection to processing and through publication. The deployment of all aspects of these sweeping design changes and the layering of significant field operational changes will allow the Census Bureau to successfully conduct the 2020 Census.

For those reasons, funding is required in FY 2020 to ensure that the entirety of the 2020 Census are finalized and executed as designed and as scheduled. A failure now would be a failure to the American people – risking the quality, completeness, and timeliness of the data that is the very fabric of our democracy and our society. The FY 2020 budget request protects against this fundamental risk of failure after a decade of forward movement toward success.

The FY 2020 budget request reflects the funding needed, in line with the programmatic needs estimated in the 2018 update of the 2020 Census Lifecycle Cost Estimate. The process of updating the estimate was completed in line with Government Accountability Office best practices for cost estimation and in consultation with an Independent Cost Estimate conducted by Department of Commerce Office of Acquisition Management and independent Department of Commerce private sector consultants. The estimates were reconciled to fully reflect all costs to conduct a high quality 2020 Census. More information is available in the 2020 Census Lifecycle Cost Estimate Executive Summary at the following URL: <https://www.census.gov/programs-surveys/decennial-census/2020-census/planning-management/planning-docs/cost-estimate.html>.

The expected results of the approaches for the 2020 Census are described below:

- During the 2010 Census, people only had the option to respond by mail before enumerators came to visit. For the 2020 Census, people will have three ways to respond prior to an in-person follow-up visit – the Internet, telephone, or paper questionnaire.
- During the 2010 Census, 48 million housing units did not return a questionnaire and consequently received an in-person visit. Fourteen million of those addresses were vacant, and 5 million addresses were deleted because the addresses did not meet the Census Bureau’s housing unit definition. The remaining 29 million housing units were occupied and were enumerated. For the 2020 Census, administrative records and third-party data will be used to identify and remove vacant units from the NRFU workload. Additionally, administrative records and third-party data will be used to enumerate approximately 17 percent of the housing units that do not respond after one in-person visit.
- During the 2010 Census, 12 Regional Census Centers and 494 Local Census Offices supported over 600,000 field staff. In 2020, 6 Regional Census Centers and about 248 Area Census Offices will support approximately 400,000 field staff for the largest field operation. The ratio of enumerators to supervisors will increase from eight in the 2010 Census, to 20 enumerators for each supervisor in 2020. Finally, operations such as recruiting, testing, training, and payroll, the majority of which were paper-based for the 2010 Census, will be automated for the 2020 Census.

These sweeping design changes will make the 2020 Census the most automated, modern, and dynamic decennial census in U.S. history, and in doing so, the most successful.

Performance Measures

The table below shows the impact of the program change on performance measures. The performance targets reflect the proposed funding level in the FY 2020 budget.

Performance Measure:	FY 2020 Target	FY 2021 Target	FY 2022 Target	FY 2023 Target	FY 2024 Target
With Change	<ul style="list-style-type: none"> 1) Conduct 2020 Census. 2) Deployment of Non-CEDCaP Systems. 	<ul style="list-style-type: none"> 1) Release census data below the state-level for use in redistricting efforts. 2) Close remaining RCCs and ACOs. 3) Complete Coverage Measurement operations. 	<ul style="list-style-type: none"> 1) Release 100% of all data products scheduled for FY 2022. 2) Release 100% of all evaluation, assessment, and experiment reports scheduled for FY 2022. 3) Release estimates of coverage measurement. 	<ul style="list-style-type: none"> 1) Complete release of all data products. 2) Release 100% of all evaluation reports scheduled for FY 2023. 3) Create data and questionnaire images for archiving. 	N/A

Continued from previous page	FY 2020 Target	FY 2021 Target	FY 2022 Target	FY 2023 Target	FY 2024 Target
Without Change	<p>1) Failure to conduct 2020 Census and meet statutorily-mandated deadlines to the President and the American people.</p> <p>2) Failure to deploy non-CEDCaP Systems on time.</p>	<p>1) Delayed release census data below the state-level for use in redistricting efforts.</p> <p>2) Delayed activities associated with closure of remaining RCCs and ACOs.</p> <p>3) Delayed Completion of Coverage Measurement operations.</p>	<p>1) Not release 100% of all data products scheduled for FY 2022.</p> <p>2) Not release 100% of all evaluation, assessment, and experiment reports scheduled for FY 2022.</p> <p>3) Not release estimates of coverage measurement.</p>	<p>1) Not complete release of all data products.</p> <p>2) Not release 100% of all evaluation reports scheduled for FY 2023.</p> <p>3) Delayed creation of data and questionnaire images for archiving.</p>	N/A

**Department of Commerce
U.S. Census Bureau
Periodic Censuses and Programs
PROGRAM CHANGE PERSONNEL DETAIL**

Activity: Demographic Statistics Programs
Subactivity: Decennial Census
Program Change: 2020 Census

Full-time temporary - Increase

<u>Title</u>	<u>Grade</u>	<u>Number</u>	<u>Annual Salary</u>	<u>Total Salaries</u>
Program Manager	15	24	\$137,350	\$3,296,400
Statistician	15	4	137,350	549,400
IT Specialist	15	8	137,350	1,098,800
Program Analyst	14	18	116,767	2,101,806
Statistician	14	2	116,767	233,534
IT Specialist	14	6	116,767	700,602
Program Analyst	13	28	98,812	2,766,736
Statistician	13	19	98,812	1,877,428
IT Specialist	13	41	98,812	4,051,292
Program Analyst	12	157	83,097	13,046,229
Geographer	12	46	83,097	3,822,462
Human Resource Specialist	12	11	83,097	914,067
Temporary Field Staff	Various	10,829	34,742	376,220,035
Subtotal		<u>11,193</u>		<u>410,678,791</u>
Distributed share of staff for centralized services		<u>0</u>		<u>0</u>
Subtotal		<u>11,193</u>		<u>410,678,791</u>
Less lapse	4.4%	<u>(489)</u>		<u>(17,946,663)</u>
Total full-time temporary (FTE)		<u>10,704</u>		<u>392,732,128</u>
2020 pay adjustment	0.00%			<u>0</u>
				<u>392,732,128</u>

Exhibit 14

Full-time temporary - Decrease

<u>Title</u>	<u>Grade</u>	<u>Number</u>	<u>Annual Salary</u>	<u>Total Salaries</u>
Temporary Field Staff	Various	(3,316)	\$57,877	(\$191,920,132)
Subtotal		<u>(3,316)</u>		<u>(191,920,132)</u>
Distributed share of staff for centralized services		<u>0</u>		<u>0</u>
Subtotal		<u>(3,316)</u>		<u>(191,920,132)</u>
Less lapse		37% <u>1,214</u>		<u>70,281,152</u>
Total part-time permanent (FTE)		<u>(2,102)</u>		<u>(121,638,980)</u>
2020 pay adjustment		0.00%		<u>0</u>
				<u>(121,638,980)</u>

Intermittent

<u>Title</u>	<u>Grade</u>	<u>Number</u>	<u>Annual Salary</u>	<u>Total Salaries</u>
Temporary Field Staff	Various	235,651	\$26,667	\$6,284,166,486
Subtotal		<u>235,651</u>		<u>6,284,166,486</u>
Distributed share of staff for centralized services		<u>0</u>		<u>0</u>
Subtotal		<u>235,651</u>		<u>6,284,166,486</u>
Less lapse		77.4% <u>(182,462)</u>		<u>(4,865,767,269)</u>
Total intermittent (FTE)		<u>53,189</u>		<u>1,418,399,217</u>
2020 pay adjustment		0.00%		<u>0</u>
				<u>1,418,399,217</u>

Personnel Data Summary

Full-Time Equivalent Employment (FTE)

Full-time permanent	0
Full-time temporary - Increase	10,704
Full-time temporary - Decrease	(2,102)
Part-time permanent	0
Part-time temporary	0
Intermittent	53,189
<hr/>	<hr/>
Total FTE	61,791

Authorized Positions

Full-time permanent	0
Full-time temporary - Increase	11,193
Full-time temporary - Decrease	(3,316)
Part-time permanent	0
Part-time temporary	0
Intermittent	235,651
<hr/>	<hr/>
Total Positions	243,528

Department of Commerce
U.S. Census Bureau
Periodic Censuses and Programs
PROGRAM CHANGE DETAIL BY OBJECT CLASS
(Direct Obligations amounts in thousands)

Activity: Demographic Statistics Programs
Subactivity: Decennial Census
Program Change: 2020 Census

	Object Class	2018 Actual	2019 Enacted	2020 Base	2020 Estimate	Increase/Decrease from 2020 Base
11.1	Full-time permanent	\$176,020	\$142,262	\$143,520	\$143,520	\$0
11.3	Other than full-time permanent	9,895	458,968	461,069	2,150,561	1,689,492
11.5	Other personnel compensation	5,913	10,985	10,985	3,304	(7,681)
11.8	Special personnel services payments	0	0	0	0	0
11.9	Total personnel compensation	191,828	612,215	615,574	2,297,385	1,681,811
12.1	Civilian personnel benefits	63,556	134,519	147,456	356,063	208,607
13	Benefits for former personnel	6	574	574	567	(7)
21	Travel and transportation of persons	6,839	99,221	104,238	315,396	211,158
22	Transportation of things	488	688	688	17,100	16,412
23.1	Rental payments to GSA	31,408	14,327	14,614	22,397	7,783
23.2	Rental payments to others	5,054	173,211	173,211	112,051	(61,160)
23.3	Commun., util., misc. charges	18,088	16,054	16,541	261,972	245,431
24	Printing and reproduction	1,627	197,214	197,214	53,296	(143,918)
25.1	Advisory and assistance services	510,523	816,659	813,758	1,059,686	245,928
25.2	Other services	55,583	738,528	1,758,528	1,706,846	(51,682)
25.3	Purchases of goods and services from gov't accts.	22,126	60,541	61,392	52,811	(8,581)
25.4	Operation and maintenance of facilities	11,131	5,894	5,894	4,816	(1,078)
25.5	Research and development contracts	609	382	382	0	(382)
25.6	Medical care	0	0	0	0	0
25.7	Operation and maintenance of equipment	89,284	104,894	104,894	28,720	(76,174)
25.8	Subsistence and support of persons	273	9	9	94	85
26	Supplies and materials	8,179	7,126	7,126	11,810	4,684
31	Equipment	53,367	30,989	30,989	6,812	(24,177)
32	Lands and structures	0	0	0	0	0
33	Investments and loans	0	0	0	0	0
41	Grants, subsidies and contributions	0	0	0	0	0
42	Insurance claims and indemnities	5,500	5,000	5,000	9,215	4,215
43	Interest and dividends	7	0	0	0	0
44	Refunds	0	0	0	0	0
92	Contingency	0	0	0	0	0
99.9	Total obligations	1,075,476	3,018,045	4,058,082	6,317,037	2,258,955

Department of Commerce
U.S. Census Bureau
Periodic Censuses and Programs
Demographic Statistics Programs/Decennial Census/2020 Census
SELECT ACTIVITIES BY OBJECT CLASS
(Dollar amounts in thousands)

Object Class	2018 Actual	2019 Enacted	2020 Base	2020 Estimate	Increase/Decrease from 2020 Base
11.1 Full-time permanent	\$176,020	\$142,262	\$143,520	\$143,520	\$0
11.3 Other than full-time permanent	9,895	458,968	461,069	2,150,561	1,689,492
11.5 Other personnel compensation	5,913	10,985	10,985	3,304	(7,681)
11.8 Special personnel services payments	0	0	0	0	0
11.9 Total personnel compensation	191,828	612,215	615,574	2,297,385	1,681,811
12.1 Civilian personnel benefits	63,556	134,519	147,456	356,063	208,607
13 Benefits for former personnel	6	574	574	567	(7)
21 Travel and transportation of persons	6,839	99,221	104,238	315,396	211,158
22 Transportation of things	488	688	688	17,100	16,412
23.1 Rental payments to GSA	31,408	14,327	14,614	22,397	7,783
23.2 Rental payments to others	5,054	173,211	173,211	112,051	(61,160)
23.3 Communication, utilities, misc. charges	18,088	16,054	16,541	261,972	245,431
24 Printing and reproduction	1,627	197,214	197,214	53,296	(143,918)
25.1 Advisory and assistance services	510,523	816,659	813,758	1,059,686	245,928
25.2 Other services from non-Federal sources	55,583	738,528	1,758,528	1,706,846	(51,682)
25.3 Other goods and services from Federal sources	22,126	60,541	61,392	52,811	(8,581)
25.4 Operation & maintenance of facilities	11,131	5,894	5,894	4,816	(1,078)
25.5 Research & development contracts	609	382	382	0	(382)
25.6 Medical Care	0	0	0	0	0
25.7 Operation & maintenance of equipment	89,284	104,894	104,894	28,720	(76,174)
25.8 Subsistence & support of persons	273	9	9	94	85
26 Supplies and materials	8,179	7,126	7,126	11,810	4,684
31 Equipment	53,367	30,989	30,989	6,812	(24,177)

Department of Commerce
U.S. Census Bureau
Periodic Censuses and Programs
Demographic Statistics Programs/Decennial Census/2020 Census
SELECT ACTIVITIES BY OBJECT CLASS
 (Dollar amounts in thousands)

Object Class	2018 Actual	2019 Enacted	2020 Base	2020 Estimate	Increase/Decrease from 2020 Base
32 Lands and structures	0	0	0	0	0
33 Investments and loans	0	0	0	0	0
41 Grants, subsidies and contributions	0	0	0	0	0
42 Insurance claims and indemnities	5,500	5,000	5,000	9,215	4,215
43 Interest and dividends	7	0	0	0	0
44 Refunds	0	0	0	0	0
92 Contingency	0	0	0	0	0
99.9 Total obligations	<u>1,075,476</u>	<u>3,018,045</u>	<u>4,058,082</u>	<u>6,317,037</u>	<u>2,258,955</u>
Less prior year recoveries	(5,125)	0	0	0	0
Unobligated balance, start of year	(752)	(1,022,901)	(1,020,000)	(1,020,000)	0
Unobligated balance, expiring	51	0	0	0	0
Unobligated balance, end of year	1,022,901	1,020,000	0	0	0
Unobligated balance, transfer	2,700	0	0	0	0
Refund	(378)	0	0	0	0
Less prior year unobligated balance	0	0	0	0	0
Total Budget Authority	<u>2,094,873</u>	<u>3,015,144</u>	<u>3,038,082</u>	<u>5,297,037</u>	<u>2,258,955</u>
Personnel Data					
Full-time Equivalent Employment:					
Full-time permanent	1,911	1,288	1,288	1,288	0
Other than full-time permanent	207	9,571	9,571	71,362	61,791
Total	<u>2,118</u>	<u>10,859</u>	<u>10,859</u>	<u>72,650</u>	<u>61,791</u>
Authorized Positions:					
Full-time permanent	1,680	1,302	1,302	1,302	0
Other than full-time permanent	2,164	85,159	85,159	328,687	243,528
Total	<u>3,844</u>	<u>86,461</u>	<u>86,461</u>	<u>329,989</u>	<u>243,528</u>

**Department of Commerce
U.S. Census Bureau
Periodic Censuses and Programs
JUSTIFICATION OF PROGRAM AND PERFORMANCE**
(Dollar amounts in thousands)

Activity: Demographic Statistics Programs
Subactivity: Decennial Census
Line item: American Community Survey

Goal Statement

The American Community Survey (ACS) furthers the Census Bureau's mission to serve as the leading source of quality data about the Nation's people and economy by providing current demographic, social, economic, and housing information about all America's communities, from the largest cities to the small rural communities. This program supports the Department's Strategic Objective 4.2 to "Provide accurate data to support economic activity."

Base Program

The American Community Survey (ACS) is an ongoing survey that provides vital information on a yearly basis about our Nation and its people. Information from the survey generates data that help determine how more than \$675 billion in Federal and state funds are distributed each year. Through the ACS, America knows more about jobs and occupations, educational attainment, veterans, whether people own or rent their homes, and many other topics. Public officials, planners, and entrepreneurs use this information to assess the past and plan the future. When you respond to the ACS, you are doing your part to help your community plan for hospitals and schools, support school lunch programs, improve emergency services, build bridges, and inform businesses looking to add jobs and expand to new markets, and more.

Additional background information on the ACS can be found at the following website:

- <https://www.census.gov/programs-surveys/acs/>

Statement of Operating Objectives

The Census Bureau is committed to making data-driven decisions. This commitment is of particular importance to decisions that involve implementing new and innovative methods for data collection and processing, such as adaptive survey design, because data users must have confidence that new approaches will maintain data quality, as well as comparability of estimates over time. These measures can significantly reduce the length and the perceived intrusiveness of the ACS. The ACS is also engaging external experts to assess the operational and statistical issues associated with this work, so that the Census Bureau can continue producing the vital statistics the country needs to keep government, businesses, and communities strong and well informed. In addition to addressing the respondent burden and perceived intrusiveness issues, the ACS is helping advance a key component of the Census Bureau's innovation agenda—the Center for Enterprise Dissemination Services and Consumer Innovation—which will modernize the way that the Census Bureau provides data to the public.

			<u>Explanation and Justification</u>					
			2018 Actual		2019 Enacted ¹		2020 Base	
			Personnel	Amount	Personnel	Amount	Personnel	Amount
Mail and Internet Response Data	Pos./BA		281	\$37,755	347	\$37,628	347	\$40,875
	FTE/Obl.		231	35,441	315	39,806	315	40,875
CATI Response Data	Pos./BA		0	516	0	0	0	0
	FTE/Obl.		0	1,637	0	0	0	0
CAPI Response Data	Pos./BA		2,539	108,408	2,507	107,009	2,507	110,005
	FTE/Obl.		1,201	114,473	1,168	107,009	1,168	110,005
Puerto Rico Response Data	Pos./BA		54	2,562	55	2,900	55	2,982
	FTE/Obl.		20	2,373	26	2,900	26	2,982
Group Quarters Response Data	Pos./BA		322	13,104	316	13,000	316	13,358
	FTE/Obl.		107	12,384	168	13,000	168	13,358
IT Infrastructure	Pos./BA		6	6,245	4	5,577	4	8,401
	FTE/Obl.		4	4,376	4	12,347	4	8,401
Data Processing, Weighting and Review	Pos./BA		41	8,032	37	7,966	37	8,142
	FTE/Obl.		31	6,927	34	7,966	34	8,142
Published Data	Pos./BA		121	17,381	115	17,369	115	17,895
	FTE/Obl.		87	15,494	104	17,369	104	17,895
Communications	Pos./BA		32	4,583	30	4,717	30	4,840
	FTE/Obl.		22	4,248	26	4,717	26	4,840
Program Management	Pos./BA		20	4,752	19	4,957	19	5,066
	FTE/Obl.		15	5,632	19	4,957	19	5,066
Survey Engineering, Test, and Evaluation	Pos./BA		48	7,705	45	7,787	45	8,015
	FTE/Obl.		30	6,589	44	7,787	44	8,015
Frame and Sample	Pos./BA		16	2,526	15	2,497	15	2,566
	FTE/Obl.		9	2,058	13	2,497	13	2,566
Total	Pos./BA		3,480	213,569	3,490	211,407	3,490	222,145
	FTE/Obl.		1,757	211,632	1,921	220,355	1,921	222,145

¹ In addition to the budget authority requested for the American Community Survey, an additional \$5.0 million in budgetary resources will be derived from recoveries of prior year obligations from programs across the Periodic Censuses and Programs account.

The ACS provides detailed data on demographic, social, economic, and housing information about all America's communities, from the largest cities to the small rural communities. Major ACS products are released each year, covering the previous calendar year. These include data on all ACS subjects released for all communities each year.

- For population areas 65,000 and greater, the Census Bureau releases data collected the previous year in September.
- For all geographic areas, regardless of population size, the Census Bureau releases data based on an aggregation of data collected over the previous 5 years in December.

Each year, the Census Bureau releases over 11 billion estimates through multiple formats including:

- ACS 1-Year Public Use Microdata Sample (PUMS) File – October
- ACS 1-Year Supplemental Data - October
- ACS 5-Year Data – December
- ACS 5-Year PUMS File – January
- ACS 1-Year Data – September

The program collects the data that form the basis of these products through a variety of methods. The ACS is sent monthly to a small percentage of the population with approximately 3.5 million households per year being included in the survey. Data are collected via the Internet and through questionnaires mailed-back to the National Processing Center by households. Not all households respond to the ACS and a percentage of those households are contacted in-person by Census Bureau field representatives and interviewed. Data are then processed, analyzed, and released each year using a mix of Federal staff and contracted resources.

FY 2020 funding reflects the increased use of the Internet method of data collection and the field personal visit follow-up. The collection of ACS data from 3.5 million households per year is a massive logistical undertaking, covering everything from the initial mailing of forms to households and the processing of mail and Internet responses, to collection of data from non-responding households through personal interviewing, to processing and releasing the data in ways that make this rich data available to users while protecting the confidentiality of respondents.

The entire country benefits from the wealth of information provided from this survey, as it produces over 11 billion estimates each year for more than 40 topics covering social, demographic, housing, and economic variables. The data that the ACS collects are critical for communities nationwide—the ACS is the only source of many of these topics for rural areas and small populations. Businesses, including such well-known companies as Target, JC Penney, Best Buy, General Motors, Google, and Walgreens, use ACS data for everything from marketing to choosing franchise locations to deciding what products to put on store shelves. ACS data are available free of charge to the entire business community, the program helps lower barriers for new business and promotes economic growth. First responders and law enforcement agencies use ACS data during natural disasters and emergencies to assess impacts and prioritize recovery efforts; for example, the Federal Emergency Management Agency (FEMA) used ACS data for Hurricane Sandy Relief Efforts. State and local economic development offices use ACS data to attract businesses, make decisions, and manage growth.

The Federal Government also uses ACS data to maximize the efficiency of the services the government delivers. In addition to the example of FEMA's use of ACS data cited above, the Department of Education uses ACS estimates to develop adult education and literacy programs. The Department of Veterans Affairs uses ACS estimates to evaluate the need for health care, education, and employment programs for those who have served in the military. The Departments of Justice and Labor, and the Equal Employment Opportunity Commission, use ACS estimates to enforce employment discrimination laws.

These are just a few examples of the innumerable uses of this national resource. Data as rich and comprehensive as the ACS do not exist anywhere else. These data come at a cost—namely the investment of time asked of respondents to complete the ACS questionnaire—which the Census Bureau recognizes and consistently attempts to mitigate.

In addition to these benefits, the ACS remains a test bed for the Decennial Census and has provided support in determining appropriate approaches for the 2020 design. The ACS, supported by a complete and accurate address system, has simplified the census design resulting in improvements in both coverage and data quality, while providing current data on detailed population, social, economic, and housing characteristics. A few examples include:

- The ACS implementation of the Internet data collection mode informed the 2020 Census design and implementation of an Internet option.
- Results of the ACS 2016 Content Test on race and Hispanic origin for the non-response modes informed content decisions for the 2020 Census.
- ACS data were used in determining site locations for the 2020 Census testing program.
- ACS tabulation systems will be used for the creation of the 2020 Census data products.

Key American Community Survey Program Stakeholder Groups and Areas of Interest

Key ACS Stakeholder Groups	Area of Interest
The American People	A Representative and Accurate Census
Department of Commerce	Oversight and Administration
Office of Management and Budget	Oversight and Reporting
Government Accountability Office	Auditing and Reporting
Congress	Oversight, Funding, and Data Use for Policy-Making
National Advisory Committee	Advisory
Census Scientific Advisory Committee	Advisory
National, State, and Local Partners	Advisory
National Academy of Sciences	Consulting

It remains vitally important to continue to collect ACS data even during the year of the 2020 Census. While the 2020 Census will collect basic demographic data for the entire country, collecting the ACS data at the same time, from a much smaller sample of the country, will continue the uninterrupted delivery of the invaluable detailed demographic, social, economic, and housing data that are used by other Federal agencies, states, local governments, and businesses to make informed decisions.

Mail and Internet Response Data (\$40,875 BA/Obl., 315 FTE/347 Pos.)

This activity covers printing, mailing (initial and second), and data capture for a multiple mail approach to mailable addresses selected for the survey across every county in the U.S. Additionally, respondents are offered an option to respond to the ACS survey via the Internet.

Computer-Assisted Personal Interview Response Data (\$110,005 BA/Obl., 1,168 FTE/2,507 Pos.)

Field Representatives (FRs) across every county and tribal government area in the U.S., attempt to personally contact households that have failed to respond to the ACS by mail, Internet or telephone (respond via calling the Census Bureau's toll-free number). Costs include salaries for field and regional office staff, mileage and other travel expenses, and quality control.

Puerto Rico Response Data (\$2,982 BA/Obl., 26 FTE/55 Pos.)

This activity covers all activities for data collection, including printing and mailing to addresses across the 78 county-equivalent areas in Puerto Rico. Data are collected via forms mailed in by households selected for the sample and via telephone interviews for those who wish to respond via calling the Census Bureau's toll-free number. For households that do not respond by mail or telephone, personal visit nonresponse follow-up interviews are conducted by FRs. All interviewing and responses through the Telephone Questionnaire Assistance System are provided in Spanish. The survey is called the Puerto Rico Community Survey to avoid confusion and improve response.

Group Quarter Response Data (\$13,358 BA/Obl., 168 FTE/316 Pos.)

This activity covers the ongoing collection of data from persons from a representative sample of Group Quarters (GQs) spread across the U.S. and Puerto Rico over the entire year. Costs are for field staff, regional office staff, travel, mileage, and quality control.

IT Infrastructure (\$8,401 BA/Obl., 4 FTE/4 Pos.)

This activity funds maintenance, repair, and ongoing replacement charges for laptops used in the field. Funds also cover data storage, hardware upgrades, and maintenance of computer equipment needed for the data processing activities.

Data Processing and Review (\$8,142 BA/Obl., 34 FTE/37 Pos.)

This activity covers all data processing activities and review of output to make certain the data are correct. It includes all the computer programming required for the control system processing, and calculation of variances. It also includes review of these operations to ensure that the editing and weighting are done correctly.

Published Data (\$17,895 BA/Obl., 104 FTE/115 Pos.)

This activity includes developing all specifications and completing all computer processing, including statistical weighting and disclosure avoidance processing, to create data tabulations and data products for one- and five-year estimates. The data products cover all of the detailed characteristics collected in the ACS, such as income, poverty, educational attainment, migration, journey to work, and so forth. The products include tables, rankings, profiles and public use microdata sample files. The data will be disseminated electronically on the Census Bureau's website (www.census.gov).

Communications (\$4,840 BA/Obl., 26 FTE/30 Pos.)

This activity provides funding for support of the Census Bureau advisory committees that provide advice to improve all aspects of the ACS, coordination and representation for the ACS program at events across the country, and for production of various informational and educational materials. Operational assistance, technical consultations, training, responses to a wide variety of data user needs and requests, managing and updating content on the ACS website, disposition of information to the National Archives and Records Administration, and support for contracts to develop improved communication and training methods are also conducted in this activity.

Program Management (\$5,066 BA/Obl., 19 FTE/19 Pos.)

This activity includes the development and implementation of program management processes for the ACS, which includes document, schedule, risk, change control, and portfolio management as well as the development of agreements and budget activities for reimbursable projects. This activity funds the development of schedules for all ACS operations (frame/sample, data collection, processing, dissemination, and research), ensuring that key products are produced on time.

Survey Engineering, Test, and Evaluation (\$8,015 BA/Obl., 44 FTE/45 Pos.)

This activity provides funding for testing, and evaluating the ACS, aimed at improving overall data quality, achieving survey efficiencies, and developing and improving questionnaire content and related data collection materials.

Frame and Sample (\$2,566 BA/Obl., 13 FTE/15 Pos.)

This activity includes the development and maintenance of the universe of the household addresses that will form the survey frame used to create the sample. Funding also allows for the creation and maintenance of the 3.5 million household sample.

**Department of Commerce
U. S. Census Bureau
Periodic Censuses and Programs
PROGRAM CHANGES FOR 2020**
(Dollar amounts in thousands)

		2020 Base		2020 Estimate		Increase/Decrease from 2020 Base	
		Personnel	Amount	Personnel	Amount	Personnel	Amount
American Community Survey	Pos./BA	3,490	\$222,145	3,490	\$218,000	(0)	(\$4,145)
	FTE/Obl.	1,921	222,145	1,868	218,000	(53)	(4,145)

American Community Survey (-\$4,145, -53 FTE/0 Positions) –The American Community Survey (ACS) has a goal to collect and provide vital and timely information on a yearly basis about our Nation and its people as it helps local officials, community leaders, and businesses understand the changes taking place in their communities. Information from the survey generates data that help determine how more than \$675 billion in Federal and state funds are distributed each year as the premier source for detailed population and housing information about our Nation.

The Census Bureau will continue researching and implementing methods to improve operational efficiencies to control the cost of the survey, including the curtailment of field staff hours for non-response follow-up visits. While this may impact the quality of ACS data for lower levels of geography, it will allow the program to continue mailing ACS forms to the entire sample of approximately 3.5 million households and continue releasing data annually.

This program supports the Department’s Strategic Objective 4.2 to “Provide accurate data to support economic activity.” The ACS program has two main annual Performance Measures as shown below. Because the ACS data releases are highly critical to local, Federal, as well as national users, the requested program change in funding will not affect the ACS data release schedule each year. The performance measures will continue to be completed with or without the change.

Performance Measures

The table below shows the impact of the program change on performance measures. The performance targets reflect the proposed funding level in the FY 2020 budget.

Performance Measure:	FY 2020 Target	FY 2021 Target	FY 2022 Target	FY 2023 Target	FY 2024 Target
With Change	1) 1-year data release September 2020. 2) 5-year data release December 2019.	1) 1-year data release September 2021. 2) 5-year data release December 2020.	1) 1-year data release September 2022. 2) 5-year data release December 2021.	1) 1-year data release September 2023. 2) 5-year data release December 2022.	1) 1-year data release September 2024. 2) 5-year data release December 2023.
Without Change	1) 1-year data release September 2020. 2) 5-year data release December 2019.	1) 1-year data release September 2021. 2) 5-year data release December 2020.	1) 1-year data release September 2022. 2) 5-year data release December 2021.	1) 1-year data release September 2023. 2) 5-year data release December 2022.	1) 1-year data release September 2024. 2) 5-year data release December 2023.

Department of Commerce
U.S. Census Bureau
Periodic Censuses and Programs
PROGRAM CHANGE DETAIL BY OBJECT CLASS
(Direct Obligations amounts in thousands)

Activity: Demographic Statistics
Subactivity: Decennial Census
Program Change: American Community Survey

Object Class	2018 Actual	2019 Enacted	2020 Base	2020 Estimate	Increase/Decrease from 2020 Base
11.1	\$57,477	\$59,242	\$59,765	\$59,765	\$0
11.3	36,207	46,081	46,482	44,877	(1,605)
11.5	3,033	1,197	1,197	1,197	0
11.8	0	0	0	0	0
11.9	96,717	106,520	107,444	105,839	(1,605)
12.1	31,444	28,707	32,018	31,543	(475)
13	1,374	200	200	200	0
21	15,368	14,578	15,330	14,938	(392)
22	1,060	863	863	863	0
23.1	6,133	6,342	6,469	6,469	0
23.2	162	210	210	210	0
23.3	12,334	11,529	11,960	11,960	0
24	2,858	4,207	4,207	4,207	0
25.1	8,912	8,252	8,252	8,252	0
25.2	4,879	6,889	2,919	2,919	0
25.3	7,207	6,514	6,729	6,729	0
25.4	2,467	2,188	2,188	2,188	0
25.5	50	164	164	164	0
25.6	0	0	0	0	0
25.7	14,712	21,277	21,277	19,604	(1,673)
25.8	636	585	585	585	0
26	1,172	436	436	436	0
31	4,141	894	894	894	0
32	0	0	0	0	0
33	0	0	0	0	0
41	0	0	0	0	0
42	2	0	0	0	0
43	4	0	0	0	0
44	0	0	0	0	0
92	0	0	0	0	0
99.9	211,632	220,355	222,145	218,000	(4,145)

Department of Commerce
U.S. Census Bureau
Periodic Censuses and Programs
Demographic Statistics Programs/Decennial Census/American Community Survey
SELECT ACTIVITIES BY OBJECT CLASS
 (Dollar amounts in thousands)

Object Class	2018 Actual	2019 Enacted	2020 Base	2020 Estimate	Increase/Decrease from 2020 Base
11.1 Full-time permanent	\$57,477	\$59,242	\$59,765	\$59,765	\$0
11.3 Other than full-time permanent	36,207	46,081	46,482	44,877	(1,605)
11.5 Other personnel compensation	3,033	1,197	1,197	1,197	0
11.8 Special personnel services payments	0	0	0	0	0
11.9 Total personnel compensation	96,717	106,520	107,444	105,839	(1,605)
12.1 Civilian personnel benefits	31,444	28,707	32,018	31,543	(475)
13 Benefits for former personnel	1,374	200	200	200	0
21 Travel and transportation of persons	15,368	14,578	15,330	14,938	(392)
22 Transportation of things	1,060	863	863	863	0
23.1 Rental payments to GSA	6,133	6,342	6,469	6,469	0
23.2 Rental payments to others	162	210	210	210	0
23.3 Communication, utilities, misc. charges	12,334	11,529	11,960	11,960	0
24 Printing and reproduction	2,858	4,207	4,207	4,207	0
25.1 Advisory and assistance services	8,912	8,252	8,252	8,252	0
25.2 Other services from non-Federal sources	4,879	6,889	2,919	2,919	0
25.3 Other goods and services from Federal sources	7,207	6,514	6,729	6,729	0
25.4 Operation & maintenance of facilities	2,467	2,188	2,188	2,188	0
25.5 Research & development contracts	50	164	164	164	0
25.6 Medical Care	0	0	0	0	0
25.7 Operation & maintenance of equipment	14,712	21,277	21,277	19,604	(1,673)
25.8 Subsistence & support of persons	636	585	585	585	0
26 Supplies and materials	1,172	436	436	436	0
31 Equipment	4,141	894	894	894	0

Exhibit 16A

Object Class		2018 Actual	2019 Enacted	2020 Base	2020 Estimate	Increase/Decrease from 2020 Base
32	Lands and structures	0	0	0	0	0
33	Investments and loans	0	0	0	0	0
41	Grants, subsidies and contributions	0	0	0	0	0
42	Insurance claims and indemnities	2	0	0	0	0
43	Interest and dividends	4	0	0	0	0
44	Refunds	0	0	0	0	0
92	Contingency	0	0	0	0	0
99.9	Total obligations	211,632	220,355	222,145	218,000	(4,145)
	Less prior year recoveries	(367)	(4,978)	0	0	0
	Unobligated balance, start of year	(1,618)	(3,970)	0	0	0
	Refund	(121)	0	0	0	0
	Unobligated balance, expiring	73	0	0	0	0
	Unobligated balance, end of year	3,970	0	0	0	0
	Unobligated balance, rescinded	0	0	0	0	0
	Less prior year unobligated balance	0	0	0	0	0
	Total Budget Authority	213,569	211,407	222,145	218,000	(4,145)
Personnel Data						
Full-time Equivalent Employment:						
	Full-time permanent	737	749	749	749	0
	Other than full-time permanent	1,020	1,172	1,172	1,119	(53)
	Total	1,757	1,921	1,921	1,868	(53)
Authorized Positions:						
	Full-time permanent	864	862	862	862	0
	Other than full-time permanent	2,616	2,628	2,628	2,628	0
	Total	3,480	3,490	3,490	3,490	0

Department of Commerce
U.S. Census Bureau
Periodic Censuses and Programs
PROGRAM AND PERFORMANCE: DIRECT OBLIGATIONS
(Dollar amounts in thousands)

Activity: Geographic Support
Subactivity: Geographic Support

Line Item	2018 Actual		2019 Enacted		2020 Base		2020 Estimate		Increase/Decrease from 2020 Base		
	Personnel	Amount	Personnel	Amount	Personnel	Amount	Personnel	Amount	Personnel	Amount	
Geographic Support	Pos./BA	332	\$58,962	308	\$59,725	308	\$61,164	308	\$61,164	0	\$0
	FTE/Obl.	256	56,573	303	62,911	303	61,164	303	61,164	0	0
Total	Pos./BA	332	58,962	308	59,725	308	61,164	308	61,164	0	0
	FTE/Obl.	256	56,573	303	62,911	303	61,164	303	61,164	0	0

Department of Commerce
U.S. Census Bureau
Periodic Censuses and Programs
JUSTIFICATION OF PROGRAM AND PERFORMANCE
(Dollar amounts in thousands)

Activity: Geographic Support
Subactivity: Geographic Support

Goal Statement

The Geographic Support (GS) Program is an integrated program that aims to provide the most current, accurate, and complete address, feature, imagery and boundary data to the Census Bureau's customers and data users, and so provides the geographic foundation for every economic and social data product produced by the Census Bureau. This program supports the Department's Strategic Objective 4.1, to "Conduct a Complete and Accurate Decennial Census."

Base Program

The GS budget is organized into one budget program with the same name under the Periodic Censuses and Program account.

Statement of Operating Objectives

The GS program provides the address lists, management of multiple geographic areas, geospatial data products, and processing systems that support the geographic requirements of all Census Bureau programs, as well as governments and businesses that use Census Bureau geographic data. This allows for the sharing and use of cutting-edge, scientific understanding of technical, economic, social and environmental systems, and is critical to achieving the Department of Commerce's Strategic Data Goal.

Explanation and Justification

		2018 Actual		2019 Enacted		2020 Base	
		Personnel	Amount	Personnel	Amount	Personnel	Amount
Maintaining Census Bureau Geographic Data	Pos./BA	176	\$36,785	166	\$36,139	166	\$37,009
	FTE/Obl.	139	35,581	157	37,962	157	37,009
Continually Updating the Geographic Frame	Pos./BA	56	8,619	48	9,405	48	9,632
	FTE/Obl.	42	8,425	55	9,609	55	9,632
Updating and Maintaining Government-Unit Boundaries and Names	Pos./BA	100	13,558	94	14,181	94	14,523
	FTE/Obl.	75	12,567	91	15,340	91	14,523
Total	Pos./BA	332	58,962	308	59,725	308	61,164
	FTE/Obl.	256	56,573	303	62,911	303	61,164

The GS program supports all Census Bureau programs through the provision of up to date geographic data that underpin nearly all of the data that the Census Bureau collects and disseminates. In FY 2020, in addition to supporting the current needs of the program, the GS program will continue to work in partnership with the 2020 Census to ensure that the Census Bureau meets its constitutional mandate to provide data for apportionment, redistricting at the Federal, state, and local levels, and detailed information on the population that are the basis for the distribution of hundreds of billions of dollars each year.

The GS program does this through the collection, analysis, and dissemination of geospatial data collected from Federal, state, and local partners, through constant updates to the Census Bureau’s address lists via in-office address canvassing, and through geocoding that information to the correct spatial locations. More information can be found in the detailed descriptions of major activities that appear below.

The GS program is vital to the statistical data that the Census Bureau, and numerous other Federal agencies produce. The program is also one of the lead agencies supporting the Federal Government’s needs for geographic data for purposes of national defense, environmental protection, first response, and the administration of numerous Federal programs. Over the last several years, the program has implemented the in-office address canvassing operation described in more detail below, which has incorporated the use of new technologies and methods to review the address list for the entire Nation – the most comprehensive update of address list and map feature data ever between Censuses.

Major activities of the GS program include:

Maintaining Census Bureau Geographic Data (\$37,009 BA/Obl., 157 FTE/166 Pos.)

The Geographic Support Program provides address lists, geographic partnerships with all levels of government, management of multiple geographic areas, maps, and address and geographic reference files that are needed to meet the geographic requirements of all Census Bureau programs. This includes the Economic Census, the Current Demographic Statistics program, the Intercensal Demographic Estimates program, the American Community Survey (ACS), and the 2020 Census. The Geographic Support Program maintains the Master Address File/Topologically Integrated Geographic Encoding and Referencing (MAF/TIGER) System. This integrated IT system consists of a processing environment (hardware and software); the MAF/TIGER Database that contains address, feature, imagery, and boundary data; and the applications necessary to update, maintain, and create all geographic products. These products are vital to data users, including governmental organizations, businesses, and the public who use Census Bureau data produced at all geographic levels to make resource allocations and investment decisions. The program provides the geographic foundation for every economic and social data product produced by the Census Bureau.

Incorporation of satellite and aerial imagery into existing programs will continue. A review of the state of geospatial technology by independent experts conducted for the Census Bureau earlier in the decade identified imagery as the most cost-effective and viable source for monitoring change. The ability to automatically extract roads from imagery and source files in FY 2020 would lessen the need for continued large-scale clerical data capture, and nearly eliminate the need for extensive road collection in the field as part of any 2020 Census operation. In addition to the expanded use of imagery within production operations, the Geographic Support Program will refresh the existing inventory of imagery with newer vintages where available from local governments. This expansion in the volume of imagery requires additional data storage space.

Continually Updating the Geographic Frame (\$9,632 BA/Obl., 55 FTE/48 Pos.)

Beginning in FY 2011, the Census Bureau began an effort to augment the Geographic Support Program through the continual updating of spatial, address, and imagery data using existing, high-quality data provided by tribal, Federal, state, and local government partners. Automated methods are used for updating existing data with the newly acquired data, and introduces a method to quantitatively evaluate the data. In order to successfully acquire this data, partnerships are established and maintained with Federal agencies, as well as tribal, state, and local governments. Business relationships are established with commercial entities when appropriate. The work included in this sub-program element demonstrates the ability to maintain the quality of address and geospatial data required to support a reengineered, rather than a full In-Field Address Canvassing operation for the 2020 Census, as well as the annual geospatial data update needs of the ACS. The Geographic Support Program completed a first cycle of outreach and update to local governments representing the entire Nation in FY 2017. For FY 2020, the program focuses on identifying, contacting, and acquiring new spatial, address and imagery data from those local governments that demonstrate significant growth or decline in housing units prior to 2020 Census enumeration operations. This potential growth or decline in the number of housing units is suggested by various change detection processes available to the program, including the results of the In-Office Address Canvassing Interactive Review process, as well as 'triggers' that include information about housing construction starts and building

permits provided by local governments. Maintaining the national universe of group quarters (GQs) requires a focused effort by the Geographic Support Program. For the 2020 Census, it is necessary to know which housing units are considered GQs, which are places – often institutional – where unrelated adults live together (e.g., college dormitory, military barracks). The data collected through our partnerships in FY 2020, will ensure the most complete and accurate geographic frame for Census Bureau products.

Additional information may be found at the following website:

- <https://www.census.gov/geo/partnerships/>

Per the Office of Management and Budget Circular A-16, the Census Bureau is the lead Federal agency responsible for data about governmental units and administrative and statistical boundaries. In addition, the Census Bureau is also the co-lead Federal agency responsible for addresses, in partnership with the Department of Transportation. The Census Bureau's boundary and address data steward responsibilities and coordination activities are monitored by the Federal Geographic Data Committee (FGDC), and include regular updating of governmental unit boundaries, guidance to local governments on address management best practices, and contributing boundary data to the National Spatial Data Infrastructure (NSDI). The Geographic Support Program enables the Census Bureau to provide the applications and data necessary to support and maintain the NSDI, as required by Circular A-16 and the FGDC. This program supports the FGDC's Geospatial Line of Business for the production, maintenance, and use of geospatial data across the Federal Government. The program also supports GeoPlatform.gov and Data.gov, which are Federal web-based portals that serve as a public gateway to updated geospatial information and data. Additionally, funding from the program contributes to the maintenance of the American National Standards Institute geographic area codes for states, counties, metropolitan, micropolitan, and other geographic areas. Boundary changes, updated geographic codes, and names acquired through the Boundary and Annexation Survey (BAS) are provided to the U.S. Geological Survey's (USGS) Geographic Names Information System and The National Map (TNM). The Geographic Support Program provides an ongoing, cooperative data exchange of the Census Bureau's MAF/TIGER boundaries and roads for use in the USGS' TNM and U.S. Topo map product. The program also provides enterprise coordination for the Census Bureau's partnership with the USPS, ensuring that collaboration on mailing, data product usage, and workforce services is documented and managed.

Additional information about these programs may be found at the following websites:

- National Spatial Data Infrastructure: <https://www.fgdc.gov/nsdi/nsdi.html>
- Geospatial Platform: <https://www.geoplatform.gov/>
- Government Units Theme: <https://communities.geoplatform.gov/ngda-govunits/>
- U.S. Government's open data: <http://www.data.gov/>
- Address Theme: <https://communities.geoplatform.gov/ngda-address/>

Updating and Maintaining Government-Unit Boundaries and Names (\$14,523 BA/Obl., 91 FTE/94 Pos.)

Legal geographic area boundaries are updated through the BAS. The BAS has been conducted annually for over 40 years and is currently the only source of a nationally consistent inventory of governments, including legal status and boundary network. Local governments and other Federal agencies rely on products from the annual BAS as an authoritative national representation of current boundaries. Statistical programs within the Census Bureau depend on the BAS information to provide a geographic area foundation for reporting the results of the Decennial and Economic Censuses, the ACS, and to support the Population Estimates Program.

Additional information may be found at the following website:

- <https://www.census.gov/programs-surveys/bas.html>

Maintaining correct governmental boundaries and boundary-to-feature relationships is required to ensure that the population is correctly allocated to each jurisdiction. The U.S. population is accurately located on the digital map of the U.S. using an important computer process known as “geocoding.” Geocoding is the ability to assign the correct location (latitude and longitude) for each residential address. The Geographic Support Program will maintain robust internal and external web-based geocoding services that allow customers to obtain geographic information based on the location of an address. Internal customers have access to Title 13-protected geocodes based on precise MAF Structure Point locations for each address. External customers receive non-Title 13 geocodes for their addresses based on publicly-available address range information in the program’s TIGER/Line data product.

Additional information may be found at the following website:

- <https://www.census.gov/geo/maps-data/data/geocoder.html>

Department of Commerce
U.S. Census Bureau
Periodic Censuses and Programs
Geographic Support/Geographic Support/Geographic Support
SELECT ACTIVITIES BY OBJECT CLASS
 (Dollar amounts in thousands)

Object Class	2018 Actual	2019 Enacted	2020 Base	2020 Estimate	Increase/Decrease from 2020 Base
11.1 Full-time permanent	\$22,793	\$23,715	\$23,917	\$23,917	\$0
11.3 Other than full-time permanent	655	3,550	3,581	3,581	0
11.5 Other personnel compensation	709	435	435	435	0
11.8 Special personnel services payments	0	0	0	0	0
11.9 Total personnel compensation	24,157	27,700	27,933	27,933	0
12.1 Civilian personnel benefits	7,942	9,281	10,375	10,375	0
13 Benefits for former personnel	0	63	63	63	0
21 Travel and transportation of persons	421	493	493	493	0
22 Transportation of things	14	6	6	6	0
23.1 Rental payments to GSA	2,177	2,447	2,496	2,496	0
23.2 Rental payments to others	4	9	9	9	0
23.3 Communication, utilities, misc. charges	915	394	396	396	0
24 Printing and reproduction	12	11	11	11	0
25.1 Advisory and assistance services	10,613	13,389	10,203	10,203	0
25.2 Other services from non-Federal sources	1,363	786	786	786	0
25.3 Other goods and services from Federal sources	2,307	2,126	2,187	2,187	0
25.4 Operation & maintenance of facilities	765	815	815	815	0
25.5 Research & development contracts	16	49	49	49	0
25.6 Medical Care	0	0	0	0	0
25.7 Operation & maintenance of equipment	4,490	5,214	5,214	5,214	0
25.8 Subsistence & support of persons	8	6	6	6	0
26 Supplies and materials	291	103	103	103	0
31 Equipment	1,078	19	19	19	0

Exhibit 16A

Object Class	2018 Actual	2019 Enacted	2020 Base	2020 Estimate	Increase/Decrease from 2020 Base
32	0	0	0	0	0
33	0	0	0	0	0
41	0	0	0	0	0
42	0	0	0	0	0
43	0	0	0	0	0
44	0	0	0	0	0
92	0	0	0	0	0
99.9	56,573	62,911	61,164	61,164	0
Less prior year recoveries	(205)	0	0	0	0
Less unobligated balance, start of year	(670)	(3,186)	0	0	0
Refund	(6)	0	0	0	0
Unobligated balance, expiring	84	0	0	0	0
Unobligated balance, end of year	3,186	0	0	0	0
Unobligated balance, rescinded	0	0	0	0	0
Less prior year unobligated balance	0	0	0	0	0
Total Budget Authority	58,962	59,725	61,164	61,164	0
Personnel Data					
Full-time Equivalent Employment:					
Full-time permanent	248	258	258	258	0
Other than full-time permanent	8	45	45	45	0
Total	256	303	303	303	0
Authorized Positions:					
Full-time permanent	284	262	262	262	0
Other than full-time permanent	48	46	46	46	0
Total	332	308	308	308	0

**Department of Commerce
U.S. Census Bureau
Periodic Censuses and Programs
PROGRAM AND PERFORMANCE: DIRECT OBLIGATIONS**
(Dollar amounts in thousands)

Activity: Enterprise Data Collection and Dissemination Systems
Subactivity: Enterprise Data Collection and Dissemination Systems

Line Item		2018 Actual		2019 Enacted		2020 Base		2020 Estimate		Increase/Decrease from 2020 Base	
		Personnel	Amount	Personnel	Amount	Personnel	Amount	Personnel	Amount	Personnel	Amount
Administrative Records Clearinghouse	Pos./BA	18	\$4,465	21	\$4,524	21	\$4,647	21	\$4,647	0	\$0
	FTE/Obl.	17	4,141	21	5,310	21	4,647	21	4,647	0	0
Census Personnel and Employment Check Systems	Pos./BA	31	12,882	26	13,081	26	13,220	26	13,220	0	0
	FTE/Obl.	28	13,361	22	13,765	22	13,220	22	13,220	0	0
Center for Enterprise Dissemination Services and Consumer Innovation	Pos./BA	103	39,501	135	56,813	135	57,478	257	64,875	122	7,397
	FTE/Obl.	76	39,795	119	58,013	119	57,478	210	64,875	91	7,397
Census Enterprise Data Collection and Processing	Pos./BA	37	7,618	267	78,839	267	80,022	152	83,250	(115)	3,228
	FTE/Obl.	23	6,742	254	79,929	254	80,022	144	83,250	(110)	3,228
Total	Pos./BA	189	64,466	449	153,257	449	155,367	456	165,992	7	10,625
	FTE/Obl.	144	64,039	416	157,017	416	155,367	397	165,992	(19)	10,625

**Department of Commerce
U.S. Census Bureau
Periodic Censuses and Programs
JUSTIFICATION OF PROGRAM AND PERFORMANCE**
(Dollar amounts in thousands)

Activity: Enterprise Data Collection and Dissemination Systems
Subactivity: Enterprise Data Collection and Dissemination Systems

Goal Statement

The goal of the Enterprise Data Collection and Dissemination Systems (EDCaDS) program is to provide for large cyclical systems that must be scaled for peak operations for the Decennial Census, the Economic Census, and the Census of Governments. This program supports the Department's Strategic Objectives 4.1 to "Conduct a complete and accurate Decennial Census, and 4.2 to "Provide accurate data to support economic activity."

Base Program

EDCaDS includes Census Enterprise Data Collection and Processing Systems, Center for Enterprise Dissemination Services and Consumer Innovation, the Decennial Applicant Personnel and Payroll System, the system portion of the Census Hiring and Employment Check system, and the Administrative Records Clearinghouse.

Statement of Operating Objectives

The objective of the EDCaDS subactivity is to provide for large cyclical systems that must be scaled for peak operations for the 2020 Census, the Economic Census, and the Census of Governments. The requirements of these systems both in terms of scale and requirements change with each iteration of the large cyclical programs and the data that the programs disseminate. These systems directly support and are critical to the success of the 2020 Census.

Explanation and Justification

		2018 Actual		2019 Enacted		2020 Base	
		Personnel	Amount	Personnel	Amount	Personnel	Amount
Administrative Records Clearinghouse	Pos./BA	18	\$4,465	21	\$4,524	21	\$4,647
	FTE/Obl.	17	4,141	21	5,310	21	4,647

Administrative Records Clearinghouse (\$4,647 BA/Obl., 21 FTE/21 Pos.)

The Administrative Records Clearinghouse provides an infrastructure permitting timely and high quality program evaluation via the Federal Statistical Research Data Centers and other secure protocols approved by agencies contributing source data. This enables the strategic reuse of administrative data collected by government programs. The resulting data resources promote the Federal Statistical System’s mission of providing quality, unbiased data to support reasoned, disciplined decisions.

In FY 2020, the program continues to focus on developing new evidence-based projects and improvements to our administrative records infrastructure. Those improvements will be in the areas of data ingest and data quality assessment, and data inventories and metadata repositories. The program will expedite the acquisition of Federal and Federally-sponsored administrative data sources, improve data documentation and linkage techniques, and leverage and extend existing systems for governance, privacy protection, and secure access to these data.

This activity is accomplished with the following resources:

- a. Staff support to the development and maintenance of approximately 200 interagency agreements detailing the terms of data acquisition and/or joint statistical research through the use of administrative records data. The projects authorized under these agreements promote innovation and collaboration in the use of administrative records data.
- b. Staff and system support to the management of more than 10 evidence – based research projects.
- c. Staff and system support to developing new and innovative collaborative administrative records research projects.
- d. Staff support and continued improvements and enhancements to automate ingest, metadata production and data management systems. These staff and systems will:
 - i. Streamline the ingesting, processing, and provisioning of administrative records data.
 - ii. Provide quantitative and qualitative metrics about these data to form the basis for fitness for use assessments.

- iii. Improved and intuitive metadata repositories to aid in the discovery of administrative records for research purposes and to promote new and innovative uses for those data.

The Census Bureau’s Administrative Records infrastructure can provide powerful new insights and enable evidence-based decision making for program administrators and policy makers. The use of these data also provide critical support to the Census Bureau’s strategic plan to move away from collecting data through traditional sources such as surveys in order to improve timeliness, reduce burden, increase coverage, and save costs.

		2018 Actual		2019 Enacted		2020 Base	
		Personnel	Amount	Personnel	Amount	Personnel	Amount
Census Personnel and Employment Check Systems	Pos./BA	31	\$12,882	26	\$13,081	26	\$13,220
	FTE/Obl.	28	13,361	22	13,765	22	13,220

Census Personnel and Employment Check Systems (\$13,220 BA/Obl., 22 FTE/26 Pos.)

The Decennial Applicant, Personnel, and Payroll System (DAPPS) is a fully integrated human resources and payroll system that meets financial and regulatory reporting requirements for temporary decennial field staff. This web-based system supports the recruiting and applicant process, hiring of employees, processing personnel actions, paying decennial field employees, providing reports and outputs, and maintaining historical data. In FY 2020, DAPPS will focus on 2020 Census Non-Response Follow Up operation supporting activities that includes selection, hiring, training, and payroll for temporary decennial field staff. This activity provides critical support for the acquisition and management of the hundreds of thousands of temporary staff that will carry out the peak operations of the 2020 Census.

Census Hiring and Employment Check (CHEC) is a system in which background checks are performed for applicants to determine suitability and reliability for Federal work. Fingerprints or other identifying information is sent electronically to the Federal Bureau of Investigation through the Office of Personnel Management. Once results are received, results are reviewed and additional inquiries are conducted to determine the applicant’s suitability for employment at the Census Bureau. In FY 2020, CHEC will focus on activities that include background checks to determine suitability and reliability of applicants working on the 2020 Census Non-Response Follow Up operation. This activity provides critical support for the acquisition and management of the hundreds of thousands of temporary staff that will carry out the peak operations of the 2020 Census.

		2018 Actual		2019 Enacted		2020 Base	
		Personnel	Amount	Personnel	Amount	Personnel	Amount
Center for Enterprise Dissemination Services and Consumer Innovation	Pos./BA	103	\$39,501	135	\$56,813	135	\$57,478
	FTE/Obl.	76	39,795	119	58,013	119	57,478

Center for Enterprise Dissemination Services and Consumer Innovation (\$57,478 BA/Obl., 119 FTE/135 Pos.)

In keeping with the Federal Digital Strategy, the Census Bureau has set a goal to unlock the potential of the Census Bureau’s data and products to better meet the needs of the public. This budget request includes funding across the enterprise that would create new products enabling users, such as businesses, policy makers, and the American public, to make better data-driven decisions based on credible statistics, easy-to-use tools, and standardized data elements. Broad dissemination of the Census Bureau’s economic, demographic, housing data, and the analysis that comes with those releases, fuels the world’s largest economy; enables local planners to project future needs for public services; measures and helps assess the performance of government programs; and empowers individuals to innovate, create jobs, and launch new enterprises.

The Census Bureau has embarked upon a multiyear, innovative effort to transform and expand the dissemination of Census content. This effort empowers data users to find, to access, to connect, and to use data in ways that better the data users’ lives and communities, as well as stimulate economic invention and growth. To manage this effort, the Census Bureau has formed a new, collaborative Center for Enterprise Dissemination Services and Consumer Innovation (CEDSCI) with representation from multiple directorates. CEDSCI will set a course to reuse, re-engineer, and redeploy Census Bureau legacy dissemination systems into an integrated, shared-services platform. CEDSCI directly supports and is critical to the success of the 2020 Census.

In FY 2020, Census Bureau programs will continue to expand delivery of content to a single system that will deliver services for customers that include mapping, visualizations, and data mash-ups enabled across all data sets, including the American Community Survey, Economic Census, and 2020 Census. This activity is critical to dissemination of Census Bureau data in formats that are easily accessible to data users.

		2018 Actual		2019 Enacted		2020 Base	
		Personnel	Amount	Personnel	Amount	Personnel	Amount
Census Enterprise Data Collection and Processing	Pos./BA	37	\$7,618	267	\$78,839	267	\$80,022
	FTE/Obl.	23	6,742	254	79,929	254	80,022

Census Enterprise Data Collection and Processing (\$80,022 BA/Obl., 254 FTE/267 Pos.)

The Census Enterprise Data Collection and Processing (CEDCaP) program, started in FY 2015, creates an integrated and standardized enterprise suite of systems that offers shared data collection and processing services. This new standardized system will retire unique, survey-specific system and redundant capabilities and bring a greater portion of the Census Bureau's IT expenditure under a single, integrated, and centrally managed program. The priority of CEDCaP in FY 2020 is to provide enterprise data collection capabilities for the 2020 Census programs and to begin the planning for transitioning the CEDCaP solutions used for the 2020 Census to current surveys and the 2022 Economic Census.

The 2020 Census will be the first decennial census that will use the Internet as the primary self-response mode. Due to the importance of Internet Self-Response, the Census Bureau will remediate defects, bugs, and issues found during the 2018 End-to-End Census Test to ensure success of Internet Self-Response in 2020. The FY 2020 request continues consolidated funding for the CEDCaP program in the EDCaDS subactivity, except for the Decennial Scaleup portion which remains with the rest of the 2020 Census. This approach was first submitted with the FY 2019 budget submission. It allows greater transparency and simplified reporting for CEDCaP to stakeholders at the Department of Commerce, the Office of Management and Budget, and the Congress. FY 2020 investment in CEDCaP directly supports and is critical to the success of the 2020 Census.

Protecting the privacy of individuals' information is a core value of the Census Bureau and is integral to the Bureau's mission. As the Census Bureau develops strategies for CEDCaP, the focus is on cybersecurity and securing the data to protect individuals' privacy. To that end, the Census Bureau uses a layered defense strategy to protect data collected from respondents. The IT systems also adhere to all National Institute of Standards and Technology requirements and guidance as required under the Federal Information Security Management Act. Additionally, the Census Bureau manages cyber risks using the Department of Homeland Security Einstein program, which detects and blocks cyber attacks, and the Continuous Diagnostics and Mitigation program, which provides capabilities and tools to identify cybersecurity risks on a continuous basis.

The Census Bureau ultimately expects this initiative to garner savings by preventing the initiation of single-use survey specific systems that are retired upon completion of the 2020 Census. The Census Bureau will instead focus efforts on designing systems and applications that benefit the enterprise, thus allowing the Bureau to implement adaptive design methodology. CEDCaP is critical to the development of an enterprise data collection and processing infrastructure that can be used across the enterprise. After the 2020 Census, CEDCaP will continue reducing inefficiencies and redundancies by creating an enterprise-wide data collection shared service and application that provides the data processing and collection capabilities to meet requirements across the Census Bureau, including the 2020 Census.

Department of Commerce
U.S. Census Bureau
Periodic Censuses and Programs
PROGRAM CHANGES FOR 2020
(Dollar amounts in thousands)

		2020 Base		2020 Estimate		Increase/Decrease from 2020 Base	
		Personnel	Amount	Personnel	Amount	Personnel	Amount
Center for Enterprise Dissemination Services and Consumer Innovation	Pos./BA	135	\$57,478	257	\$64,875	122	\$7,397
	FTE/Obl.	119	57,478	210	64,875	91	7,397

Center for Enterprise Dissemination Services and Consumer Innovation (+\$7,397, +91 FTE/+122 Positions) – Software development in Center for Enterprise Dissemination Services and Consumer Innovation (CEDSCI) is organized into incremental improvements and frequent (4-6 per year) deployments. Data users benefit by seeing more frequent changes and continuous improvements versus waiting months or years for a single deployment with more robust capabilities. External data user feedback is incorporated into the requirements and development process.

The program has made a customer-driven decision to maintain the legacy data dissemination system in parallel with the new dissemination system to ensure high availability of Census data to users and to provide adequate time to transition data users to the new methods for retrieving data. Minimal funding will be dedicated to operation and maintenance of the legacy system in FY 2019 and 2020. This is a change compared to the FY 2019 budget and impacts performance measures published there. Funding in FY 2019 and FY 2020 will be used to hire teams of contractors who have expertise in backend database development and support, user interface development, GIS mapping, search, Application Programming Interface, user centered design, information engineering, and more. A robust team of Federal staff will be hired to manage requirements, to lead systems development, integration, and testing, to conduct dissemination operations, to drive and manage a robust research agenda and to ensure proper contractor oversight and for project and program management. The expansion of FTEs and contractor teams will begin in FY 2019 and grow in FY 2020. These funding levels assume data providers conform to evolving standards for data metadata and geography, and that the files and data products already have the appropriate methods of disclosure protection applied making them suitable for publication and dissemination.

Exhibit 13

In FY 2019 and FY 2020, the program will use logic and evidence-based criteria to begin the transition of the most often accessed datasets formerly published through American FactFinder (AFF) or other bureau dissemination systems to the new system. This is also a change from the commitment and performance measures published in the FY 2019 Budget. Moving datasets with this logic will allow the program to concentrate resources on the datasets with the greatest impact to data users. Users will get the data they access most often in the most modern and convenient methods. This transition during FY 2020 will require a hardware and infrastructure expansion to accommodate the increased volume and performance workload. FY 2020 will continue to be a large development effort to prepare for disseminating the unique and voluminous data products from the 2020 Census. This request represents a new focus to user-centric dissemination methods.

Performance Measures

The table below shows the impact of the program change on performance measures. The performance targets reflect the proposed funding level in the FY 2020 budget.

Performance Measure:	FY 2020 Target	FY 2021 Target	FY 2022 Target	FY 2023 Target	FY 2024 Target
With Change	Begin transition to the new dissemination system.	Disseminate 2020 Census production data.	Continue to transition highest demand datasets using evidence based criteria	TBD	TBD
Without Change	Delayed transition to the new dissemination system.	Delayed dissemination of 2020 Census production data.	Continue to transition highest demand datasets using evidence based criteria	TBD	TBD

**Department of Commerce
U.S. Census Bureau
Periodic Censuses and Programs
PROGRAM CHANGE PERSONNEL DETAIL**

Activity: Enterprise Data Collection and Dissemination Systems
 Subactivity: Enterprise Data Collection and Dissemination Systems
 Program Change: Center for Enterprise Dissemination Services and Consumer Innovation

Full-time permanent

Title	Grade	Number	Annual Salary	Total Salaries
IT Specialist	14	1	\$116,767	\$116,767
Program Analyst	13	1	98,812	98,812
Statistician	13	1	98,812	98,812
Statistician	12	6	83,097	498,582
IT Specialist	12	2	83,097	166,194
Program Analyst	12	2	83,097	166,194
IT Specialist	11	3	69,329	207,987
Program Analyst	11	3	69,329	207,987
Subtotal		19		1,561,335
Distributed share of staff for centralized services		9		695,041
Total		28		2,256,376
Less lapse	25.0%	(7)		(564,094)
Total full-time permanent (FTE)		21		1,692,282
2020 pay adjustment	0.00%			0
				1,692,282

Exhibit 14

Full-time temporary

<u>Title</u>	<u>Grade</u>	<u>Number</u>	<u>Annual Salary</u>	<u>Total Salaries</u>
Program Analyst	14	2	\$116,767	\$233,534
Statistician	14	1	116,767	116,767
IT Specialist	14	6	116,767	700,602
Program Analyst	13	4	98,812	395,248
Statistician	13	9	98,812	889,308
Computer Scientist	13	2	98,812	197,624
IT Specialist	13	9	98,812	889,308
Program Analyst	12	6	83,097	498,582
Statistician	12	9	83,097	747,873
IT Specialist	12	11	83,097	914,067
IT Specialist	11	4	69,329	277,316
Subtotal		<u>63</u>		<u>5,860,229</u>
Distributed share of staff for centralized services		<u>31</u>		<u>2,490,647</u>
Total		<u>94</u>		<u>8,350,876</u>
Less lapse	25.0%	<u>(24)</u>		<u>(2,087,719)</u>
Total full-time temporary (FTE)		<u>70</u>		<u>6,263,157</u>
2020 pay adjustment	0.00%			<u>0</u>
				<u>6,263,157</u>

Personnel Data Summary

Full-Time Equivalent Employment (FTE)

Full-time permanent	21
Full-time temporary	70
Part-time permanent	0
Part-time temporary	0
Intermittent	0
<hr/>	<hr/>
Total FTE	91

Authorized Positions

Full-time permanent	28
Full-time temporary	94
Part-time permanent	0
Part-time temporary	0
Intermittent	0
<hr/>	<hr/>
Total Positions	122

Department of Commerce
U.S. Census Bureau
Periodic Censuses and Programs
PROGRAM CHANGE DETAIL BY OBJECT CLASS
(Direct Obligations amounts in thousands)

Activity: Enterprise Data Collection and Dissemination Systems
Subactivity: Enterprise Data Collection and Dissemination Systems
Program Change: Center for Enterprise Dissemination Services and Consumer Innovation

	Object Class	2018 Actual	2019 Enacted	2020 Base	2020 Estimate	Increase/Decrease from 2020 Base
11.1	Full-time permanent	\$7,566	\$11,195	\$11,262	\$12,954	\$1,692
11.3	Other than full-time permanent	262	864	868	7,131	6,263
11.5	Other personnel compensation	104	87	87	244	157
11.8	Special personnel services payments	0	0	0	0	0
11.9	Total personnel compensation	7,932	12,146	12,217	20,329	8,112
12.1	Civilian personnel benefits	2,590	4,206	4,688	6,593	1,905
13	Benefits for former personnel	0	59	59	71	12
21	Travel and transportation of persons	66	169	169	242	73
22	Transportation of things	0	0	0	2	2
23.1	Rental payments to GSA	502	792	808	555	(253)
23.2	Rental payments to others	0	0	0	0	0
23.3	Commun., util., misc. charges	753	20	20	39	19
24	Printing and reproduction	4	8	8	7	(1)
25.1	Advisory and assistance services	1,164	15,465	15,465	2,005	(13,460)
25.2	Other services	19,970	12,189	10,989	25,308	14,319
25.3	Purchases of goods and services from gov't accts.	1,682	2,280	2,376	2,679	303
25.4	Operation and maintenance of facilities	304	414	414	128	(286)
25.5	Research and development contracts	11	46	46	17	(29)
25.6	Medical care	0	0	0	0	0
25.7	Operation and maintenance of equipment	3,892	4,284	4,284	6,147	1,863
25.8	Subsistence and support of persons	5	0	0	1	1
26	Supplies and materials	222	11	11	86	75
31	Equipment	698	5,924	5,924	666	(5,258)
32	Lands and structures	0	0	0	0	0
33	Investments and loans	0	0	0	0	0
41	Grants, subsidies and contributions	0	0	0	0	0
42	Insurance claims and indemnities	0	0	0	0	0
43	Interest and dividends	0	0	0	0	0
44	Refunds	0	0	0	0	0
92	Contingency	0	0	0	0	0
99.9	Total obligations	39,795	58,013	57,478	64,875	7,397

Department of Commerce
U.S. Census Bureau
Periodic Censuses and Programs
Enterprise Data Collection and Dissemination Systems/Enterprise Data Collection and Dissemination Systems/Center for Enterprise
Dissemination Services and Consumer Innovation
SELECT ACTIVITIES BY OBJECT CLASS
(Dollar amounts in thousands)

Object Class	2018 Actual	2019 Enacted	2020 Base	2020 Estimate	Increase/Decrease from 2020 Base
11.1 Full-time permanent	\$7,566	\$11,195	\$11,262	\$12,954	\$1,692
11.3 Other than full-time permanent	262	864	868	7,131	6,263
11.5 Other personnel compensation	104	87	87	244	157
11.8 Special personnel services payments	0	0	0	0	0
11.9 Total personnel compensation	7,932	12,146	12,217	20,329	8,112
12.1 Civilian personnel benefits	2,590	4,206	4,688	6,593	1,905
13 Benefits for former personnel	0	59	59	71	12
21 Travel and transportation of persons	66	169	169	242	73
22 Transportation of things	0	0	0	2	2
23.1 Rental payments to GSA	502	792	808	555	(253)
23.2 Rental payments to others	0	0	0	0	0
23.3 Communication, utilities, misc. charges	753	20	20	39	19
24 Printing and reproduction	4	8	8	7	(1)
25.1 Advisory and assistance services	1,164	15,465	15,465	2,005	(13,460)
25.2 Other services from non-Federal sources	19,970	12,189	10,989	25,308	14,319
25.3 Other goods and services from Federal sources	1,682	2,280	2,376	2,679	303
25.4 Operation & maintenance of facilities	304	414	414	128	(286)
25.5 Research & development contracts	11	46	46	17	(29)
25.6 Medical Care	0	0	0	0	0
25.7 Operation & maintenance of equipment	3,892	4,284	4,284	6,147	1,863
25.8 Subsistence & support of persons	5	0	0	1	1
26 Supplies and materials	222	11	11	86	75
31 Equipment	698	5,924	5,924	666	(5,258)

Exhibit 16A

Object Class	2018 Actual	2019 Enacted	2020 Base	2020 Estimate	Increase/Decrease from 2020 Base
32	0	0	0	0	0
33	0	0	0	0	0
41	0	0	0	0	0
42	0	0	0	0	0
43	0	0	0	0	0
44	0	0	0	0	0
92	0	0	0	0	0
99.9	39,795	58,013	57,478	64,875	7,397
Less prior year recoveries	(4)	0	0	0	0
Unobligated balance, start of year	(1,502)	(1,200)	0	0	0
Refund	0	0	0	0	0
Unobligated balance, expiring	12	0	0	0	0
Unobligated balance, end of year	1,200	0	0	0	0
Unobligated balance, rescinded	0	0	0	0	0
Less prior year unobligated balance	0	0	0	0	0
Total Budget Authority	39,501	56,813	57,478	64,875	7,397
Personnel Data					
Full-time Equivalent Employment:					
Full-time permanent	73	107	107	128	21
Other than full-time permanent	3	12	12	82	70
Total	76	119	119	210	91
Authorized Positions:					
Full-time permanent	93	119	119	147	28
Other than full-time permanent	10	16	16	110	94
Total	103	135	135	257	122

Department of Commerce
U.S. Census Bureau
Periodic Censuses and Programs
PROGRAM CHANGES FOR 2020
(Dollar amounts in thousands)

		2020 Base		2020 Estimate		Increase/Decrease from 2020 Base	
		Personnel	Amount	Personnel	Amount	Personnel	Amount
Census Enterprise Data	Pos./BA	267	\$80,022	152	\$83,250	(115)	\$3,228
Collection and Processing	FTE/Obl.	254	80,022	144	83,250	(110)	3,228

Census Enterprise Data Collection and Processing (+\$3,228, -110 FTE/-115 Positions)¹ - A successful 2020 Census depends on full funding of the Census Enterprise Data Collection and Processing (CEDCaP) initiative because the 2020 Census cannot conduct data collection and processing without these systems. Timing and delivery of the CEDCaP components are sequenced to ensure readiness for use by the 2020 Census. CEDCaP provides the data collection capabilities needed by the 2020 Census program and ultimately the enterprise to obtain census and survey data from respondents. For the 2020 Census, the CEDCaP systems will run on an infrastructure provided by the 2020 Census Technical Integrator. The systems are being delivered following the 2020 Census program management and systems engineering processes.

CEDCaP will deploy to production the following capabilities critical to data collection activities for the 2020 Census in FY 2020:

- Paper Data Capture – provides the core system that allows the Census Bureau to scan and capture data off paper forms sent in from the public. The facilities, staff and infrastructure for paper capture are provided by the 2020 Census.
- Platform Implementation – utilizes a COTS product for the Enterprise Census and Systems Enabling platform that includes Internet Self Response (ISR), Operational Control System (Field OCS and Survey OCS) and Enumeration (ENUM) applications.
 - Internet Self Response – will allow the public to respond to the 2020 Census via the internet. Census Questionnaire Assistance (CQA) agents will also use the ISR to obtain data from respondents who contact a call center to answer the Census (inbound calling) and use the ISR to contact respondents for a coverage improvement operation (outbound calling).
 - Operational Control – provides the workload control for all 2020 Census operations.

¹ Development of CEDCaP capabilities is funded by the Enterprise Data Collection and Dissemination Systems (EDCaDS), while the scaling of systems for 2020 Census operational workloads is funded in the 2020 Census program.

- Enumeration – provides the application that will be used by field staff for nonresponse follow up operations, both initial interviews and reinterviews for quality control. Will also be used CQA agents for outbound reinterview calls.
- Adaptive Survey Design – This provides the modeling capability for re-engineering censuses and surveys. The objective of this capability is to increase census and survey efficiency by an enterprise-wide family of tools that enable the use of empirical data to facilitate intelligent business decisions prior to and during data collection. The provision of this capability is especially critical to cost savings on the 2020 Census by improving methods of managing survey and Census work to conduct data collection faster, cheaper, and better.

In FY 2020, the program will resolve the appropriate technical issues discovered during testing in preparation for the 2020 Census operations; deliver capabilities to support self-response and field data collection for the 2020 Census; and begin planning for the transitioning of CEDCaP capabilities used to the current surveys and the 2022 Economic Census.

Overview of Major Activities and Resources

The table below contains the budget resources for each CEDCaP system, funded in the EDCaDS program for FY 2020.

System	Activity	FY 2020 Estimate
Survey Response Processing	Systems are in production for 2020 Census peak operations.	\$3,513
Scanning Data Capture from Paper	Systems are in production for 2020 Census peak operations.	4,208
Platform Implementation Team	Systems are in production for 2020 Census peak operations.	42,023
Adaptive Survey Design	Systems are in production for 2020 Census peak operations.	9,045
Program Management	Includes IT program managers and staff to ensure systems readiness for the 2020 Census.	24,461
CEDCaP Total		83,250
Scale-Up*	Systems are in production for 2020 Census peak operations.	76,605

*Non-add. This activity is funded within the 2020 Census PPA.

Performance Measures

The table below shows the impact of the program change on performance measures. The performance targets reflect the proposed funding level in the FY 2019 and FY 2020 budgets.

Performance Measure:	FY 2020 Target	FY 2021 Target	FY 2022 Target	FY 2023 Target	FY 2024 Target
With Change	Deploy CEDCaP systems in support of peak 2020 Census operations.	Conduct transition planning for Current Surveys.	TBD	TBD	TBD
Without Change	The program will not be able to deliver key capabilities for the 2020 Census.	1) The program anticipates high-cost single-use systems. 2) The Census Bureau's programs will need to continue a siloed approach to Economic and Demographic system development for the 2022 Economic Census and ongoing Current Surveys.	TBD	TBD	TBD

**Department of Commerce
U.S. Census Bureau
Periodic Censuses and Programs
PROGRAM CHANGE PERSONNEL DETAIL**

Activity: Enterprise Data Collection and Dissemination Systems
 Subactivity: Enterprise Data Collection and Dissemination Systems
 Program Change: Census Enterprise Data Collection and Processing

Full-time permanent

<u>Title</u>	<u>Grade</u>	<u>Number</u>	<u>Annual Salary</u>	<u>Total Salaries</u>
Program Analyst	14	(6)	\$124,552	(\$747,312)
Mathematical Statistician	14	(1)	124,552	(124,552)
Survey Statistician	14	(5)	124,552	(622,760)
Program Analyst	13	(13)	102,107	(1,327,391)
IT Specialist	13	(30)	102,107	(3,063,210)
Mathematical Statistician	13	(8)	102,107	(816,856)
Survey Statistician	13	(5)	102,107	(510,535)
IT Specialist	12	(11)	88,637	(975,007)
Survey Statistician	12	(2)	88,637	(177,274)
Mathematical Statistician	12	(3)	88,637	(265,911)
Computer Scientist	12	(1)	88,637	(88,637)
IT Specialist	11	(14)	73,952	(1,035,328)
Program Analyst	11	(5)	73,952	(369,760)
Subtotal		<u>(104)</u>		<u>(10,124,533)</u>
Distributed share of staff for centralized services		<u>(11)</u>		<u>(820,397)</u>
Total		<u>(115)</u>		<u>(10,944,930)</u>
Less lapse	4.4%	<u>5</u>		<u>481,577</u>
Total full-time permanent (FTE)		<u>(110)</u>		<u>(10,463,353)</u>
2020 pay adjustment	0.00%			<u>0</u>
				<u>(10,463,353)</u>

Personnel Data Summary

Full-Time Equivalent Employment (FTE)

Full-time permanent	(110)
Full-time temporary	0
Part-time permanent	0
Part-time temporary	0
Intermittent	0
<hr/>	<hr/>
Total FTE	(110)

Authorized Positions

Full-time permanent	(115)
Full-time temporary	0
Part-time permanent	0
Part-time temporary	0
Intermittent	0
<hr/>	<hr/>
Total Positions	(115)

Department of Commerce
U.S. Census Bureau
Periodic Censuses and Programs
PROGRAM CHANGE DETAIL BY OBJECT CLASS
(Direct Obligations amounts in thousands)

Activity: Enterprise Data Collection and Dissemination Systems
Subactivity: Enterprise Data Collection and Dissemination Systems
Program Change: Census Enterprise Data Collection and Processing

	Object Class	2018 Actual	2019 Enacted	2020 Base	2020 Estimate	Increase/Decrease from 2020 Base
11.1	Full-time permanent	\$2,332	\$25,876	\$25,988	\$15,525	(\$10,463)
11.3	Other than full-time permanent	10	240	245	245	0
11.5	Other personnel compensation	63	30	30	30	0
11.8	Special personnel services payments	0	0	0	0	0
11.9	Total personnel compensation	2,405	26,146	26,263	15,800	(10,463)
12.1	Civilian personnel benefits	783	8,891	9,918	5,361	(4,557)
13	Benefits for former personnel	0	19	19	13	(6)
21	Travel and transportation of persons	19	448	448	236	(212)
22	Transportation of things	0	0	0	0	0
23.1	Rental payments to GSA	80	259	265	186	(79)
23.2	Rental payments to others	0	0	0	0	0
23.3	Commun., util., misc. charges	80	9,477	9,477	302	(9,175)
24	Printing and reproduction	1	268	268	1	(267)
25.1	Advisory and assistance services	1,260	10,802	9,712	40,338	30,626
25.2	Other services	101	14,703	14,703	174	(14,529)
25.3	Purchases of goods and services from gov't accts.	1,143	748	781	495	(286)
25.4	Operation and maintenance of facilities	48	136	136	20	(116)
25.5	Research and development contracts	4	12	12	0	(12)
25.6	Medical care	0	0	0	0	0
25.7	Operation and maintenance of equipment	592	2,617	2,617	19,607	16,990
25.8	Subsistence and support of persons	1	0	0	0	0
26	Supplies and materials	47	19	19	42	23
31	Equipment	178	5,384	5,384	675	(4,709)
32	Lands and structures	0	0	0	0	0
33	Investments and loans	0	0	0	0	0
41	Grants, subsidies and contributions	0	0	0	0	0
42	Insurance claims and indemnities	0	0	0	0	0
43	Interest and dividends	0	0	0	0	0
44	Refunds	0	0	0	0	0
92	Contingency	0	0	0	0	0
99.9	Total obligations	6,742	79,929	80,022	83,250	3,228

Department of Commerce
U.S. Census Bureau
Periodic Censuses and Programs
Enterprise Data Collection and Dissemination Systems/Enterprise Data Collection and Dissemination Systems/Census Enterprise Data
Collection and Processing
SELECT ACTIVITIES BY OBJECT CLASS
 (Dollar amounts in thousands)

Object Class	2018 Actual	2019 Enacted	2020 Base	2020 Estimate	Increase/Decrease from 2020 Base
11.1 Full-time permanent	\$2,332	\$25,876	\$25,988	\$15,525	(\$10,463)
11.3 Other than full-time permanent	10	240	245	245	0
11.5 Other personnel compensation	63	30	30	30	0
11.8 Special personnel services payments	0	0	0	0	0
11.9 Total personnel compensation	2,405	26,146	26,263	15,800	(10,463)
12.1 Civilian personnel benefits	783	8,891	9,918	5,361	(4,557)
13 Benefits for former personnel	0	19	19	13	(6)
21 Travel and transportation of persons	19	448	448	236	(212)
22 Transportation of things	0	0	0	0	0
23.1 Rental payments to GSA	80	259	265	186	(79)
23.2 Rental payments to others	0	0	0	0	0
23.3 Communication, utilities, misc. charges	80	9,477	9,477	302	(9,175)
24 Printing and reproduction	1	268	268	1	(267)
25.1 Advisory and assistance services	1,260	10,802	9,712	40,338	30,626
25.2 Other services from non-Federal sources	101	14,703	14,703	174	(14,529)
25.3 Other goods and services from Federal sources	1,143	748	781	495	(286)
25.4 Operation & maintenance of facilities	48	136	136	20	(116)
25.5 Research & development contracts	4	12	12	0	(12)
25.6 Medical Care	0	0	0	0	0
25.7 Operation & maintenance of equipment	592	2,617	2,617	19,607	16,990
25.8 Subsistence & support of persons	1	0	0	0	0
26 Supplies and materials	47	19	19	42	23
31 Equipment	178	5,384	5,384	675	(4,709)

Exhibit 16A

Object Class		2018 Actual	2019 Enacted	2020 Base	2020 Estimate	Increase/Decrease from 2020 Base
32	Lands and structures	0	0	0	0	0
33	Investments and loans	0	0	0	0	0
41	Grants, subsidies and contributions	0	0	0	0	0
42	Insurance claims and indemnities	0	0	0	0	0
43	Interest and dividends	0	0	0	0	0
44	Refunds	0	0	0	0	0
92	Contingency	0	0	0	0	0
99.9	Total obligations	6,742	79,929	80,022	83,250	3,228
	Less prior year recoveries	(28)	0	0	0	0
	Unobligated balance, start of year	(190)	(1,090)	0	0	0
	Refund	0	0	0	0	0
	Unobligated balance, expiring	4	0	0	0	0
	Unobligated balance, end of year	1,090	0	0	0	0
	Unobligated balance, rescinded	0	0	0	0	0
	Less prior year unobligated balance			0	0	0
	Total Budget Authority	7,618	78,839	80,022	83,250	3,228
Personnel Data						
Full-time Equivalent Employment:						
	Full-time permanent	23	252	252	142	(110)
	Other than full-time permanent	0	2	2	2	0
	Total	23	254	254	144	(110)
Authorized Positions:						
	Full-time permanent	30	265	265	150	(115)
	Other than full-time permanent	7	2	2	2	0
	Total	37	267	267	152	(115)

Department of Commerce
U.S. Census Bureau
Periodic Censuses and Programs
SUMMARY OF REQUIREMENTS BY OBJECT CLASS
(Dollar amounts in thousands)

Object Class	2018 Actual	2019 Enacted	2020 Base	2020 Estimate	Increase/Decrease from 2020 Base
11.1 Full-time permanent	\$321,175	\$333,731	\$336,445	\$321,224	(\$15,221)
11.3 Other than full-time permanent	48,680	514,283	516,850	2,209,320	1,692,470
11.5 Other personnel compensation	11,309	13,711	13,711	6,278	(7,433)
11.8 Special personnel services payments	0	0	0	0	0
11.9 Total personnel compensation	381,164	861,725	867,006	2,536,822	1,669,816
12.1 Civilian personnel benefits	125,090	211,207	232,970	434,213	201,243
13 Benefits for former personnel	1,381	1,113	1,113	1,083	(30)
21 Travel and transportation of persons	23,200	116,021	121,790	332,704	210,914
22 Transportation of things	1,571	1,557	1,557	17,975	16,418
23.1 Rental payments to GSA	44,385	29,397	29,977	36,015	6,038
23.2 Rental payments to others	5,229	173,448	173,448	112,270	(61,178)
23.3 Communication, utilities, misc. charges	38,442	45,204	44,914	275,589	230,675
24 Printing and reproduction	5,156	201,724	201,724	57,607	(144,117)
25.1 Advisory and assistance services	544,003	877,333	870,156	1,152,672	282,516
25.2 Other services from non-Federal sources	85,493	784,259	1,799,089	1,738,401	(60,688)
25.3 Other goods and services from Federal sources	39,858	75,523	76,918	71,046	(5,872)
25.4 Operation & maintenance of facilities	16,247	10,644	10,644	8,859	(1,785)
25.5 Research & development contracts	725	881	881	244	(637)
25.6 Medical Care	0	0	0	0	0
25.7 Operation & maintenance of equipment	130,812	152,915	150,595	94,051	(56,544)
25.8 Subsistence & support of persons	951	602	602	686	84
26 Supplies and materials	10,676	7,836	7,836	12,762	4,926
31 Equipment	61,376	43,921	43,921	9,586	(34,335)

Exhibit 16

Object Class	2018 Actual	2019 Enacted	2020 Base	2020 Estimate	Increase/Decrease from 2020 Base
32 Lands and structures	0	0	0	0	0
33 Investments and loans	0	0	0	0	0
41 Grants, subsidies and contributions	0	0	0	0	0
42 Insurance claims and indemnities	5,502	5,000	5,000	9,215	4,215
43 Interest and dividends	11	0	0	0	0
44 Refunds	0	0	0	0	0
92 Contingency	0	0	0	0	0
99.9 Total obligations	1,521,272	3,600,310	4,640,141	6,901,800	2,261,659
Less prior year recoveries	(8,365)	(36,406)	0	0	0
Unobligated balance, start of year	(6,438)	(1,036,072)	(1,020,000)	(1,020,000)	0
Unobligated balance, transfer	3,000	0	0	0	0
Unobligated balance, expiring	555	0	0	0	0
Unobligated balance, end of year	1,036,072	1,020,000	0	0	0
Unobligated balance, rescinded	0	0	0	0	0
Refund	(676)	0	0	0	0
Total Budget Authority	2,545,420	3,547,832	3,620,141	5,881,800	2,261,659
Personnel Data					
Full-time Equivalent Employment:					
Full-time permanent	3,564	3,387	3,387	3,233	(154)
Other than full-time permanent	1,275	10,868	10,868	72,649	61,781
Total	4,839	14,255	14,255	75,882	61,627
Authorized Positions:					
Full-time permanent	3,684	3,709	3,709	3,497	(212)
Other than full-time permanent	4,905	87,964	87,964	331,548	243,584
Total	8,589	91,673	91,673	335,045	243,372

**Department of Commerce
U.S. Census Bureau
Periodic Censuses and Programs
APPROPRIATION LANGUAGE AND CODE CITATION**

FY 2020

Periodic Censuses and Programs

1. For expenses necessary to collect and publish statistics for periodic censuses and programs provided for by law, \$5,885,356,000 to remain available until September 30, 2022, provided that from amounts provided herein, funds may be used for promotion, outreach, and marketing activities: Provided further, That within the amounts appropriated, \$3,556,000 shall be transferred to the "Office of Inspector General" account for activities associated with carrying out investigations and audits related to the Bureau of the Census

13 U.S.C. §§4, 6, 12, 61-63, 81, 91, 181, 182, 301-307, 401; 15 U.S.C. §§1516, 4901 et seq.; 19 U.S.C. §§1484(e), 2354, 2393.

13 U.S.C. §4 authorizes the Secretary to "perform the functions and duties imposed upon him by this title," or he may delegate any of them "to such officers and employees of the Department of Commerce as he may designate."

13 U.S.C. §§6, 12, 61-63, 81, 91, 182, 301-307 provide for (1) acquisition of information from other organizations, public and private; (2) conducting joint statistical projects with nonprofit organizations or agencies; (3) conducting mechanical and electronic developmental work as needed; (4) collection and publication of statistics on fats and oils; (5) collection and publication of statistics relating to the domestic apparel and textile industries; (6) collection and publication of quarterly financial statistics of business operations; (7) conducting current surveys on statistical subjects covered by periodic censuses; and (8) compilation and publication of information on imports, exports, and mode of transportation.

13 U.S.C. §181 provides that "The Secretary...shall annually produce and publish for each state, county, and local unit of general purpose government which has a population of fifty thousand or more, current data on total population and population characteristics and...shall biennially produce and publish for other local units of general purpose government current data on total population."

13 U.S.C. §401 provides that "The Bureau of the Census shall exchange with the Bureau of Economic Analysis of the Department of Commerce information collected under this title, and under the International Investment and Trade in Services

Survey Act, that pertains to any business enterprise that is operating in the United States, if the Secretary of Commerce determines such information is appropriate to augment and improve the quality of data collected under the International Investment and Trade in Services Survey Act."

15 U.S.C. §1516 provides that "The Secretary of Commerce shall have control of the work of gathering and distributing statistical information naturally relating to the subjects confided to his department...He shall also have authority to call upon other departments of the government for statistical data and results obtained by them; and he may collate, arrange, and publish such statistical information so obtained in such manner as to him may seem wise."

15 U.S.C. §4901 et seq. provides that "The Secretary [of Commerce] shall establish the [National Trade] Data Bank. The Secretary shall manage the Data Bank."

19 U.S.C. §1484(e) provides that "The Secretary of the Treasury, the Secretary of Commerce, and the United States International Trade Commission are authorized and directed to establish...an enumeration of articles...comprehending all merchandise imported into the United States and exported from the United States, and shall seek, in conjunction with statistical programs for domestic production and programs for achieving international harmonization of trade statistics, to establish the comparability thereof with such enumeration of articles."

19 U.S.C. §2354 provides that "Whenever the [International Trade] Commission begins an investigation...with respect to an industry, the Commission shall immediately notify the Secretary [of Commerce] of such investigation, and the Secretary shall immediately begin a study of:

- (1) the number of firms in the domestic industry producing the like or directly competitive article which have been or are likely to be certified as eligible for adjustment assistance, and
- (2) the extent to which the orderly adjustment of such firms to the import competition may be facilitated through the use of existing programs."

19 U.S.C. §2393 provides that "The Secretary of Commerce and the Secretary of Labor shall establish and maintain a program to monitor imports of articles into the United States which will reflect changes in the volume of such imports, the relation of such imports to changes in domestic production, changes in employment within domestic industries producing articles like or directly competitive with such imports, and the extent to which such changes in production and employment are concentrated in specific geographic regions of the United States."

Exhibit 5

**Department of Commerce
U.S. Census Bureau
Working Capital Fund
SUMMARY OF RESOURCE REQUIREMENTS**
(Dollar amounts in thousands)

	FTE	Direct Obligations
Enacted, 2019	3,342	\$950,472
2020 Adjustments to Projected Offsetting Collections	(722)	(85,141)
2020 Base	2,620	865,331
Plus: 2020 Program changes	0	0
2020 Estimate	2,620	865,331

**Comparison by activity/subactivity
with totals by activity:**

		2018		2019		2020		2020		Increase/Decrease	
		Actual		Enacted		Base		Estimate		from 2020 Base	
		Personnel	Amount	Personnel ¹	Amount	Personnel	Amount	Personnel	Amount	Personnel	Amount
Reimbursable Programs	Pos.	674		350		468		468			
Economic Programs	FTE/Obl.	318	\$45,977	314	\$49,434	298	\$47,832	298	\$47,832	0	\$0
Demographic Programs	Pos.	4,529		6,064		4,490		4,490			
	FTE/Obl.	2,184	239,924	2,952	290,837	2,253	240,744	2,253	240,744	0	0
Decennial Programs & Special Censuses	Pos.	0		0		1		1			
	FTE/Obl.	2	587	1	885	2	1,212	2	1,212	0	0
Other Programs	Pos.	394		118		88		88			
	FTE/Obl.	188	22,634	75	11,229	67	13,567	67	13,567	0	0
Nonreimbursable Programs Management, Administration, & IT Infrastructure	Pos.	0		0		0		0			
	FTE/Obl.	0	484,973	0	512,564	0	479,198	0	479,198	0	0
Cost Collection	Pos.	0		0		0		0		0	0
	FTE/Obl.	0	73,409	0	85,523	0	82,778	0	82,778	0	0
Total	Pos.	5,597		6,532		5,047		5,047			
	FTE/Obl.	2,692	867,504	3,342	950,472	2,620	865,331	2,620	865,331	0	0
Adjustments to Obligations:											
Recoveries			(19,670)		(16,000)		(25,000)		(25,000)	0	0
Unobligated balance, start of year			(307,755)		(287,091)		(287,417)		(287,417)	0	0
Unobligated balance, transferred			0		0		0		0	0	0
Unobligated balance, expiring			0		0		0		0	0	0
Unobligated balance, rescission			0		0		0		0	0	0
Unobligated balance, end of year			287,091		287,417		287,417		287,417	0	0
Financing from transfers:											
Transfer from other accounts			0		0		0		0	0	0
Transfer to other accounts			0		0		0		0	0	0
Collections			827,170		934,798		840,331		840,331	0	0

¹ Position numbers on this and other exhibits include "Other than Full Time Permanent" employees. This is a change in presentation from prior budget submissions.

THIS PAGE INTENTIONALLY LEFT BLANK

Exhibit 6

**Department of Commerce
U.S. Census Bureau
Working Capital Fund
SUMMARY OF REIMBURSABLE OBLIGATIONS**
(Dollar amounts in thousands)

Comparison by Activity:	2018		2019		2020		2020		Increase/Decrease	
	Actual		Enacted		Base		Estimate		from 2020 Base	
	Personnel	Amount	Personnel	Amount	Personnel	Amount	Personnel	Amount	Personnel	Amount
Federal Agencies										
Agency for International Development	Pos./BA	50		34		41		41		0
	FTE/Obl.	27	\$5,905	35	\$8,306	35	\$6,150	35	\$6,150	0
Department of Agriculture	Pos./BA	117		53		35		35		0
	FTE/Obl.	25	3,093	26	3,359	22	2,795	22	2,795	0
Department of Commerce	Pos./BA	42		24		43		43		0
	FTE/Obl.	20	4,033	15	2,330	25	3,379	25	3,379	0
Department of Defense	Pos./BA	11		7		9		9		0
	FTE/Obl.	10	1,440	9	1,304	10	1,444	10	1,444	0
Department of Education	Pos./BA	304		256		450		450		0
	FTE/Obl.	172	25,770	151	26,269	156	25,509	156	25,509	0
Department of Energy	Pos./BA	3		10		9		9		0
	FTE/Obl.	3	517	9	1,475	7	1,178	7	1,178	0
Department of Health and Human Services	Pos./BA	1,087		1,238		1,064		1,064		0
	FTE/Obl.	532	65,258	676	64,783	560	60,252	560	60,252	0
Department of Housing and Urban Development	Pos./BA	763		1,290		329		329		0
	FTE/Obl.	225	25,862	485	60,076	138	24,996	138	24,996	0
Department of Justice	Pos./BA	754		856		854		854		0
	FTE/Obl.	453	45,921	544	46,610	483	48,730	483	48,730	0
Department of Labor	Pos./BA	1,982		2,339		1,971		1,971		0
	FTE/Obl.	883	86,310	1,106	88,106	969	89,091	969	89,091	0
Department of Transportation	Pos./BA	33		25		23		23		0
	FTE/Obl.	30	3,623	23	3,898	21	4,325	21	4,325	0
Department of Treasury	Pos./BA	0		0		0		0		0
	FTE/Obl.	0	160	1	118	0	75	0	75	0
National Science Foundation	Pos./BA	136		256		50		50		0
	FTE/Obl.	109	16,347	166	28,613	54	9,033	54	9,033	0
Department of Veterans Affairs	Pos./BA	0		0		16		16		0
	FTE/Obl.	0	105	0	3	13	2,275	13	2,275	0
Other Federal Agencies	Pos./BA	258		82		83		83		0
	FTE/Obl.	153	16,755	48	8,262	72	11,625	72	11,625	0
Miscellaneous Reimbursable Services	Pos./BA	0		0		0		0		0
	FTE/Obl.	0	0	0	2,000	0	4,000	0	4,000	0
Subtotal Federal Agencies	Pos./BA	5,540		6,470		4,977		4,977		0
	FTE/Obl.	2,642	301,099	3,294	345,512	2,565	294,857	2,565	294,857	0
Non-Federal										
Non-Federal (Special Statistical Work)	Pos./BA	57		62		70		70		0
	FTE/Obl.	50	8,023	48	6,873	55	8,498	55	8,498	0
Total	Pos./BA	5,597		6,532		5,047		5,047		0
	FTE/Obl.	2,692	309,122	3,342	352,385	2,620	303,355	2,620	303,355	0

Department of Commerce
U.S. Census Bureau
Working Capital Fund
SUMMARY OF FINANCING - REIMBURSABLE
(Dollar amounts in thousands)

	2018 Actual	2019 Enacted	2020 Base	2020 Estimate	Increase/Decrease from 2020 Base
Total Obligations	\$309,122	\$352,385	\$303,355	\$303,355	\$0
Financing:					
Offsetting collections from:					
Federal Funds	(289,158)	(348,972)	(290,857)	(290,857)	0
Non-Federal sources	(11,360)	(6,873)	(8,498)	(8,498)	0
Recoveries	(3,144)	(2,000)	(4,000)	(4,000)	0
Unobligated balance, start of year	(286,417)	(280,957)	(286,417)	(286,417)	0
Unobligated balance transferred	0	0	0	0	0
Unobligated balance, expiring	0	0	0	0	0
Unobligated Balance, rescission	0	0	0	0	0
Unobligated balance, end of year	280,957	286,417	286,417	286,417	0
Budget Authority	0	0	0	0	0
Financing:					
Transfer from other accounts (-)	0	0	0	0	0
Transfer to other accounts (+)	0	0	0	0	0
Appropriation	0	0	0	0	0

Department of Commerce
U.S. Census Bureau
Working Capital Fund
SUMMARY OF FINANCING - APPROPRIATED
(Dollar amounts in thousands)

	2018 Actual	2019 Enacted	2020 Base	2020 Estimate	Increase/Decrease from 2020 Base
Total Obligations	\$558,382	\$598,087	\$561,976	\$561,976	\$0
Financing:					
Offsetting collections from:					
Federal funds	(525,829)	(578,953)	(540,976)	(540,976)	0
Non-Federal sources	(823)	0	0	0	0
Recoveries	(16,526)	(14,000)	(21,000)	(21,000)	0
Unobligated balance, start of year	(21,338)	(6,134)	(1,000)	(1,000)	0
Unobligated balance transferred	0	0	0	0	0
Unobligated balance, expiring	0	0	0	0	0
Unobligated Balance, rescission	0	0	0	0	0
Unobligated balance, end of year	6,134	1,000	1,000	1,000	0
Budget Authority	0	0	0	0	0
Financing:					
Transfer from other accounts (-)	0	0	0	0	0
Transfer to other accounts (+)	0	0	0	0	0
Appropriation	0	0	0	0	0

Department of Commerce
U.S. Census Bureau
Working Capital Fund
JUSTIFICATION OF PROGRAM AND PERFORMANCE
(Dollar amounts in thousands)

Activity: Working Capital Fund

		2018		2019		2020	
		Actual		Enacted		Base	
		Personnel	Amount	Personnel	Amount	Personnel	Amount
Reimbursable Programs	Pos.	674		350		468	
Economic Programs	FTE/Obl.	318	\$45,977	314	\$49,434	298	\$47,832
Demographic Programs	Pos.	4,529		6,064		4,490	
	FTE/Obl.	2,184	239,924	2,952	290,837	2,253	240,744
Decennial Programs & Special Censuses	Pos.	0		0		1	
	FTE/Obl.	2	587	1	885	2	1,212
Other Programs	Pos.	394		118		88	
	FTE/Obl.	188	22,634	75	11,229	67	13,567
Nonreimbursable Programs	Pos.	0		0		0	
Management, Administration & IT Infrastructure	FTE/Obl.	0	484,973	0	512,564	0	479,198
Cost Collection	Pos.	0		0		0	
	FTE/Obl.	0	73,409	0	85,523	0	82,778
Total	Pos.	5,597		6,532		5,047	
	FTE/Obl.	2,692	867,504	3,342	950,472	2,620	865,331

Goal Statement

As a revolving account, the Working Capital Fund (WCF) supports Census enterprise-wide services and a significant reimbursable survey line of business conducted mostly for other Federal agencies.

Base Program

The WCF was created by the Consolidated Appropriations Act, 1997 (P.L. 104-208). The fund was established for the purpose of providing services that are more advantageously provided on a centralized basis. The fund supports major administrative services and Information Technology (IT) infrastructure, as well as statistical research and methodological work that benefits the enterprise. The fund also includes a large portfolio of survey and statistical projects conducted on a reimbursable basis for other Federal agencies, as well as state and local governments. It finances a limited catalog of product sales to the public. Finally, the WCF contains a Cost Collection account that aggregates funding for non-severable projects that are funded from more than one source where employees working on these projects cannot reasonably divide their salaries among multiple sources of funding.

Statement of Operating Objectives

The WCF is an enterprise-level revolving fund supporting the Census Bureau by funding centralized services and projects, and equitably distributing costs to the beneficiaries of such services and projects, including internal stakeholders and reimbursable customers.

Explanation and Justification

Reimbursable Programs

The Census Bureau conducts numerous surveys for other Federal and non-Federal organizations on a reimbursable basis annually. In FY 2020, the Census Bureau expects to conduct about \$300 million in reimbursable surveys. Examples of major reimbursable surveys are included in the table below. The Census Bureau manages this data collection through six regional offices that direct the work of thousands of field representatives, the National Processing Center and its associated telephone centers, and headquarters management and program divisions. Most of the costs associated with these efforts consist of salary and mileage costs for field representatives and statisticians in program divisions that process and analyze the data, as well as contracts and equipment for the information technology infrastructure supporting these surveys. The Census Bureau's field survey infrastructure is unique in the Federal Government and allows reimbursable customers to take advantage of the economies of scale that this offers and pursue the data collection that benefits their missions at a much lower cost than would be the case if those agencies had to collect the data directly.

Economic Reimbursable Programs (\$47,832 Obl., 298 FTE/468 Pos.)

The Census Bureau's Economic Directorate conducts over 20 programs for various Federal agencies including the Office of Management and Budget, the Bureau of Transportation Statistics, and the National Center for Education Statistics.

Demographic Reimbursable Programs (\$240,744 Obl., 2,253FTE/4,490 Pos.)

The Demographic Reimbursable Surveys include some of the most important surveys conducted by the Federal Government including the Current Population Survey, conducted jointly with the Bureau of Labor Statistics, which is the Nation's primary source of labor force data, which includes a wide variety of demographic and job characteristics. It is also the source of the widely reported U.S. national and state unemployment rates. Other key programs include the Consumer Expenditure Survey, the National Crime Victimization Survey, the National Health Interview Survey, and the American Housing Survey.

Decennial Reimbursable Programs (\$1,212 Obl., 2 FTE/1 Pos.)

The most significant of the Decennial Reimbursable Programs are Special Censuses. A Special Census is a basic enumeration of population, housing units, group quarters and transitory locations, conducted by the U.S. Census Bureau at the request of a governmental unit. They are conducted on a cost-reimbursable basis.

Other Reimbursable Programs (\$13,567 Obl., 67 FTE/88 Pos.)

These consist of Reimbursable Programs conducted by the Census Bureau on behalf of others that do not fit into the major categories above as well as Fixed Fee Product Sales to the public. This is a special type of reimbursable activity where orders are placed by outside customers for fixed price products and services that are provided by the Census Bureau. Examples of these products and services are Age Search, Congressional Map Sales, and Special Reports. The prices are determined in advance with cost estimates that include all costs applicable to the Census Bureau activities required to produce the requested products and services.

The table below lists the Census Bureau's major reimbursable programs for FY 2019:

Major Reimbursable Programs for FY 2020
(Dollar amounts in millions)

Current Population Survey (Bureau of Labor Statistics)	\$57.1
Consumer Expenditure Survey (Bureau of Labor Statistics)	27.1
National Crime Victimization Survey (Bureau of Justice Statistics)	45.4
National Health Interview Survey (National Center for Health Statistics)	30.7
Medical Expenditures Panel Survey (Health and Human Services, Agency for Healthcare Research and Quality)	9.9
American Housing Survey (Department for Housing and Urban Development)	24.9
National Ambulatory Medical Care Survey (National Center for Health Statistics)	6.1
Housing Sales Survey (Department for Housing and Urban Development)	5.0
Other Reimbursable Work (Various)	97.1
Total Reimbursable Obligations	303.3 *

*Total may not add due to rounding

Nonreimbursable Programs

Management, Administration, & IT (\$479,198, 0 FTE/0 Pos.)¹

The WCF conducts enterprise-wide services that support both appropriated and reimbursable programs. These services cover a wide range of critical administrative, management, research, and technical activities that are critical for the successful performance of the Census Bureau's mission and are key components of change that will position the bureau to respond effectively.

For FY 2020, the key management, administration, and IT activities and services of the WCF include:

- *Executive Direction*: The Office of the Director is the leadership of the Census Bureau, which consists of the Director, Deputy Director, and their immediate staff who manage the agency's program portfolio and enterprise risk register.

¹ FTE and Positions in the Nonreimbursable Programs in the WCF are distributed to appropriated and reimbursable programs via an algorithm based on contributions to the Management, Administration, and IT; and Cost Collection PPAs. They are not shown here in order to avoid double counting.

- *Policy Coordination*: Promotes and sustains policy and privacy principles that comply with laws for protecting the confidentiality of individuals; develops and disseminates policies related to data stewardship and privacy.
- *Research and Methodology*: Researches and conducts individual and collaborative research projects with internationally recognized experts that focus on issues critical to executing the Census Bureau's mission and the broader Federal statistical community.
- *Human Resources, Equal Opportunity, and Administrative Services*: Encompasses an array of services that ensure the recruitment and retention of a diverse, highly skilled workforce that is aligned with program needs, promotes a competency-based and results-oriented performance culture, ensures equal opportunity in all employment matters, and administers the health and safety program of the Census Bureau; manages and directs the facility, property, and records management programs, oversees all aspects of contractor and employee security and pre-employment screening, and manages the Bureau's continuity of operations program.
- *Communications and Outreach Services*: Manages the Census Bureau's internal and external communications program, advises Bureau leadership and staff on Congressional matters, and coordinates with other governmental stakeholders. In addition, this activity develops integrated communications campaigns and explores innovative ways of communicating through social media and other evolving channels.
- *Field Operations Management, Infrastructure, and Services*: Provides administrative, logistical, and infrastructure support necessary to carry out operations of the National Processing Center (NPC), located in Jeffersonville, Indiana. In addition, this activity provides management and support of the field data collection program at the six regional field offices, including data dissemination and customer outreach.
- *Budget, Financial Management, and Acquisition*: Prepares the official budget estimates for the Census Bureau working with the Department of Commerce, Office of Management and Budget for the Congress; and manages the execution of the enacted budget and coordinates the management of the Census Bureau WCF; provides timely, accurate, and complete financial information to stakeholders; establishes accounting policies; makes payments, collections, and prepares financial reports; performs internal control and compliance reviews; provides contracting services; and processes purchase actions for Census Bureau programs.

Information Technology (IT) Management: Manages the development of strategic, operational, and business IT plans for the Census Bureau and the implementation of IT program/project management and the Systems Development Life Cycle (SDLC).

- *Application Services:* Provides software solutions in the procurement, development, use, and maintenance of software applications and products that support the broad spectrum of Census Bureau business needs and builds enterprise applications that serve multiple Census business areas.
- *Information Security:* Ensures compliance with the Federal Information Security Management Act (FISMA), develops and maintains the Census Bureau IT security program, and assures that the bureau complies with procedures and safeguards for protection of IT resources and the confidentiality of program and administrative data.
- *Network, Data Center, and Telecommunications:* Provides enterprise-wide office automation, desktop, and peripherals support and services, manages the IT Service Help Desk and inventory management and control; delivers data communication services, maintains telecommunications resources; designs solutions for data communications objectives; operates and maintains the data center and maintains the stable and secure computing environment.

The WCF provides the vehicle where these services may be centrally executed, thus reducing duplicated services in each individual program. The centralization also provides the Census Bureau with the opportunity to standardize these services, which results in efficiencies, process improvements, and potential cost savings. All programs and projects, whether supported by direct or reimbursable funding sources, pay predetermined shares of the enterprise-wide services to ensure full recovery of the cost, based on actual usage and beneficiary.

Stewardship of the WCF is a major priority of the Census Bureau and it respects the desire of the Congress that the WCF contain only those programs and services necessary for the efficient functioning of the programs that these services support. The Census Bureau will continue to look for ways to remove programs from the WCF and direct charge whenever feasible.

Cost Collection (\$82,778 Obl., 0 FTE/0 Pos.)

For FY 2020, the Cost Collection activities will continue to be established and charged to the WCF as an accounting mechanism to allow programs receiving mutual benefits from a single activity, but through a variety of funding sources, to share the cost of a single survey or project. In these situations, the program activities are executed in one funding project, so that employees at Headquarters and in the field can charge their time accurately. An example of a survey that utilizes a Cost Collection project is the Current Population Survey. A joint program between the Census Bureau and the Bureau of Labor Statistics (BLS), this survey collects data utilizing questions and modules that serve both agencies' mission needs. However, when a field representative is interviewing an individual household, dividing time of the interview between the Census Bureau's portion and the BLS portion is infeasible. Instead, the field representative charges their time to a Cost Collection project and these non-severable costs are distributed to the appropriated and/or reimbursable programs that fund these activities using an algorithmic spread based on specific level of participation in these combined efforts.

THIS PAGE INTENTIONALLY LEFT BLANK

**Department of Commerce
U.S. Census Bureau
ADVISORY AND ASSISTANCE SERVICES**
(Dollar amounts in thousands)

	2018 Actual	2019 Enacted	2020 Estimate
Consulting Services:			
Management and professional support services	\$166,995	\$679,477	\$579,714
Studies, analyses, evaluation	256,823	28,113	29,150
Engineering and technical services	130,910	176,469	551,429
Total	554,728	884,059	1,160,293

Consulting services are those of a pure nature relating to the governmental functions of agency administration and management, and agency problem management. These services are normally provided by persons or organizations generally considered to have knowledge and special abilities that are not usually available within the agency or not required on a permanent, ongoing basis.

Management and professional services deal with management data collection, policy review or development, program development, review or evaluation, systems engineering, and other management support services. Special studies and analyses deal with the highly specialized areas of activity, e.g. statistical modeling and analyses, economic data analysis, geospatial data collection and analysis, etc. Management and support services for research and development are procurement actions that meet the description of the preceding two categories with a research and development focus.

Department of Commerce
U.S. Census Bureau
PERIODICALS, PAMPHLETS, AND AUDIOVISUAL PRODUCTS
(Dollar amounts in thousands)

	2017 Actual	2018 Actual	2019 Enacted	2020 Estimate
Periodicals	\$2,675	\$2,729	\$2,775	\$2,775
Pamphlets	3,185	3,249	3,304	3,304
Audiovisuals	2,403	2,451	2,493	2,493
Total	8,263	8,429	8,572	8,572

Periodicals: In addition to the Decennial Census conducted every 10 years in years ending in zero), the Economic Census (conducted every 5 years in years ending in 2 and 7), and the American Community Survey (annual), the U.S. Census Bureau, on average, conducts 150 surveys annually that may ultimately result in 1,000 reports. These reports are distributed in print and available online to data users of all types, ranging from other government agencies to businesses, social service providers, researchers, libraries, and others. Many of these reports are recurring and parts of a series of reports issued on a regular basis.

Pamphlets: In an effort to promote the two major censuses noted above and the American Community Survey, the Census Bureau produces a variety of promotional materials designed to generate interest in higher response rates to these efforts. All the various forms, booklets and training materials to conduct the decennial census are needed in huge quantities. The agency also produces externally-focused materials related to reinforcing its mission and goals of providing valuable, accurate, quality data; recruitment of new staff; policies (such as responding to Freedom of Information Act requests or advice on how reporters can work more effectively with the Census Bureau); and other issues and topics of interest. The Census Bureau also prints and publish for the public, Complete Count Committee Guides for Tribal Leaders, local leaders, and national leaders.

Audiovisuals: This category includes both in-house and contracted costs for printing artwork and photographic slides and transparencies for presentations. This category also includes the production of promotional and media-use video, a daily radio program, posters and graphics, photography, and other multimedia products online and on disc. It also includes advertising and other promotional activities for Census Bureau surveys and program areas.

**Department of Commerce
U.S. Census Bureau
AVERAGE GRADE AND SALARIES**

	2018 Actual	2019 Enacted	2020 Estimate
Direct:			
Average ES Salary	\$178,397	\$181,787	\$181,787
Average GS/GM Grade	11	11	11
Average GS/GM Salary	93,658	\$95,438	\$95,438

THIS PAGE INTENTIONALLY LEFT BLANK

FY 2020 Annual Performance Plan / FY 2018 Annual Performance Report (APPR) Backup

SUMMARY

OVERVIEW

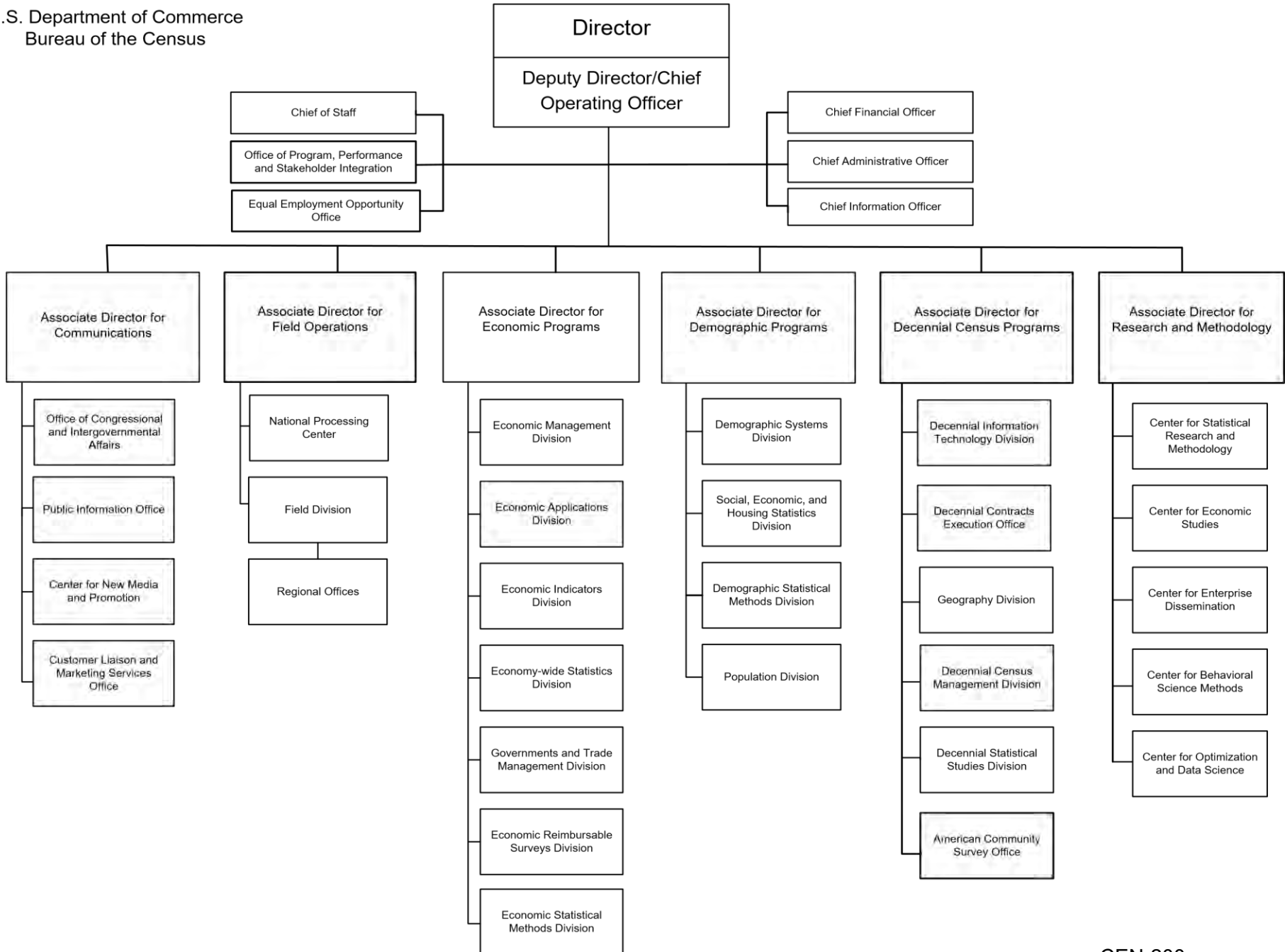
April 1, 2020 is Census Day and marks the culmination of nearly a decade of design, research, and testing to meet the Department of Commerce's goal of conducting a complete and accurate decennial census. In FY 2020, the Census Bureau will conduct the major self-response and non-response operations of this pillar of our system of representative government. These operations are essential to conducting a modern, efficient, and accurate 2020 Decennial Census. An accurate Decennial Census is imperative because of the role this data plays in shaping the political landscape and informing the policy-making process. Most importantly, the Decennial Census underpins the apportionment of seats in the House of Representatives allocated to the States. In addition, Census data is used by governmental entities at the state and local levels for defining the representative boundaries for congressional districts, state legislative districts, school districts, and voting precincts, and in the annual distribution of over \$675 billion of Federal funds by various departments and agencies. The 2020 Census will be supported by the systems developed as part of the Census Enterprise Data Collection and Processing (CEDCaP) and by complete and accurate address lists and maps provided by the Geographic Support program. While fulfilling its constitutional mandate, the Census Bureau will continue data releases for the Economic Census and Census of Governments and begin planning for the next cycle of these programs, conduct the American Community Survey, and collect and release monthly, quarterly, and annual statistics that move markets and support economic growth and provide valuable insights into our society. In addition, the Census Bureau conducts several ongoing business and household surveys that provide the information in several of the Nation's key economic indicators.

MISSION STATEMENT

To serve as the Nation's leading provider of quality data about its people and economy.

ORGANIZATIONAL STRUCTURE

U.S. Department of Commerce
Bureau of the Census



CROSS-AGENCY PRIORITY (CAP) GOALS

The President's Management Agenda establishes 14 Cross Agency Priority Goals (CAPs). The Census Bureau contributes to the CAP Goal of Leveraging Data as a Strategic Asset. In particular, The Opportunity Project has helped facilitate the development of digital tools with Government open data that help unemployed Americans build skills and find jobs, increase transit accessibility in low-income communities, help families navigate information on the quality of schools, and tackle other pressing challenges.

TRACKING PROGRESS ON STRATEGIC GOAL(S)

The Census Bureau's Strategic Plan parallels the strategic goals of the Department of Commerce (DOC) strategic plan. The Census Operating Committee (OPCOM) comprised of the Census Bureau's top leadership conducts quarterly reviews of key programs that encompass certain DOC strategic objectives within the framework of the Census Bureau's Strategic Plan. Furthermore, the OPCOM Priorities Dashboard is available to leadership 24-hours/7 days a week on the status of several priority programs listed below. In addition, reviews tailored to specific priority programs occur on a quarterly basis and are noted below.

STRATEGIC GOAL(S) AND OBJECTIVE(S) AND PROGRESS

Goal	Strategic Objective Number	Strategic Objective Name	Lead Bureau
Fulfill constitutional requirements and support economic activity	4.1	Conduct a complete and accurate Decennial Census	Census
	4.2	Provide accurate data to support economic activity	BEA, Census (deputy)
Enhance job creation	2.3	Strengthen domestic commerce and the U.S. industrial base	BIS
	2.4	Increase U.S. exports	ITA
Strengthen U.S. economic and national security	3.1	Enforce the Nation's trade laws and security laws	ITA and BIS

CENSUS BUREAU-LED STRATEGIC OBJECTIVES

4.1 Conduct a complete and accurate Decennial Census—The Census Bureau tracks progress against the 2020 Census integrated master schedule and combines with other management information, including budget, contract, and performance data. Innovations will be used for the 2020 Census, including Internet Self-Response, aerial imaging for updating maps and boundaries, and the use of administrative records. The 2020 Decennial Census program tracks program progress on a weekly basis with milestones and performance indicators in coordination with the

Department of Commerce. Furthermore, assessing the progress of the Decennial Census is a key feature of regular meetings with the OPCOM, weekly meetings with the Under Secretary for Economic Affairs and key Department of Commerce staff, and monthly meetings with the Secretary of Commerce. The Census Bureau also provides a monthly summary of accomplishments, plans, and risks to the relevant congressional committees and briefs them on at least a quarterly basis. In FY 2018, the 2020 Decennial Census made progress on the Local Update of Census Addresses operation, conducting the 2018 End-to-End Census Test, and sustaining cybersecurity activities. In addition, all Regional Census Centers opened. Furthermore, the 2020 Decennial Census met its target for cybersecurity. The Census Bureau encountered challenges in identifying locations for opening some Area Census Offices (ACOs), but has been working closely with the Government Services Administration to ensure that all ACO tasks remain on target.

CENSUS BUREAU PARTICIPATION IN STRATEGIC OBJECTIVES WITH OTHER COMMERCE BUREAU LEADS

The Census Bureau provides a supporting role based on:

2.3 Strengthen domestic commerce and the U.S. industrial base—The Opportunity Project, a cross-agency project managed by the Census Bureau, works to incorporate statistical data into innovative products created by the private sector. Census Bureau program managers have established a performance indicator that monitors the number of prototype projects on a quarterly basis.

2.4 Increase U.S. exports—The Census Bureau continues to coordinate and support the collection and compilation activities to produce the U.S. International Trade in Goods and Services (FT-900) economic indicator, maintain and support the Automated Export System (AES), and works with the Customs and Border Protection on all aspects of the Automated Commercial Environment (ACE) and the International Trade Data System.

3.1 Enforce the Nation's trade laws and security Laws—The Census Bureau supports the Export Control Reform Initiative by ensuring that the interagency automated systems such as AES and ACE are kept current to continue collecting the U.S. export data needed by the agencies responsible for export control.

4.2 Provide accurate data to support economic activity—The Census Bureau is continually partnering with the Bureau of Economic Analysis (BEA) to improve and innovate measurements of economic activity and provide more timely data to the business and financial community. The BEA is the lead Bureau for tracking economic performance indicators related to this strategic objective with input from the Census Bureau. Additionally, on a quarterly basis, Census Bureau management tracks the achievement of performance indicators concerning its economic surveys and censuses, as well as the American Community Survey. The 2017 Economic Census began to conduct this census almost entirely online in FY 2018. The Economic Census further provides key benchmark measures and data that are critical to understanding the structure and function of the Nation's economy. The American Community Survey (ACS) released 2012-2016 Five-Year Estimates and 2017 Single-Year Estimates on time during Fiscal Year 2018. This survey is the only source of local estimates for most of the 40 topics it covers for communities across the Nation. For example, it produces statistics for language, education, commuting, employment, mortgage status and rent, as well as income, poverty and health insurance. The Center for Enterprise Dissemination Services and Consumer Innovation (CEDSCI) continued to develop a new data dissemination capability for the Census Bureau but encountered delays that led to fewer data sets released than targeted for FY 2018.

PLANNED ACTIONS FOR ACHIEVING STRATEGIC GOAL(S) AND FY 2020 PERFORMANCE TARGETS

- **2020 Decennial Census:** In FY 2020, the 2020 Census will culminate with a final push to Census Day 2020. The system and operations that form the backbone of the most automated and high-tech decennial census in history will be reaching the phases of integration, testing, and security checks before deploying into the field. The field offices and other nationwide field infrastructure will be opened and operational, and intense nationwide recruitment and onboarding of hundreds of thousands of field staff will be well underway. The advertising campaign and the partnership program will be operating at peak intensity to get the word out about the census and help maximize self-response so as to minimize the far costlier in-person visits to nonresponding households. The self-response operations begin in March 2020 with Internet, telephone, and paper options available for the entire populace. The Non-Response Follow-Up gears up in May to count people in special situations – living in group quarters, without a usual residence, those in transitory situations, and those living in rural or remote geographical locations that preclude mailed materials. Throughout this process, the systems in place will be working in an integrated manner to conduct the operations, collect the data, and process the data in a manner that is secure, protected, and able to detect fraud at all times. Then, data processing, editing, and preparation for publishing will begin in earnest, with apportionment counts due to the President fewer than 6 months later. Coverage and quality operations will continue, including the post enumeration survey, which will independently measure and later report the accuracy of the 2020 Census, coverage improvement, and reinterview for a sample of cases. The year will end with the closeout of the massive field, IT, and human capital infrastructure throughout the later part of FY 2020.
- **Census Enterprise Data Collection and Processing (CEDCaP) and the Center for Enterprise Dissemination Services and Consumer Innovation (CEDSCI):** In FY 2020, CEDCaP will deploy scaled and secured systems for Internet Self Response, Enumeration, Operational Control, Paper Data Capture, and other major capabilities in support of peak operations for the 2020 Census. CEDSCI has made a customer-driven decision to maintain the legacy data dissemination system in parallel with the new dissemination system to ensure high availability of Census data to users and to provide adequate time to transition data users to the new methods for retrieving data. Minimal funding will be dedicated to operation and maintenance of the legacy system in FY 2019 and FY 2020. This is a change compared to the FY 2019 budget and impacts performance measures published there.
- **Release of Data Products On-Time:** Survey directors will continue to assess progress by monitoring survey response rates, individual and macro-level reporting of data, coverage of the demographic groups and business population, and comparison of projected costs and actual expenditures.
- **Economic Census and Census of Governments:** In FY 2020, the Census Bureau will prioritize the release of Economic Census data to the Bureau of Economic Analysis and planning for the 2022 census. The Census of Governments will continue processing and dissemination of the Finance component. The Census Bureau also will begin planning activities for the 2022 Economic Census and Census of Governments.
- **Principal Economic Indicators:** Survey directors will continue to assess progress by monitoring survey response rates, individual and macro-level reporting of data, coverage of the demographic groups and business population, and comparison of projected costs and actual expenditures.
- **American Community Survey:** Program managers will continue to assess new and innovative methods for data collection and processing, such as adaptive survey design, because data users must have confidence that new approaches will maintain data quality, as well as comparability of estimates over time. These measures can significantly reduce the length and the perceived intrusiveness of the ACS. The ACS is also engaging external experts to assess the operational and statistical issues associated with this work.

- The Opportunity Project: In FY2020, The Opportunity Project, a data product accelerator led by Census Bureau, will continue to catalyze industry innovation using open data from the Census Bureau's current survey programs. Through 14-week collaborative technology development sprints, the project brings together government data, policymakers, the technology industry, and communities to rapidly prototype solutions to our greatest economic challenges, including access to jobs, stimulating economic development, and access to quality education. Since its inception 2 years ago, The Opportunity Project has catalyzed the development of 50 products by data scientists, engineers and software developers in industry and academia, all transforming government data into useful solutions for the public.

AGENCY PRIORITY GOALS

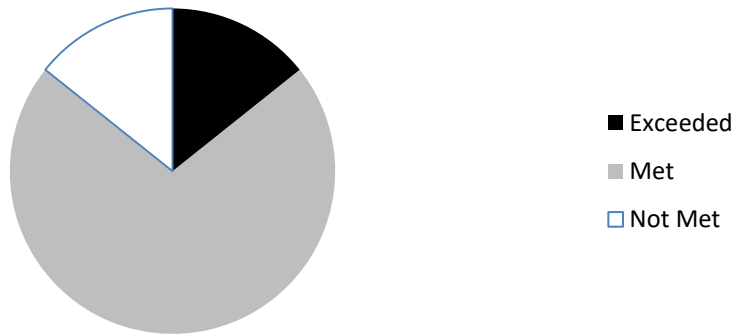
Prepare to conduct a complete and accurate Decennial Census — The U.S. Census Bureau will prepare to conduct a complete and accurate 2020 Decennial Census U.S. population count by conducting the 2018 End-to-End Census Test and analyzing and incorporating the results, initiating In-Field Address Canvassing by September 30, 2019, and designing for optimal self-response with a nationwide target of 60.5 percent in 2020. In FY 2018, the 2020 Decennial Census made progress on the Local Update of Census Addresses operation, conducting the 2018 End-to-End Census Test, and sustaining cybersecurity activities. In addition, all Regional Census Centers opened. The Census Bureau is on track to achieve the Agency Priority Goal targets by the end of Fiscal Year 2019.

PERFORMANCE RESULTS

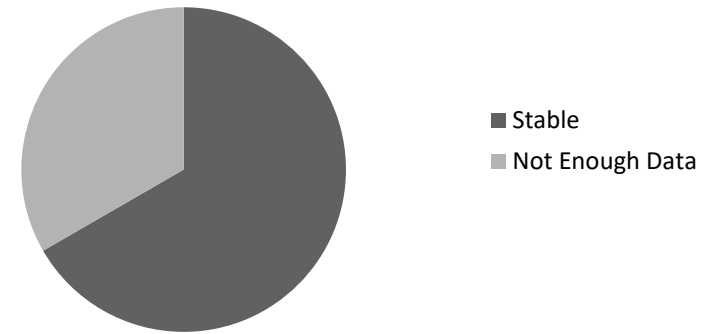
Summary of Performance

In FY 2018, the Census Bureau reported results on 6 of 6 performance indicators. Of those indicators, the Census Bureau exceeded 1 target (17%), met 4 targets (57%) and did not meet 1 target (16%). Of the 6 indicators, 57% had a stable trend and 13% did not have enough data to determine a trend.

Status of FY 2018 Indicators



Actual Trends of Indicators



Goal	Obj	Indicator Name	Target	Actual	Status	Trend
4	1	2020 Decennial Census planned operational efficiencies and program milestones met	1) Finalize the Language Support Plan and non-English questionnaires and non-questionnaire materials for the 2020 Census 2) Implement LUCA for the 2020 Census 3) Conduct Self Response operations for the 2018 End-to-End Census Test 4) Deliver 2020 Census Questions to Congress	1) Finalized the Language Support Plan and non-English questionnaires and non-questionnaire materials for the 2020 Census 2) Implemented LUCA for the 2020 Census 3) Conducted Self Response operations for the 2018 End-to-End Census Test 4) Delivered 2020 Census Questions to Congress	Met	Stable

Goal	Obj	Indicator Name	Target	Actual	Status	Trend
			5) Open 2020 Census Regional Census Centers 6) Identify space, sign leases, and design/buildout Wave 1 and Wave 2 Area Census Offices 7) Complete Authorization to Operate process related to the 2020 Census as scheduled with less than 15% of Plans of Action and Milestones exceeding their completion date	5) Opened 2020 Census Regional Census Centers 6) Identified space, signed leases, and designed/buildout Wave 1 and Wave 2 Area Census Offices 7) Completed Authorization to Operate process related to the 2020 Census as scheduled with less than 15% of Plans of Action and Milestones exceeding their completion date		
4	1&2	Milestones met in developing Census information technology (IT) enterprise to enhance collection, processing, and dissemination of data	1) Release CEDCaP capabilities for the 2018 End-to-End Test (Decennial) 2) Release 75% of American Fact Finder datasets via the Census Enterprise Dissemination Services and Consumer Innovation (CEDSCI)	1) Released CEDCaP capabilities for the 2018 End-to-End Test (Decennial) 2) Released 36% of American Fact Finder datasets via the Census Enterprise Dissemination Services and Consumer Innovation (CEDSCI)	Not met	Not enough data
4	1&2	Percentage of key data products for Census Bureau programs released on time to support effective decision-making of policymakers, businesses, and the public	85% of key data products <ul style="list-style-type: none"> • Economic • Geographic • Demographic 	100% of key data products <ul style="list-style-type: none"> • Economic • Geographic • Demographic 	Exceeded	Stable
4	2	Complete key activities in support of the Economic Census and Census of Governments	Majority of key activities completed by the end of the fiscal year: 1) Economic Census and 2) Census of Governments	Completed majority of key activities by the end of the fiscal year: 1) Economic Census and 2) Census of Governments	Met	Not enough data
4	2	Percentage of principal economic indicators released on time	100% of Economic Indicators	100% of Economic Indicators	Met	Stable
4	2	American Community Survey (ACS) data products released as scheduled	American Community Survey (ACS) data products released as scheduled	American Community Survey (ACS) data products released as scheduled	Met	Stable

DETAILED INDICATOR PLANS AND PERFORMANCE

Current / Recurring Indicators

Indicator	2020 Decennial Census planned operational efficiencies and program milestones met							
Strategic Goal	Fulfill constitutional requirements and support economic activity							
Objective 4.1	Conduct a complete and accurate Decennial Census							
Category	Key							
Type	Outcome							
Description	Due to the nature of this program, it is important to track long-term quality, cost, and delivery schedule goals. The Census Bureau has embarked on a multi-year research and testing program focused on major innovations to the design of the census and oriented around major cost drivers.							
	FY 2013	FY 2014	FY 2015	FY 2016	FY 2017	FY 2018	FY 2019	FY 2020
Target		Two field tests that will inform cost and quality goals for the 2020 Census	Preliminary design for key components of the 2020 Census to achieve cost and quality goals	<ol style="list-style-type: none"> 1) Conduct testing of self-response strategies 2) Conduct one field test: (field staff management and operations control) 3) Prove in approach to field management processes and systems 4) Conduct research and testing for selecting approaches for supporting non-English languages for 	<ol style="list-style-type: none"> 1) Complete the 2016 address canvassing test 2) Conduct a nationwide mail-out test of self-response 3) Begin building a partnership database in FY 2017 and begin planning of 2020 Census Integrated Communications 	<ol style="list-style-type: none"> 1) Finalize the Language Support Plan and non-English questionnaires and non-questionnaire materials for the 2020 Census 2) Implement LUCA for the 2020 Census 3) Conduct Self Response operations for the 2018 End-to-End Census Test 4) Deliver 2020 Census Questions to Congress 5) Open 2020 Census Regional Census Centers 6) Identify space, sign leases, and design/buildout Wave 1 and Wave 2 Area Census Offices 7) Complete Authorization to 	<ol style="list-style-type: none"> 1) Conduct the In-Field Address Canvassing Operations for 2020 Decennial Census 2) Open Area Census Offices 3) Ensure that the final 2020 Census Architecture and IT Roadmap reflects the latest Census system design 4) Deliver updated 2020 Census 	<ol style="list-style-type: none"> 1) Conduct 2020 Census 2) Deployment of non-CEDCaP systems

Indicator	2020 Decennial Census planned operational efficiencies and program milestones met							
Strategic Goal	Fulfill constitutional requirements and support economic activity							
Objective 4.1	Conduct a complete and accurate Decennial Census							
Category	Key							
Type	Outcome							
Description	Due to the nature of this program, it is important to track long-term quality, cost, and delivery schedule goals. The Census Bureau has embarked on a multi-year research and testing program focused on major innovations to the design of the census and oriented around major cost drivers.							
	FY 2013	FY 2014	FY 2015	FY 2016	FY 2017	FY 2018	FY 2019	FY 2020
				the 2020 Census 5) Conduct feasibility test of field operations 6) Conduct testing of Group Quarters design		Operate process related to the 2020 Census as scheduled with less than 15% of Plans of Action and Milestones exceeding their completion date	Operational Plan 5) Complete Authorization to Operate process related to the 2020 Census as scheduled with less than 15% of Plans of Action and Milestones exceeding their completion date	
Actual		Completed two field tests that will inform cost and quality goals for the 2020 Census	Completed preliminary design for key components of the 2020 Census to achieve cost and quality goals	1) Complete - Conducted testing of self-response strategies. 2) Complete- Conducted one field test: (field staff management and operations control). 3) Complete- Proved in	1) Completed the 2016 address canvassing test 2) Conducted a nationwide mail-out test of self-response 3) Began building a partnership database in FY 2017 and began planning of 2020 Census Integrated Communications	1) Finalized the Language Support Plan and non-English questionnaires and non-questionnaire materials for the 2020 Census 2) Implemented LUCA for the 2020 Census 3) Conducted Self Response operations for the 2018 End-to-End Census Test		

Indicator	2020 Decennial Census planned operational efficiencies and program milestones met							
Strategic Goal	Fulfill constitutional requirements and support economic activity							
Objective 4.1	Conduct a complete and accurate Decennial Census							
Category	Key							
Type	Outcome							
Description	Due to the nature of this program, it is important to track long-term quality, cost, and delivery schedule goals. The Census Bureau has embarked on a multi-year research and testing program focused on major innovations to the design of the census and oriented around major cost drivers.							
	FY 2013	FY 2014	FY 2015	FY 2016	FY 2017	FY 2018	FY 2019	FY 2020
				approach to field management processes and systems. 4) Complete-Conducted research and testing for selecting approaches for supporting non-English languages for the 2020 Census 5) Complete-Conducted feasibility test of field operations 6) Complete-Conducted testing of Group Quarters design		4) Delivered 2020 Census Questions to Congress 5) Opened 2020 Census Regional Census Centers 6) Identified space, signed leases, and designed/ builtout Wave 1 and Wave 2 Area Census Offices 7) Completed Authorization to Operate process related to the 2020 Census as scheduled with less than 15% of Plans of Action and Milestones exceeding their completion date		
Status		Met	Met	Met	Met	Met		
Trend	Stable							
Explanation (if not met in 2018)	Not Applicable							

Indicator	2020 Decennial Census planned operational efficiencies and program milestones met
Strategic Goal	Fulfill constitutional requirements and support economic activity
Objective 4.1	Conduct a complete and accurate Decennial Census
Category	Key
Type	Outcome
Description	Due to the nature of this program, it is important to track long-term quality, cost, and delivery schedule goals. The Census Bureau has embarked on a multi-year research and testing program focused on major innovations to the design of the census and oriented around major cost drivers.
Actions to be taken to correct not meeting targets	Not Applicable
Adjustments to targets	
Action(s) to achieve FY 2020 target	Continue monthly and quarterly reviews of performance data and status reports. Use very high levels of security in publicly facing systems, such as Internet Self Response, which will allow the Bureau to remove bad actors early on in the process without affecting respondents' ability to move through the system and fill out their surveys.
Notes	One quarter for the indicator "Identify space, sign leases, and design/buildout Wave 1 and Wave 2 Area Census Offices" was not met. However, the overall FY 2018 indicator was deemed as met because the 2020 Decennial Census Program achieved the remaining indicators. The Census Bureau encountered challenges in identifying locations for opening some Area Census Offices (ACOs), but has been working closely with the Government Services Administration to ensure that all ACO tasks remain on target.
Information Gaps	None

Indicator	Milestones met in developing Census information technology (IT) enterprise to enhance collection, processing, and dissemination of data							
Strategic Goal	Fulfill constitutional requirements and support economic activity							
Objective 4.1 and 4.2	4.1 Conduct a complete and accurate Decennial Census 4.2 Provide accurate data to support economic activity							
Category	Key							
Type	Outcome							
Description	The Census Bureau has initiated two enterprise programs focused on establishing shared services, minimizing redundancy, lowering complexity, and identifying cost savings for data collection, processing, and dissemination.							
	FY 2013	FY 2014	FY 2015	FY 2016	FY 2017	FY 2018	FY 2019	FY 2020
Target					<ul style="list-style-type: none"> 1) Release CEDCaP capabilities for the 2017 Economic Census 2) Release CEDCaP capabilities for the 2017 Census Test (Decennial) 3) Release CEDCaP capabilities for the 2018 Address Canvassing End-to-End Test (Decennial) 	<ul style="list-style-type: none"> 1) Release CEDCaP capabilities for the 2018 End-to-End Test (Decennial) 2) Release 75% of American Fact Finder datasets via the Census Enterprise Dissemination Services and Consumer Innovation (CEDSCI) 	<ul style="list-style-type: none"> 1) Deploy CEDCaP systems supporting the early 2020 Census Operations, including Address Canvassing 2) Develop next-generation dissemination platform for production release in FY 2020 	<ul style="list-style-type: none"> 1) Deploy CEDCaP systems in support of peak 2020 Census operations 2) Begin transition to the new dissemination system
Actual					<ul style="list-style-type: none"> 1) Released CEDCaP capabilities for the 2017 Economic Census 2) Released CEDCaP capabilities for the 2017 Census Test (Decennial) 3) Released CEDCaP capabilities for the 	<ul style="list-style-type: none"> 1) Released CEDCaP capabilities for the 2018 End-to-End Test (Decennial) 2) Released 36% of American Fact Finder datasets via the Census Enterprise 		

Indicator	Milestones met in developing Census information technology (IT) enterprise to enhance collection, processing, and dissemination of data							
Strategic Goal	Fulfill constitutional requirements and support economic activity							
Objective 4.1 and 4.2	4.1 Conduct a complete and accurate Decennial Census 4.2 Provide accurate data to support economic activity							
Category	Key							
Type	Outcome							
Description	The Census Bureau has initiated two enterprise programs focused on establishing shared services, minimizing redundancy, lowering complexity, and identifying cost savings for data collection, processing, and dissemination.							
	FY 2013	FY 2014	FY 2015	FY 2016	FY 2017	FY 2018	FY 2019	FY 2020
					2018 Address Canvassing End-to-End Test (Decennial)	Dissemination Services and Consumer Innovation (CEDSCI)		
Status					Met	Not met		
Trend	Not enough data to determine trend							
Explanation (if not met in 2018)	The CEDSCI program encountered production challenges with respect to loading data sets onto the CEDSCI Enterprise Data Dissemination Environment (EDDE) platform and the Application Programming Interface. Due to changes in the metadata model to better fit customer requirements as well as moving to an Oracle platform, there was a large amount of rework in migration from American Fact Finder (AFF) causing delays in the timeline for migration.							
Actions to be taken to correct not meeting targets	Much of the rework is completed and progress should continue at an accelerating rate as the program moves forward. In FY 2018, CEDSCI has made a customer-driven decision to maintain the legacy data dissemination system in parallel with the new dissemination system to ensure high availability of Census data to users and to provide adequate time to transition data users to the new methods for retrieving data.							
Adjustments to targets	The FY2019 target changed from a production metric to a development indicator as CEDSCI transitions to a platform for production release in FY2020.							
Action(s) to achieve FY 2020 target	CEDCaP will deploy scaled and secured systems for Internet Self Response, Enumeration, Operational Control, Paper Data Capture, and other major capabilities in support of peak operations for the 2020 Census.							
Information Gaps	None							

Indicator	Milestones met in developing Census information technology (IT) enterprise to enhance collection, processing, and dissemination of data
Strategic Goal	Fulfill constitutional requirements and support economic activity
Objective 4.1 and 4.2	4.1 Conduct a complete and accurate Decennial Census 4.2 Provide accurate data to support economic activity
Category	Key
Type	Outcome
Description	The Census Bureau has initiated two enterprise programs focused on establishing shared services, minimizing redundancy, lowering complexity, and identifying cost savings for data collection, processing, and dissemination.
Notes	<p>The CEDCaP systems include:</p> <p><u>FY2019</u></p> <ul style="list-style-type: none"> a. Enterprise Censuses and Surveys Enabling Platform—Operational Control System (ECaSE-OCS) b. Enterprise Censuses and Surveys Enabling Platform—Field Operational Control System (ECaSE FLD-OCS) c. Listing and Mapping Application (LiMA) d. Mobile Case Management (MCM) e. Mobile Operations Job Optimizer (MOJO) <p><u>FY2020</u></p> <ul style="list-style-type: none"> a. Enterprise Censuses and Surveys Enabling Platform—Operational Control System (ECaSE-OCS) b. Enterprise Censuses and Surveys Enabling Platform—Field Operational Control System (ECaSE FLD-OCS) c. Enterprise Censuses and Surveys Enabling Platform—Internet Self Response (ECaSE-ISR) d. Mobile Operations Job Optimizer (MOJO) e. Enterprise Censuses and Surveys Enabling Platform—Enumerate (ECaSE-ENUM) f. Control and Response Data System (CaRDS) g. Integrated Computer Assisted Data Entry (iCADE) h. Concurrent Analysis and Estimation System (CaES)

Indicator	Percentage of key data products for Census Bureau programs released on time to support effective decision-making of policymakers, businesses, and the public							
Strategic Goal	Fulfill constitutional requirements and support economic activity							
Objective 4.1 and 4.2	4.1 Conduct a complete and accurate Decennial Census 4.2 Provide accurate data to support economic activity							
Category	Supporting (Non-Strategic Plan)							
Type	Outcome							
Description	The Census Bureau has initiated two enterprise programs focused on establishing shared services, minimizing redundancy, lowering complexity, and identifying cost savings for data collection, processing, and dissemination.							
	FY 2013	FY 2014	FY 2015	FY 2016	FY 2017	FY 2018	FY 2019	FY 2020
Target	1) 100% of Economic Indicators 2) At least 90% of other key products	1) 100% of Economic Indicators 2) At least 90% of other key products	1) 100% of Economic Indicators 2) 90% of other key products	1) 100% of Economic Indicators 2) 90% of other key products • Economic • Geographic • Demographic	1) 100% of Economic Indicators 2) 90% of other key products • Economic • Geographic • Demographic	85% of key products • Economic • Geographic • Demographic	85% of key products • Economic • Geographic • Demographic	85% of key products • Economic • Geographic • Demographic
Actual	1) 100% of Economic Indicators 2) At least 90% of other key products	1) 100% of Economic Indicators 2) At least 90% of other key products	1) 100% of Economic Indicators 2) 86% of other key products	1) 100% of Economic Indicators 2) 87% of other key products • Economic • Geographic • Demographic	1) 100% of Economic Indicators 2) 84% of other key products • Economic • Geographic • Demographic	100% of key products • Economic • Geographic • Demographic		
Status	Met	Met	Met	Met	Met	Exceeded		
Trend	Stable							
Explanation (if not met in 2018)	Five Current Population Survey supplemental products were released and met the annual target, but one file were released one quarter later than anticipated.							
Actions to be taken to correct not meeting targets	Not applicable							
Adjustments to targets	Beginning in FY2018, the American Community Survey became its own measure to increase visibility of the program as part of the Department of Commerce Strategic Objective 4.2 "Provide accurate data to support economic activity."							
Action(s) to achieve FY 2020 target	Continually assess by monitoring survey response rates, individual and macro-level reporting of data, coverage of the demographic groups and business population, and comparison of projected costs and actual expenditures.							
Notes	The Survey of Income and Program Participation Wave 2 Public Use Files on-time release in FY 2018 led to the result of 100 percent of key products released on time.							

Indicator	Percentage of key data products for Census Bureau programs released on time to support effective decision-making of policymakers, businesses, and the public							
Strategic Goal	Fulfill constitutional requirements and support economic activity							
Objective 4.1 and 4.2	4.1 Conduct a complete and accurate Decennial Census 4.2 Provide accurate data to support economic activity							
Category	Supporting (Non-Strategic Plan)							
Type	Outcome							
Description	The Census Bureau has initiated two enterprise programs focused on establishing shared services, minimizing redundancy, lowering complexity, and identifying cost savings for data collection, processing, and dissemination.							
	FY 2013	FY 2014	FY 2015	FY 2016	FY 2017	FY 2018	FY 2019	FY 2020
Information Gaps	None							

Indicator	Complete key activities in support of the Economic Census and Census of Governments on time							
Strategic Goal	Fulfill constitutional requirements and support economic activity							
Objective 4.2	4.2 Provide accurate data to support economic activity							
Category	Supporting (Non-Strategic Plan)							
Type	Outcome							
Description	Due to the cyclical nature of these programs, it is important to track annual key activities that support the programs. The internal activities that are tracked are those considered to be the most important in meeting the long-term goals of the cyclical census programs.							
	FY 2013	FY 2014	FY 2015	FY 2016	FY 2017	FY 2018	FY 2019	FY 2020
Target					Majority of key activities completed by the end of the fiscal year: 1) Economic Census and 2) Census of Governments	Majority of key activities completed by the end of the fiscal year: 1) Economic Census and 2) Census of Governments	Majority of key activities completed by the end of the fiscal year: 1) Economic Census and 2) Census of Governments	Majority of key activities completed by the end of the fiscal year: 1) Economic Census and 2) Census of Governments
Actual					Majority of key activities completed by the end of the fiscal year: 1) Economic Census and 2) Census of Governments	Majority of key activities completed by the end of the fiscal year: 1) Economic Census and 2) Census of Governments		

Indicator	Complete key activities in support of the Economic Census and Census of Governments on time							
Strategic Goal	Fulfill constitutional requirements and support economic activity							
Objective 4.2	4.2 Provide accurate data to support economic activity							
Category	Supporting (Non-Strategic Plan)							
Type	Outcome							
Description	Due to the cyclical nature of these programs, it is important to track annual key activities that support the programs. The internal activities that are tracked are those considered to be the most important in meeting the long-term goals of the cyclical census programs.							
	FY 2013	FY 2014	FY 2015	FY 2016	FY 2017	FY 2018	FY 2019	FY 2020
Status					Met	Met		
Trend	Not enough data to determine trend							
Explanation (if not met in 2018)	Not applicable							
Actions to be taken to correct not meeting targets	Not applicable							
Adjustments to targets	Due to funding constraints throughout the economic census cycle, the Census Bureau has decided to prioritize data releases needed by the Bureau of Economic Analysis to calculate Gross Domestic Product and other economic indicators, as well as planning for the 2022 cycle. To the extent that resources permit, the program may release limited data publicly.							

Indicator	Complete key activities in support of the Economic Census and Census of Governments on time
Strategic Goal	Fulfill constitutional requirements and support economic activity
Objective 4.2	4.2 Provide accurate data to support economic activity
Category	Supporting (Non-Strategic Plan)
Type	Outcome
Description	Due to the cyclical nature of these programs, it is important to track annual key activities that support the programs. The internal activities that are tracked are those considered to be the most important in meeting the long-term goals of the cyclical census programs.
Action(s) to achieve FY 2020 target	<p>2017 Economic Census: Conduct research and development for the Census Bureau's new requirements for confidential data protection for the 2022 Economic Census and release 70% of the 2017 Economic Census Geographic Series products by September 30, 2020.</p> <p>2017 Census of Governments: Complete statistical quality evaluations of the 2017 Census of Governments by December 2019 and prepare a detailed project plan for the 2022 Census of Governments: all components by September 2020.</p>
Notes	<p>Historical operational targets and actual data that can be associated with the new indicator and its targets are only for FY 2017.</p> <p><u>For FY 2018:</u></p> <p>2017 Economic Census: Complete the initial mailout by May 31, 2018; Begin microdata analysis by June 30, 2018; Begin microdata analysis by June 30, 2018; and Release E-Correspondence and Centurion electronic reporting instruments to production by May 31, 2018.</p> <p>2017 Census of Governments: Mail finance survey forms by May 31, 2018, and release component data by September 2018.</p>
Information Gaps	None

Indicator	Percentage of principal economic indicators released on time							
Strategic Goal	Fulfill constitutional requirements and support economic activity							
Objective 4.2	4.2 Provide accurate data to support economic activity							
Category	Supporting (Non-Strategic Plan)							
Type	Output							
Description	Ensuring that data products are released on schedule is essential. OMB Statistical Directive Number 3 requires that the data for the principal economic indicators be released within prescribed time periods.							
	FY 2013	FY 2014	FY 2015	FY 2016	FY 2017	FY 2018	FY 2019	FY 2020
Target	100% of Economic Indicators	100% of Economic Indicators	100% of Economic Indicators	100% of Economic Indicators	100% of Economic Indicators	100% of Economic Indicators	100% of Economic Indicators	100% of Economic Indicators
Actual	100% of Economic Indicators	100% of Economic Indicators	100% of Economic Indicators	100% of Economic Indicators	100% of Economic Indicators	100% of Economic Indicators		
Status	Met	Met	Met	Met	Met	Met		
Trend	Stable							
Explanation (if not met in 2018)	Not applicable							
Actions to be taken to correct not meeting targets	Not applicable							
Adjustments to targets								
Action(s) to achieve FY 2020 target	Survey directors will continue to assess progress by monitoring survey response rates, individual and macro-level reporting of data, coverage of the demographic groups and business population, and comparison of projected costs and actual expenditures.							
Notes								
Information Gaps	None							

Proposed New Indicators

Indicator	American Community Survey data products released as scheduled							
Strategic Goal	Fulfill constitutional requirements and support economic activity							
Objective 4.2	4.2 Provide accurate data to support economic activity							
Category	Strategic Plan							
Type	Outcome							
Description	The American Community Survey (ACS) includes the release of detailed social, economic, and housing data. The ACS replaced the Decennial Census' long form in 2005. People increasingly depend on the most current Census Bureau population and income data to made decision on business locations and investments in real estate. Communities rely on this data to measure the demand for housing, predict future needs, and identify trends.							
	FY 2013	FY 2014	FY 2015	FY 2016	FY 2017	FY 2018	FY 2019	FY 2020
Target	Core ACS tables released by 9/30/2013	Core ACS tables released by 9/30/2014	ACS data products released as scheduled	ACS data products released as scheduled	ACS data products released as scheduled	ACS data products released as scheduled	ACS data products released as scheduled	ACS data products released as scheduled
Actual	Core ACS tables released by 9/30/2013	Core ACS tables released by 9/30/2014	ACS data products released as scheduled	ACS data products released as scheduled	ACS data products released as scheduled	ACS data products released as scheduled		
Status	Met	Met	Met	Met	Met	Met		
Trend	New indicator – not enough data							
Explanation (if not met in 2018)	Not Applicable							
Actions to be taken to correct not meeting target	Not Applicable							
Adjustments to targets	Not Applicable							
Notes	Performance data is available after FY 2013.							
Information Gaps	None							
Reason for New Indicator	This performance indicator was previously a target under “Percentage of key data products for Census Bureau programs released on time to support effective decision-making of policymakers, businesses, and the public.” As its own measure, this performance indicator in order to align to the Department of Commerce Strategic Plan Objective 4.2: “Provide accurate data to support economic activity.							
Indicator(s) being replaced	None							

Indicator	Accelerate production of new data and information products through public-private partnerships							
Strategic Goal	Enhance Job Creation							
Objective 2.3	2.3 Strengthen domestic commerce and the U.S. industrial base							
Category	Supporting (Strategic Plan)							
Type	Outcome							
Description	The Opportunity Project is a data product accelerator led by the Census Bureau, which catalyzes industry innovation using open data from the Census Bureau's current survey programs. Through 14-week collaborative technology sprints, the project brings together government, data, policymakers, the technology industry, and communities to rapidly prototype solutions to our greatest economic challenges, including access to jobs, stimulating economic development, and access to quality education.							
	FY 2013	FY 2014	FY 2015	FY 2016	FY 2017	FY 2018	FY 2019	FY 2020
Target							Complete 10 new products by external organizations using this approach	Complete 10 new products by external organizations using this approach
Actual								
Status								
Trend	New indicator – not enough data							
Explanation (if not met in 2018)	Not Applicable							
Actions to be taken to correct not meeting target	Not Applicable							
Adjustments to targets	Not Applicable							
Notes								
Information Gaps	None							
Reason for New Indicator	The Census Bureau is introducing this performance indicator in order to align to the Department of Commerce Strategic Plan Objective 2.3: Strengthen domestic commerce and the U.S. industrial base, and its associated performance indicator "Time-to-market for new information products and services." This performance indicator also addresses the Cross-Agency Priority goal: Leveraging data as a strategic asset within the President's Management Agenda for Federal Data Strategy 4: Commercialization, Augmentation, and Public Use.							
Indicator(s) being replaced	None							

Resource Requirements Table

Past Funding from FY 2013 to FY 2017

	FY 2013 Actual	FY 2014 Actual	FY 2015 Actual	FY 2016 Actual	FY 2017 Actual
Strategic Goal: Data					
Total Budget Authority					
Direct	887.4	968.2	1104.6	1397.1	1486.0
Reimbursable	0.0	0.0	0.0	0.0	0.0
Total	887.4	968.2	1104.6	1397.1	1486.0
Total Positions	8,290	8,385	6,854	7,392	9,127

Funding from FY 2018 to FY 2020

	FY 2018 Actual	FY 2019 Enacted	FY 2020 Base	Increase / Decrease	FY 2020 Request
Strategic Goal: Fulfill Constitutional Requirements and Support Economic Activity					
Strategic Objective 4.1: Conduct a Complete and Accurate Decennial Census					
Total Budget Authority*					
Direct	2,161.5	3,153.7	3,179.3	2,262.2	5,441.5
Reimbursable	0.0	0.0	0.0	0.0	0.0
Total	2,161.5	3,153.7	3,179.3	2,262.2	5,441.5
Total Positions	4,213	87,036	87,036	243,413	330,449
Strategic Goal: Fulfill Constitutional Requirements and Support Economic Activity					
Strategic Objective 4.2: Provide Accurate Data to Support Economic Activity					
Total Budget Authority					
Direct	668.6	684.1	736.8	-12.5	724.4
Reimbursable	0	0	0	0	0
Total	668.6	684.1	736.8	-12.5	724.4
Total Positions	6,923	7,403	7,403	-114	7,289

*Table may not add due to rounding.

THIS PAGE INTENTIONALLY LEFT BLANK