



# Standard Pay Tables

Report run on: January 9, 2007 9:43 AM

Page 1 of 132

PPS: ATLZA OPM:ATL ADMINISTRATIVE Path: ZA Effective: 07-JAN-07  
 Prev. Yr Rate .151 Curr. Yr Rate: .1589 Loc. Diff: 1.00686 Gen. Inc.: 1.7 Issued: 21-DEC-06

Band	I	II	III	IV	V
GS Range	1-6	7-10	11-12	13-14	15-15
Interval					
01	19,273 - 29,832	36,783 - 49,063	54,438 - 67,943	77,590 - 96,079	107,851 - 122,231
02	29,833 - 37,751	49,064 - 58,272	67,944 - 78,072	96,080 - 109,946	122,232 - 133,015
03	37,752 - 43,030	58,273 - 64,412	78,073 - 84,825	109,947 - 119,191	133,016 - 140,205
04	43,031 - 44,321	64,413 - 66,344	84,826 - 87,370	119,192 - 122,767	140,206 - 144,411
05	44,322 - 45,651	66,345 - 68,334	87,371 - 89,991	122,768 - 126,450	144,412 - 145,400

**Cities:**

**Counties:**

- |                                      |                                    |
|--------------------------------------|------------------------------------|
| <i>Chambers Co. AL 01 0000 017</i>   | <i>Barrow Co. GA 13 0000 013</i>   |
| <i>Bartow Co. GA 13 0000 015</i>     | <i>Butts Co. GA 13 0000 035</i>    |
| <i>Carroll Co. GA 13 0000 045</i>    | <i>Cherokee Co. GA 13 0000 057</i> |
| <i>Clayton Co. GA 13 0000 063</i>    | <i>Cobb Co. GA 13 0000 067</i>     |
| <i>Coweta Co. GA 13 0000 077</i>     | <i>Dawson Co. GA 13 0000 085</i>   |
| <i>DeKalb Co. GA 13 0000 089</i>     | <i>Douglas Co. GA 13 0000 097</i>  |
| <i>Fayette Co. GA 13 0000 113</i>    | <i>Forsyth Co. GA 13 0000 117</i>  |
| <i>Fulton Co. GA 13 0000 121</i>     | <i>Gwinnett Co. GA 13 0000 135</i> |
| <i>Hall Co. GA 13 0000 139</i>       | <i>Haralson Co. GA 13 0000 143</i> |
| <i>Heard Co. GA 13 0000 149</i>      | <i>Henry Co. GA 13 0000 151</i>    |
| <i>Jasper Co. GA 13 0000 159</i>     | <i>Lamar Co. GA 13 0000 171</i>    |
| <i>Meriwether Co. GA 13 0000 199</i> | <i>Newton Co. GA 13 0000 217</i>   |
| <i>Paulding Co. GA 13 0000 223</i>   | <i>Pickens Co. GA 13 0000 227</i>  |
| <i>Pike Co. GA 13 0000 231</i>       | <i>Polk Co. GA 13 0000 233</i>     |
| <i>Rockdale Co. GA 13 0000 247</i>   | <i>Spalding Co. GA 13 0000 255</i> |
| <i>Troup Co. GA 13 0000 285</i>      | <i>Upson Co. GA 13 0000 293</i>    |
| <i>Walton Co. GA 13 0000 297</i>     |                                    |

**Locality Area:**

**Atlanta-Sandy Springs-Gainesville, GA-AL**





# Standard Pay Tables

Report run on: January 9, 2007 9:43 AM

Page 2 of 132

PPS: ATLZP OPM:ATL PROFESSIONAL Path: ZP Effective: 07-JAN-07  
 Prev. Yr Rate .151 Curr. Yr Rate: .1589 Loc. Diff: 1.00686 Gen. Inc.: 1.7 Issued: 21-DEC-06

Band	I	II	III	IV	V
GS Range	1-6	7-10	11-12	13-14	15-15
Interval					
01	19,273 - 29,832	36,783 - 49,063	54,438 - 67,943	77,590 - 96,079	107,851 - 122,231
02	29,833 - 37,751	49,064 - 58,272	67,944 - 78,072	96,080 - 109,946	122,232 - 133,015
03	37,752 - 43,030	58,273 - 64,412	78,073 - 84,825	109,947 - 119,191	133,016 - 140,205
04	43,031 - 44,321	64,413 - 66,344	84,826 - 87,370	119,192 - 122,767	140,206 - 144,411
05	44,322 - 45,651	66,345 - 68,334	87,371 - 89,991	122,768 - 126,450	144,412 - 145,400

**Cities:**

**Counties:**

- Chambers Co. AL 01 0000 017
- Bartow Co. GA 13 0000 015
- Carroll Co. GA 13 0000 045
- Clayton Co. GA 13 0000 063
- Coweta Co. GA 13 0000 077
- DeKalb Co. GA 13 0000 089
- Fayette Co. GA 13 0000 113
- Fulton Co. GA 13 0000 121
- Hall Co. GA 13 0000 139
- Heard Co. GA 13 0000 149
- Jasper Co. GA 13 0000 159
- Meriwether Co. GA 13 0000 199
- Paulding Co. GA 13 0000 223
- Pike Co. GA 13 0000 231
- Rockdale Co. GA 13 0000 247
- Troup Co. GA 13 0000 285
- Walton Co. GA 13 0000 297
- Barrow Co. GA 13 0000 013
- Butts Co. GA 13 0000 035
- Cherokee Co. GA 13 0000 057
- Cobb Co. GA 13 0000 067
- Dawson Co. GA 13 0000 085
- Douglas Co. GA 13 0000 097
- Forsyth Co. GA 13 0000 117
- Gwinnett Co. GA 13 0000 135
- Haralson Co. GA 13 0000 143
- Henry Co. GA 13 0000 151
- Lamar Co. GA 13 0000 171
- Newton Co. GA 13 0000 217
- Pickens Co. GA 13 0000 227
- Polk Co. GA 13 0000 233
- Spalding Co. GA 13 0000 255
- Upson Co. GA 13 0000 293

**Locality Area:**

Atlanta-Sandy Springs-Gainesville, GA-AL





# Standard Pay Tables

Report run on: January 9, 2007 9:43 AM

Page 3 of 132

PPS: ATLZS OPM:ATL CLERICAL AND SUPPORT Path: ZS Effective: 07-JAN-07  
 Prev. Yr Rate .151 Curr. Yr Rate: .1589 Loc. Diff: 1.00686 Gen. Inc.: 1.7 Issued: 21-DEC-06

Band	I	II	III	IV	V
GS Range	1-2	3-4	5-6	7-8	9-10
Interval					
01	19,273 - 22,825	23,643 - 28,468	29,694 - 35,621	36,783 - 43,973	44,993 - 53,624
02	22,826 - 25,489	28,469 - 32,087	35,622 - 40,066	43,974 - 49,366	53,625 - 60,097
03	25,490 - 27,265	32,088 - 34,499	40,067 - 43,030	49,367 - 52,961	60,098 - 64,412
04	27,266 - 28,083	34,500 - 35,534	43,031 - 44,321	52,962 - 54,550	64,413 - 66,344
05	28,084 - 28,925	35,535 - 36,600	44,322 - 45,651	54,551 - 56,187	66,345 - 68,334

**Cities:**

**Counties:**

- Chambers Co. AL 01 0000 017
- Bartow Co. GA 13 0000 015
- Carroll Co. GA 13 0000 045
- Clayton Co. GA 13 0000 063
- Coweta Co. GA 13 0000 077
- DeKalb Co. GA 13 0000 089
- Fayette Co. GA 13 0000 113
- Fulton Co. GA 13 0000 121
- Hall Co. GA 13 0000 139
- Heard Co. GA 13 0000 149
- Jasper Co. GA 13 0000 159
- Meriwether Co. GA 13 0000 199
- Paulding Co. GA 13 0000 223
- Pike Co. GA 13 0000 231
- Rockdale Co. GA 13 0000 247
- Troup Co. GA 13 0000 285
- Walton Co. GA 13 0000 297
- Barrow Co. GA 13 0000 013
- Butts Co. GA 13 0000 035
- Cherokee Co. GA 13 0000 057
- Cobb Co. GA 13 0000 067
- Dawson Co. GA 13 0000 085
- Douglas Co. GA 13 0000 097
- Forsyth Co. GA 13 0000 117
- Gwinnett Co. GA 13 0000 135
- Haralson Co. GA 13 0000 143
- Henry Co. GA 13 0000 151
- Lamar Co. GA 13 0000 171
- Newton Co. GA 13 0000 217
- Pickens Co. GA 13 0000 227
- Polk Co. GA 13 0000 233
- Spalding Co. GA 13 0000 255
- Upson Co. GA 13 0000 293

**Locality Area:**

Atlanta-Sandy Springs-Gainesville, GA-AL





# Standard Pay Tables

Report run on: January 9, 2007 9:43 AM

Page 4 of 132

PPS: ATLZT OPM:ATL SCIENTIFIC & TECHNICAL Path: ZT Effective: 07-JAN-07  
 Prev. Yr Rate .151 Curr. Yr Rate: .1589 Loc. Diff: 1.00686 Gen. Inc.: 1.7 Issued: 21-DEC-06

Band	I	II	III	IV	V
GS Range	1-4	5-8	9-10	11-12	13-13
Interval					
01	19,273 - 26,040	29,694 - 40,035	44,993 - 53,624	54,438 - 67,943	77,590 - 87,936
02	26,041 - 31,115	40,036 - 47,791	53,625 - 60,097	67,944 - 78,072	87,937 - 95,696
03	31,116 - 34,499	47,792 - 52,961	60,098 - 64,412	78,073 - 84,825	95,697 - 100,869
04	34,500 - 35,534	52,962 - 54,550	64,413 - 66,344	84,826 - 87,370	100,870 - 103,895
05	35,535 - 36,600	54,551 - 56,187	66,345 - 68,334	87,371 - 89,991	103,896 - 107,012

**Cities:**

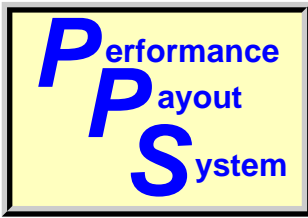
**Counties:**

- |                                      |                                    |
|--------------------------------------|------------------------------------|
| <i>Chambers Co. AL 01 0000 017</i>   | <i>Barrow Co. GA 13 0000 013</i>   |
| <i>Bartow Co. GA 13 0000 015</i>     | <i>Butts Co. GA 13 0000 035</i>    |
| <i>Carroll Co. GA 13 0000 045</i>    | <i>Cherokee Co. GA 13 0000 057</i> |
| <i>Clayton Co. GA 13 0000 063</i>    | <i>Cobb Co. GA 13 0000 067</i>     |
| <i>Coweta Co. GA 13 0000 077</i>     | <i>Dawson Co. GA 13 0000 085</i>   |
| <i>DeKalb Co. GA 13 0000 089</i>     | <i>Douglas Co. GA 13 0000 097</i>  |
| <i>Fayette Co. GA 13 0000 113</i>    | <i>Forsyth Co. GA 13 0000 117</i>  |
| <i>Fulton Co. GA 13 0000 121</i>     | <i>Gwinnett Co. GA 13 0000 135</i> |
| <i>Hall Co. GA 13 0000 139</i>       | <i>Haralson Co. GA 13 0000 143</i> |
| <i>Heard Co. GA 13 0000 149</i>      | <i>Henry Co. GA 13 0000 151</i>    |
| <i>Jasper Co. GA 13 0000 159</i>     | <i>Lamar Co. GA 13 0000 171</i>    |
| <i>Meriwether Co. GA 13 0000 199</i> | <i>Newton Co. GA 13 0000 217</i>   |
| <i>Paulding Co. GA 13 0000 223</i>   | <i>Pickens Co. GA 13 0000 227</i>  |
| <i>Pike Co. GA 13 0000 231</i>       | <i>Polk Co. GA 13 0000 233</i>     |
| <i>Rockdale Co. GA 13 0000 247</i>   | <i>Spalding Co. GA 13 0000 255</i> |
| <i>Troup Co. GA 13 0000 285</i>      | <i>Upson Co. GA 13 0000 293</i>    |
| <i>Walton Co. GA 13 0000 297</i>     |                                    |

**Locality Area:**

**Atlanta-Sandy Springs-Gainesville, GA-AL**

---



# Standard Pay Tables

Report run on: January 9, 2007 9:43 AM

Page 5 of 132

PPS: BOSZA OPM: BOS ADMINISTRATIVE Path: ZA Effective: 07-JAN-07  
 Prev. Yr Rate .1999 Curr. Yr Rate: .2097 Loc. Diff: 1.00817 Gen. Inc.: 1.7 Issued: 21-DEC-06

Band	I	II	III	IV	V
GS Range	1-6	7-10	11-12	13-14	15-15
Interval					
01	20,117 - 31,139	38,396 - 51,213	56,824 - 70,921	80,991 - 100,291	112,578 - 127,166
02	31,140 - 39,405	51,214 - 60,826	70,922 - 81,494	100,292 - 114,765	127,167 - 138,106
03	39,406 - 44,916	60,827 - 67,235	81,495 - 88,543	114,766 - 124,415	138,107 - 145,400
04	44,917 - 46,263	67,236 - 69,252	88,544 - 91,199	124,416 - 128,147	145,400 - 145,400
05	46,264 - 47,651	69,253 - 71,330	91,200 - 93,935	128,148 - 131,991	145,400 - 145,400

Cities: Berwick, York County, ME 23 0450 031 Cape Neddick, York County, ME 23 1445 031  
 Eliot, York County, ME 23 2450 031 Kittery, York County, ME 23 4250 031  
 Kittery Point, York County, ME 23 4300 031 Portsmouth Naval Shipyard, Kittery, York County, ME 23 6405 031  
 South Berwick, York County, ME 23 7450 031 York, York County, ME 23 9800 031  
 York Beach, York County, ME 23 9900 031 York Harbor, York County, ME 23 9950 031

Counties: Barnstable Co. MA 25 0000 001 Bristol Co. MA 25 0000 005  
 Essex Co. MA 25 0000 009 Middlesex Co. MA 25 0000 017  
 Norfolk Co. MA 25 0000 021 Plymouth Co. MA 25 0000 023  
 Suffolk Co. MA 25 0000 025 Worcester Co. MA 25 0000 027  
 Belknap Co. NH 33 0000 001 Hillsborough Co. NH 33 0000 011  
 Merrimack Co. NH 33 0000 013 Rockingham Co. NH 33 0000 015  
 Strafford Co. NH 33 0000 017 Bristol Co. RI 44 0000 001  
 Kent Co. RI 44 0000 003 Newport Co. RI 44 0000 005  
 Providence Co. RI 44 0000 007 Washington Co. RI 44 0000 009

Locality Area:

Boston-Worcester-Manchester, MA-NH-ME-RI





# Standard Pay Tables

Report run on: January 9, 2007 9:43 AM

Page 6 of 132

PPS: BOSZP OPM: BOS PROFESSIONAL Path: ZP Effective: 07-JAN-07  
 Prev. Yr Rate .1999 Curr. Yr Rate: .2097 Loc. Diff: 1.00817 Gen. Inc.: 1.7 Issued: 21-DEC-06

Band	I	II	III	IV	V
GS Range	1-6	7-10	11-12	13-14	15-15
Interval					
01	20,117 - 31,139	38,396 - 51,213	56,824 - 70,921	80,991 - 100,291	112,578 - 127,166
02	31,140 - 39,405	51,214 - 60,826	70,922 - 81,494	100,292 - 114,765	127,167 - 138,106
03	39,406 - 44,916	60,827 - 67,235	81,495 - 88,543	114,766 - 124,415	138,107 - 145,400
04	44,917 - 46,263	67,236 - 69,252	88,544 - 91,199	124,416 - 128,147	145,400 - 145,400
05	46,264 - 47,651	69,253 - 71,330	91,200 - 93,935	128,148 - 131,991	145,400 - 145,400

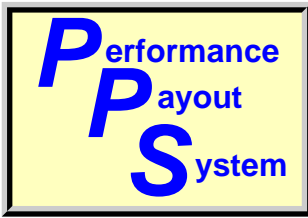
Cities: Berwick, York County, ME 23 0450 031 Cape Neddick, York County, ME 23 1445 031  
 Eliot, York County, ME 23 2450 031 Kittery, York County, ME 23 4250 031  
 Kittery Point, York County, ME 23 4300 031 Portsmouth Naval Shipyard, Kittery, York County, ME 23 6405 031  
 South Berwick, York County, ME 23 7450 031 York, York County, ME 23 9800 031  
 York Beach, York County, ME 23 9900 031 York Harbor, York County, ME 23 9950 031

Counties: Barnstable Co. MA 25 0000 001 Bristol Co. MA 25 0000 005  
 Essex Co. MA 25 0000 009 Middlesex Co. MA 25 0000 017  
 Norfolk Co. MA 25 0000 021 Plymouth Co. MA 25 0000 023  
 Suffolk Co. MA 25 0000 025 Worcester Co. MA 25 0000 027  
 Belknap Co. NH 33 0000 001 Hillsborough Co. NH 33 0000 011  
 Merrimack Co. NH 33 0000 013 Rockingham Co. NH 33 0000 015  
 Strafford Co. NH 33 0000 017 Bristol Co. RI 44 0000 001  
 Kent Co. RI 44 0000 003 Newport Co. RI 44 0000 005  
 Providence Co. RI 44 0000 007 Washington Co. RI 44 0000 009

Locality Area:

Boston-Worcester-Manchester, MA-NH-ME-RI





# Standard Pay Tables

Report run on: January 9, 2007 9:43 AM

Page 7 of 132

PPS: BOSZS OPM: BOS CLERICAL AND SUPPORT Path: ZS Effective: 07-JAN-07  
 Prev. Yr Rate .1999 Curr. Yr Rate: .2097 Loc. Diff: 1.00817 Gen. Inc.: 1.7 Issued: 21-DEC-06

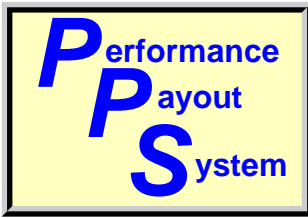
Band	I	II	III	IV	V
GS Range	1-2	3-4	5-6	7-8	9-10
Interval					
01	20,117 - 23,825	24,679 - 29,716	30,996 - 37,183	38,396 - 45,901	46,965 - 55,974
02	23,826 - 26,607	29,717 - 33,494	37,184 - 41,823	45,902 - 51,530	55,975 - 62,731
03	26,608 - 28,461	33,495 - 36,012	41,824 - 44,916	51,531 - 55,282	62,732 - 67,235
04	28,462 - 29,315	36,013 - 37,092	44,917 - 46,263	55,283 - 56,940	67,236 - 69,252
05	29,316 - 30,194	37,093 - 38,205	46,264 - 47,651	56,941 - 58,648	69,253 - 71,330

Cities: Berwick, York County, ME 23 0450 031 Cape Neddick, York County, ME 23 1445 031  
 Eliot, York County, ME 23 2450 031 Kittery, York County, ME 23 4250 031  
 Kittery Point, York County, ME 23 4300 031 Portsmouth Naval Shipyard, Kittery, York County, ME 23 6405 031  
 South Berwick, York County, ME 23 7450 031 York, York County, ME 23 9800 031  
 York Beach, York County, ME 23 9900 031 York Harbor, York County, ME 23 9950 031

Counties: Barnstable Co. MA 25 0000 001 Bristol Co. MA 25 0000 005  
 Essex Co. MA 25 0000 009 Middlesex Co. MA 25 0000 017  
 Norfolk Co. MA 25 0000 021 Plymouth Co. MA 25 0000 023  
 Suffolk Co. MA 25 0000 025 Worcester Co. MA 25 0000 027  
 Belknap Co. NH 33 0000 001 Hillsborough Co. NH 33 0000 011  
 Merrimack Co. NH 33 0000 013 Rockingham Co. NH 33 0000 015  
 Strafford Co. NH 33 0000 017 Bristol Co. RI 44 0000 001  
 Kent Co. RI 44 0000 003 Newport Co. RI 44 0000 005  
 Providence Co. RI 44 0000 007 Washington Co. RI 44 0000 009

Locality Area:

Boston-Worcester-Manchester, MA-NH-ME-RI



# Standard Pay Tables

Report run on: January 9, 2007 9:43 AM

Page 8 of 132

PPS: BOSZT OPM: BOS SCIENTIFIC & TECHNICAL Path: ZT Effective: 07-JAN-07  
 Prev. Yr Rate .1999 Curr. Yr Rate: .2097 Loc. Diff: 1.00817 Gen. Inc.: 1.7 Issued: 21-DEC-06

Band	I	II	III	IV	V
GS Range	1-4	5-8	9-10	11-12	13-13
Interval					
01	20,117 - 27,181	30,996 - 41,790	46,965 - 55,974	56,824 - 70,921	80,991 - 91,791
02	27,182 - 32,480	41,791 - 49,885	55,975 - 62,731	70,922 - 81,494	91,792 - 99,891
03	32,481 - 36,012	49,886 - 55,282	62,732 - 67,235	81,495 - 88,543	99,892 - 105,291
04	36,013 - 37,092	55,283 - 56,940	67,236 - 69,252	88,544 - 91,199	105,292 - 108,450
05	37,093 - 38,205	56,941 - 58,648	69,253 - 71,330	91,200 - 93,935	108,451 - 111,704

Cities: Berwick, York County, ME 23 0450 031 Cape Neddick, York County, ME 23 1445 031  
 Eliot, York County, ME 23 2450 031 Kittery, York County, ME 23 4250 031  
 Kittery Point, York County, ME 23 4300 031 Portsmouth Naval Shipyard, Kittery, York County, ME 23 6405 031  
 South Berwick, York County, ME 23 7450 031 York, York County, ME 23 9800 031  
 York Beach, York County, ME 23 9900 031 York Harbor, York County, ME 23 9950 031

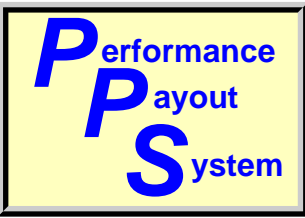
Counties: Barnstable Co. MA 25 0000 001 Bristol Co. MA 25 0000 005  
 Essex Co. MA 25 0000 009 Middlesex Co. MA 25 0000 017  
 Norfolk Co. MA 25 0000 021 Plymouth Co. MA 25 0000 023  
 Suffolk Co. MA 25 0000 025 Worcester Co. MA 25 0000 027  
 Belknap Co. NH 33 0000 001 Hillsborough Co. NH 33 0000 011  
 Merrimack Co. NH 33 0000 013 Rockingham Co. NH 33 0000 015  
 Strafford Co. NH 33 0000 017 Bristol Co. RI 44 0000 001  
 Kent Co. RI 44 0000 003 Newport Co. RI 44 0000 005  
 Providence Co. RI 44 0000 007 Washington Co. RI 44 0000 009

Locality Area:

Boston-Worcester-Manchester, MA-NH-ME-RI

-----





# Standard Pay Tables

Report run on: January 9, 2007 9:43 AM

Page 9 of 132

PPS: BUZA    OPM:BU    ADMINISTRATIVE    Path: ZA    Effective: 07-JAN-07  
 Prev. Yr Rate .1352    Curr. Yr Rate: .1415    Loc. Diff: 1.00555    Gen. Inc.: 1.7    Issued: 21-DEC-06

Band	I	II	III	IV	V
GS Range	1-6	7-10	11-12	13-14	15-15
Interval					
01	18,983 - 29,383	36,231 - 48,326	53,621 - 66,923	76,425 - 94,637	106,231 - 120,395
02	29,384 - 37,184	48,327 - 57,397	66,924 - 76,900	94,638 - 108,295	120,396 - 131,018
03	37,185 - 42,384	57,398 - 63,445	76,901 - 83,551	108,296 - 117,401	131,019 - 138,100
04	42,385 - 43,656	63,446 - 65,348	83,552 - 86,058	117,402 - 120,923	138,101 - 142,243
05	43,657 - 44,966	65,349 - 67,308	86,059 - 88,640	120,924 - 124,551	142,244 - 145,400

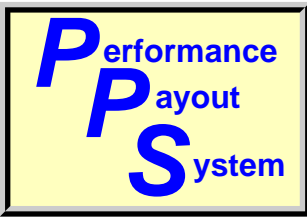
Cities:

Counties:              Cattaraugus Co. NY 36 0000 009              Erie Co. NY 36 0000 029  
   Niagara Co. NY 36 0000 063

Locality Area:

**Buffalo-Niagara-Cattaraugus, NY**

---



# Standard Pay Tables

Report run on: January 9, 2007 9:43 AM

Page 10 of 132

PPS: BUZP OPM:BU PROFESSIONAL Path: ZP Effective: 07-JAN-07  
Prev. Yr Rate .1352 Curr. Yr Rate: .1415 Loc. Diff: 1.00555 Gen. Inc.: 1.7 Issued: 21-DEC-06

Band	I	II	III	IV	V
GS Range	1-6	7-10	11-12	13-14	15-15
Interval					
01	18,983 - 29,383	36,231 - 48,326	53,621 - 66,923	76,425 - 94,637	106,231 - 120,395
02	29,384 - 37,184	48,327 - 57,397	66,924 - 76,900	94,638 - 108,295	120,396 - 131,018
03	37,185 - 42,384	57,398 - 63,445	76,901 - 83,551	108,296 - 117,401	131,019 - 138,100
04	42,385 - 43,656	63,446 - 65,348	83,552 - 86,058	117,402 - 120,923	138,101 - 142,243
05	43,657 - 44,966	65,349 - 67,308	86,059 - 88,640	120,924 - 124,551	142,244 - 145,400

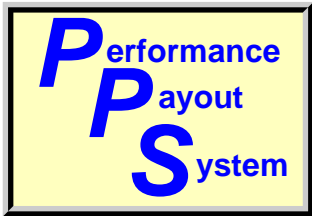
Cities:

Counties: Cattaraugus Co. NY 36 0000 009 Erie Co. NY 36 0000 029  
Niagara Co. NY 36 0000 063

Locality Area:

**Buffalo-Niagara-Cattaraugus, NY**

---



# Standard Pay Tables

Report run on: January 9, 2007 9:43 AM

Page 11 of 132

PPS: BUZS OPM:BU CLERICAL AND SUPPORT Path: ZS Effective: 07-JAN-07  
 Prev. Yr Rate .1352 Curr. Yr Rate: .1415 Loc. Diff: 1.00555 Gen. Inc.: 1.7 Issued: 21-DEC-06

Band	I	II	III	IV	V
GS Range	1-2	3-4	5-6	7-8	9-10
Interval					
01	18,983 - 22,482	23,288 - 28,040	29,249 - 35,087	36,231 - 43,313	44,318 - 52,819
02	22,483 - 25,106	28,041 - 31,605	35,088 - 39,465	43,314 - 48,624	52,820 - 59,195
03	25,107 - 26,856	31,606 - 33,981	39,466 - 42,384	48,625 - 52,165	59,196 - 63,445
04	26,857 - 27,662	33,982 - 35,000	42,385 - 43,656	52,166 - 53,730	63,446 - 65,348
05	27,663 - 28,492	35,001 - 36,050	43,657 - 44,966	53,731 - 55,342	65,349 - 67,308

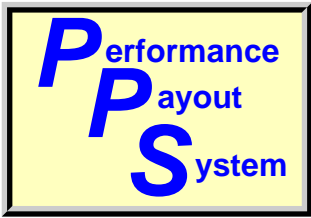
**Cities:**

Cattaraugus Co. NY 36 0000 009 Erie Co. NY 36 0000 029  
 Niagara Co. NY 36 0000 063

**Locality Area:**

**Buffalo-Niagara-Cattaraugus, NY**

---



# Standard Pay Tables

Report run on: January 9, 2007 9:43 AM

Page 12 of 132

PPS: BUZT OPM:BU SCIENTIFIC & TECHNICAL Path: ZT Effective: 07-JAN-07  
Prev. Yr Rate .1352 Curr. Yr Rate: .1415 Loc. Diff: 1.00555 Gen. Inc.: 1.7 Issued: 21-DEC-06

Band	I	II	III	IV	V
GS Range	1-4	5-8	9-10	11-12	13-13
Interval					
01	18,983 - 25,649	29,249 - 39,434	44,318 - 52,819	53,621 - 66,923	76,425 - 86,616
02	25,650 - 30,648	39,435 - 47,073	52,820 - 59,195	66,924 - 76,900	86,617 - 94,259
03	30,649 - 33,981	47,074 - 52,165	59,196 - 63,445	76,901 - 83,551	94,260 - 99,355
04	33,982 - 35,000	52,166 - 53,730	63,446 - 65,348	83,552 - 86,058	99,356 - 102,336
05	35,001 - 36,050	53,731 - 55,342	65,349 - 67,308	86,059 - 88,640	102,337 - 105,406

**Cities:**

Counties: Cattaraugus Co. NY 36 0000 009 Erie Co. NY 36 0000 029  
Niagara Co. NY 36 0000 063

**Locality Area:**

**Buffalo-Niagara-Cattaraugus, NY**

---



# Standard Pay Tables

Report run on: January 9, 2007 9:43 AM

Page 13 of 132

PPS: CHIZA OPM: CHI ADMINISTRATIVE Path: ZA Effective: 07-JAN-07

Prev. Yr Rate .2115 Curr. Yr Rate: .2179 Loc. Diff: 1.00528 Gen. Inc.: 1.7 Issued: 21-DEC-06

Band	I	II	III	IV	V
GS Range	1-6	7-10	11-12	13-14	15-15
Interval					
01	20,254 - 31,350	38,656 - 51,560	57,210 - 71,402	81,540 - 100,971	113,341 - 127,589
02	31,351 - 39,673	51,561 - 61,239	71,403 - 82,047	100,972 - 115,544	127,590 - 138,276
03	39,674 - 45,221	61,240 - 67,691	82,048 - 89,143	115,545 - 125,259	138,277 - 145,400
04	45,222 - 46,578	67,692 - 69,722	89,144 - 91,817	125,260 - 129,017	145,400 - 145,400
05	46,579 - 47,975	69,723 - 71,814	91,818 - 94,572	129,018 - 132,888	145,400 - 145,400

**Cities:**

**Counties:**

- |                            |                             |
|----------------------------|-----------------------------|
| Cook Co. IL 17 0000 031    | DeKalb Co. IL 17 0000 037   |
| DuPage Co. IL 17 0000 043  | Grundy Co. IL 17 0000 063   |
| Kane Co. IL 17 0000 089    | Kankakee Co. IL 17 0000 091 |
| Kendall Co. IL 17 0000 093 | Lake Co. IL 17 0000 097     |
| McHenry Co. IL 17 0000 111 | Will Co. IL 17 0000 197     |
| Jasper Co. IN 18 0000 073  | Lake Co. IN 18 0000 089     |
| LaPorte Co. IN 18 0000 091 | Newton Co. IN 18 0000 111   |
| Porter Co. IN 18 0000 127  | Kenosha Co. WI 55 0000 059  |

**Locality Area:**

**Chicago-Naperville-Michigan City, IL-IN-WI**

---



# Standard Pay Tables

Report run on: January 9, 2007 9:43 AM

Page 14 of 132

PPS: CHIZP OPM:CHI PROFESSIONAL Path: ZP Effective: 07-JAN-07  
 Prev. Yr Rate .2115 Curr. Yr Rate: .2179 Loc. Diff: 1.00528 Gen. Inc.: 1.7 Issued: 21-DEC-06

Band	I	II	III	IV	V
GS Range	1-6	7-10	11-12	13-14	15-15
Interval					
01	20,254 - 31,350	38,656 - 51,560	57,210 - 71,402	81,540 - 100,971	113,341 - 127,589
02	31,351 - 39,673	51,561 - 61,239	71,403 - 82,047	100,972 - 115,544	127,590 - 138,276
03	39,674 - 45,221	61,240 - 67,691	82,048 - 89,143	115,545 - 125,259	138,277 - 145,400
04	45,222 - 46,578	67,692 - 69,722	89,144 - 91,817	125,260 - 129,017	145,400 - 145,400
05	46,579 - 47,975	69,723 - 71,814	91,818 - 94,572	129,018 - 132,888	145,400 - 145,400

**Cities:**

**Counties:**

- Cook Co. IL 17 0000 031
- DuPage Co. IL 17 0000 043
- Kane Co. IL 17 0000 089
- Kendall Co. IL 17 0000 093
- McHenry Co. IL 17 0000 111
- Jasper Co. IN 18 0000 073
- LaPorte Co. IN 18 0000 091
- Porter Co. IN 18 0000 127
- DeKalb Co. IL 17 0000 037
- Grundy Co. IL 17 0000 063
- Kankakee Co. IL 17 0000 091
- Lake Co. IL 17 0000 097
- Will Co. IL 17 0000 197
- Lake Co. IN 18 0000 089
- Newton Co. IN 18 0000 111
- Kenosha Co. WI 55 0000 059

**Locality Area:**

**Chicago-Naperville-Michigan City, IL-IN-WI**

---



# Standard Pay Tables

Report run on: January 9, 2007 9:43 AM

Page 15 of 132

PPS: CHIZS    OPM: CHI    CLERICAL AND SUPPORT    Path: ZS    Effective: 07-JAN-07  
 Prev. Yr Rate .2115    Curr. Yr Rate: .2179    Loc. Diff: 1.00528    Gen. Inc.: 1.7    Issued: 21-DEC-06

Band	I	II	III	IV	V
GS Range	1-2	3-4	5-6	7-8	9-10
Interval					
01	20,254 - 23,987	24,846 - 29,917	31,206 - 37,435	38,656 - 46,212	47,284 - 56,354
02	23,988 - 26,787	29,918 - 33,720	37,436 - 42,107	46,213 - 51,879	56,355 - 63,156
03	26,788 - 28,654	33,721 - 36,256	42,108 - 45,221	51,880 - 55,657	63,157 - 67,691
04	28,655 - 29,514	36,257 - 37,344	45,222 - 46,578	55,658 - 57,327	67,692 - 69,722
05	29,515 - 30,399	37,345 - 38,464	46,579 - 47,975	57,328 - 59,047	69,723 - 71,814

**Cities:**

**Counties:**

- |                            |                             |
|----------------------------|-----------------------------|
| Cook Co. IL 17 0000 031    | DeKalb Co. IL 17 0000 037   |
| DuPage Co. IL 17 0000 043  | Grundy Co. IL 17 0000 063   |
| Kane Co. IL 17 0000 089    | Kankakee Co. IL 17 0000 091 |
| Kendall Co. IL 17 0000 093 | Lake Co. IL 17 0000 097     |
| McHenry Co. IL 17 0000 111 | Will Co. IL 17 0000 197     |
| Jasper Co. IN 18 0000 073  | Lake Co. IN 18 0000 089     |
| LaPorte Co. IN 18 0000 091 | Newton Co. IN 18 0000 111   |
| Porter Co. IN 18 0000 127  | Kenosha Co. WI 55 0000 059  |

**Locality Area:**

**Chicago-Naperville-Michigan City, IL-IN-WI**

---



# Standard Pay Tables

Report run on: January 9, 2007 9:43 AM

Page 16 of 132

PPS: CHIZT    OPM: CHI    SCIENTIFIC & TECHNICAL    Path: ZT    Effective: 07-JAN-07  
 Prev. Yr Rate .2115    Curr. Yr Rate: .2179    Loc. Diff: 1.00528    Gen. Inc.: 1.7    Issued: 21-DEC-06

Band	I	II	III	IV	V
GS Range	1-4	5-8	9-10	11-12	13-13
Interval					
01	20,254 - 27,366	31,206 - 42,073	47,284 - 56,354	57,210 - 71,402	81,540 - 92,413
02	27,367 - 32,700	42,074 - 50,223	56,355 - 63,156	71,403 - 82,047	92,414 - 100,568
03	32,701 - 36,256	50,224 - 55,657	63,157 - 67,691	82,048 - 89,143	100,569 - 106,005
04	36,257 - 37,344	55,658 - 57,327	67,692 - 69,722	89,144 - 91,817	106,006 - 109,185
05	37,345 - 38,464	57,328 - 59,047	69,723 - 71,814	91,818 - 94,572	109,186 - 112,461

**Cities:**

**Counties:**

- |                                   |                                    |
|-----------------------------------|------------------------------------|
| <i>Cook Co. IL 17 0000 031</i>    | <i>DeKalb Co. IL 17 0000 037</i>   |
| <i>DuPage Co. IL 17 0000 043</i>  | <i>Grundy Co. IL 17 0000 063</i>   |
| <i>Kane Co. IL 17 0000 089</i>    | <i>Kankakee Co. IL 17 0000 091</i> |
| <i>Kendall Co. IL 17 0000 093</i> | <i>Lake Co. IL 17 0000 097</i>     |
| <i>McHenry Co. IL 17 0000 111</i> | <i>Will Co. IL 17 0000 197</i>     |
| <i>Jasper Co. IN 18 0000 073</i>  | <i>Lake Co. IN 18 0000 089</i>     |
| <i>LaPorte Co. IN 18 0000 091</i> | <i>Newton Co. IN 18 0000 111</i>   |
| <i>Porter Co. IN 18 0000 127</i>  | <i>Kenosha Co. WI 55 0000 059</i>  |

**Locality Area:**

**Chicago-Naperville-Michigan City, IL-IN-WI**

---





# Standard Pay Tables

Report run on: January 9, 2007 9:43 AM

Page 17 of 132

PPS: CINZA    OPM: CIN    ADMINISTRATIVE    Path: ZA    Effective: 07-JAN-07  
 Prev. Yr Rate .1708    Curr. Yr Rate: .1738    Loc. Diff: 1.00256    Gen. Inc.: 1.7    Issued: 21-DEC-06

Band	I	II	III	IV	V
GS Range	1-6	7-10	11-12	13-14	15-15
Interval					
01	19,520 - 30,215	37,256 - 49,693	55,138 - 68,817	78,587 - 97,314	109,237 - 123,801
02	30,216 - 38,236	49,694 - 59,021	68,818 - 79,076	97,315 - 111,359	123,802 - 134,725
03	38,237 - 43,583	59,022 - 65,240	79,077 - 85,915	111,360 - 120,723	134,726 - 142,007
04	43,584 - 44,890	65,241 - 67,197	85,916 - 88,492	120,724 - 124,345	142,008 - 145,400
05	44,891 - 46,237	67,198 - 69,213	88,493 - 91,147	124,346 - 128,075	145,400 - 145,400

**Cities:**

- Counties:**
- Dearborn Co. IN 18 0000 029
  - Franklin Co. IN 18 0000 047
  - Ohio Co. IN 18 0000 115
  - Boone Co. KY 21 0000 015
  - Bracken Co. KY 21 0000 023
  - Campbell Co. KY 21 0000 037
  - Gallatin Co. KY 21 0000 077
  - Grant Co. KY 21 0000 081
  - Kenton Co. KY 21 0000 117
  - Pendleton Co. KY 21 0000 191
  - Brown Co. OH 39 0000 015
  - Butler Co. OH 39 0000 017
  - Clermont Co. OH 39 0000 025
  - Clinton Co. OH 39 0000 027
  - Hamilton Co. OH 39 0000 061
  - Warren Co. OH 39 0000 165

**Locality Area:**

**Cincinnati-Middletown-Wilmington, OH-KY-IN**

---



# Standard Pay Tables

Report run on: January 9, 2007 9:43 AM

Page 18 of 132

PPS: CINZP OPM: CIN PROFESSIONAL Path: ZP Effective: 07-JAN-07  
 Prev. Yr Rate .1708 Curr. Yr Rate: .1738 Loc. Diff: 1.00256 Gen. Inc.: 1.7 Issued: 21-DEC-06

Band	I	II	III	IV	V
GS Range	1-6	7-10	11-12	13-14	15-15
Interval					
01	19,520 - 30,215	37,256 - 49,693	55,138 - 68,817	78,587 - 97,314	109,237 - 123,801
02	30,216 - 38,236	49,694 - 59,021	68,818 - 79,076	97,315 - 111,359	123,802 - 134,725
03	38,237 - 43,583	59,022 - 65,240	79,077 - 85,915	111,360 - 120,723	134,726 - 142,007
04	43,584 - 44,890	65,241 - 67,197	85,916 - 88,492	120,724 - 124,345	142,008 - 145,400
05	44,891 - 46,237	67,198 - 69,213	88,493 - 91,147	124,346 - 128,075	145,400 - 145,400

**Cities:**

- Counties:**
- Dearborn Co. IN 18 0000 029
  - Franklin Co. IN 18 0000 047
  - Ohio Co. IN 18 0000 115
  - Boone Co. KY 21 0000 015
  - Bracken Co. KY 21 0000 023
  - Campbell Co. KY 21 0000 037
  - Gallatin Co. KY 21 0000 077
  - Grant Co. KY 21 0000 081
  - Kenton Co. KY 21 0000 117
  - Pendleton Co. KY 21 0000 191
  - Brown Co. OH 39 0000 015
  - Butler Co. OH 39 0000 017
  - Clermont Co. OH 39 0000 025
  - Clinton Co. OH 39 0000 027
  - Hamilton Co. OH 39 0000 061
  - Warren Co. OH 39 0000 165

**Locality Area:**

**Cincinnati-Middletown-Wilmington, OH-KY-IN**

---



# Standard Pay Tables

Report run on: January 9, 2007 9:43 AM

Page 19 of 132

PPS: CINZS    OPM: CIN    CLERICAL AND SUPPORT    Path: ZS    Effective: 07-JAN-07  
 Prev. Yr Rate .1708    Curr. Yr Rate: .1738    Loc. Diff: 1.00256    Gen. Inc.: 1.7    Issued: 21-DEC-06

Band	I	II	III	IV	V
GS Range	1-2	3-4	5-6	7-8	9-10
Interval					
01	19,520 - 23,118	23,947 - 28,834	30,076 - 36,079	37,256 - 44,538	45,572 - 54,313
02	23,119 - 25,817	28,835 - 32,499	36,080 - 40,581	44,539 - 50,000	54,314 - 60,869
03	25,818 - 27,616	32,500 - 34,943	40,582 - 43,583	50,001 - 53,641	60,870 - 65,240
04	27,617 - 28,444	34,944 - 35,991	43,584 - 44,890	53,642 - 55,250	65,241 - 67,197
05	28,445 - 29,297	35,992 - 37,071	44,891 - 46,237	55,251 - 56,908	67,198 - 69,213

**Cities:**

- Counties:**
- Dearborn Co. IN 18 0000 029
  - Franklin Co. IN 18 0000 047
  - Ohio Co. IN 18 0000 115
  - Boone Co. KY 21 0000 015
  - Bracken Co. KY 21 0000 023
  - Campbell Co. KY 21 0000 037
  - Gallatin Co. KY 21 0000 077
  - Grant Co. KY 21 0000 081
  - Kenton Co. KY 21 0000 117
  - Pendleton Co. KY 21 0000 191
  - Brown Co. OH 39 0000 015
  - Butler Co. OH 39 0000 017
  - Clermont Co. OH 39 0000 025
  - Clinton Co. OH 39 0000 027
  - Hamilton Co. OH 39 0000 061
  - Warren Co. OH 39 0000 165

**Locality Area:**

**Cincinnati-Middletown-Wilmington, OH-KY-IN**





# Standard Pay Tables

Report run on: January 9, 2007 9:43 AM

Page 20 of 132

PPS: CINZT    OPM: CIN    SCIENTIFIC & TECHNICAL    Path: ZT    Effective: 07-JAN-07  
 Prev. Yr Rate .1708    Curr. Yr Rate: .1738    Loc. Diff: 1.00256    Gen. Inc.: 1.7    Issued: 21-DEC-06

Band	I	II	III	IV	V
GS Range	1-4	5-8	9-10	11-12	13-13
Interval					
01	19,520 - 26,375	30,076 - 40,549	45,572 - 54,313	55,138 - 68,817	78,587 - 89,067
02	26,376 - 31,516	40,550 - 48,404	54,314 - 60,869	68,818 - 79,076	89,068 - 96,926
03	31,517 - 34,943	48,405 - 53,641	60,870 - 65,240	79,077 - 85,915	96,927 - 102,166
04	34,944 - 35,991	53,642 - 55,250	65,241 - 67,197	85,916 - 88,492	102,167 - 105,231
05	35,992 - 37,071	55,251 - 56,908	67,198 - 69,213	88,493 - 91,147	105,232 - 108,388

**Cities:**

- Counties:**
- Dearborn Co. IN 18 0000 029
  - Franklin Co. IN 18 0000 047
  - Ohio Co. IN 18 0000 115
  - Boone Co. KY 21 0000 015
  - Bracken Co. KY 21 0000 023
  - Campbell Co. KY 21 0000 037
  - Gallatin Co. KY 21 0000 077
  - Grant Co. KY 21 0000 081
  - Kenton Co. KY 21 0000 117
  - Pendleton Co. KY 21 0000 191
  - Brown Co. OH 39 0000 015
  - Butler Co. OH 39 0000 017
  - Clermont Co. OH 39 0000 025
  - Clinton Co. OH 39 0000 027
  - Hamilton Co. OH 39 0000 061
  - Warren Co. OH 39 0000 165

**Locality Area:**

**Cincinnati-Middletown-Wilmington, OH-KY-IN**

---



# Standard Pay Tables

Report run on: January 9, 2007 9:43 AM

Page 21 of 132

PPS: CLEZA OPM:CLE ADMINISTRATIVE Path: ZA Effective: 07-JAN-07  
 Prev. Yr Rate .1541 Curr. Yr Rate: .1596 Loc. Diff: 1.00477 Gen. Inc.: 1.7 Issued: 21-DEC-06

Band	I	II	III	IV	V
GS Range	1-6	7-10	11-12	13-14	15-15
Interval					
01	19,284 - 29,849	36,806 - 49,093	54,471 - 67,984	77,636 - 96,137	107,916 - 122,304
02	29,850 - 37,773	49,094 - 58,308	67,985 - 78,119	96,138 - 110,013	122,305 - 133,096
03	37,774 - 43,056	58,309 - 64,451	78,120 - 84,876	110,014 - 119,263	133,097 - 140,290
04	43,057 - 44,348	64,452 - 66,385	84,877 - 87,422	119,264 - 122,841	140,291 - 144,499
05	44,349 - 45,678	66,386 - 68,377	87,423 - 90,045	122,842 - 126,526	144,500 - 145,400

**Cities:**

**Counties:** Ashtabula Co. OH 39 0000 007 Cuyahoga Co. OH 39 0000 035  
 Geauga Co. OH 39 0000 055 Lake Co. OH 39 0000 085  
 Lorain Co. OH 39 0000 093 Medina Co. OH 39 0000 103  
 Portage Co. OH 39 0000 133 Summit Co. OH 39 0000 153

**Locality Area:**

Cleveland-Akron-Elyria, OH

---



# Standard Pay Tables

Report run on: January 9, 2007 9:43 AM

Page 22 of 132

PPS: CLEZP OPM:CLE PROFESSIONAL Path: ZP Effective: 07-JAN-07  
 Prev. Yr Rate .1541 Curr. Yr Rate: .1596 Loc. Diff: 1.00477 Gen. Inc.: 1.7 Issued: 21-DEC-06

Band	I	II	III	IV	V
GS Range	1-6	7-10	11-12	13-14	15-15
Interval					
01	19,284 - 29,849	36,806 - 49,093	54,471 - 67,984	77,636 - 96,137	107,916 - 122,304
02	29,850 - 37,773	49,094 - 58,308	67,985 - 78,119	96,138 - 110,013	122,305 - 133,096
03	37,774 - 43,056	58,309 - 64,451	78,120 - 84,876	110,014 - 119,263	133,097 - 140,290
04	43,057 - 44,348	64,452 - 66,385	84,877 - 87,422	119,264 - 122,841	140,291 - 144,499
05	44,349 - 45,678	66,386 - 68,377	87,423 - 90,045	122,842 - 126,526	144,500 - 145,400

**Cities:**

- Counties:**
- Ashtabula Co. OH 39 0000 007
  - Geauga Co. OH 39 0000 055
  - Lorain Co. OH 39 0000 093
  - Portage Co. OH 39 0000 133
  - Cuyahoga Co. OH 39 0000 035
  - Lake Co. OH 39 0000 085
  - Medina Co. OH 39 0000 103
  - Summit Co. OH 39 0000 153

**Locality Area:**

Cleveland-Akron-Elyria, OH

---



# Standard Pay Tables

Report run on: January 9, 2007 9:43 AM

Page 23 of 132

PPS: CLEZS OPM:CLE CLERICAL AND SUPPORT Path: ZS Effective: 07-JAN-07

Prev. Yr Rate .1541 Curr. Yr Rate: .1596 Loc. Diff: 1.00477 Gen. Inc.: 1.7 Issued: 21-DEC-06

Band	I	II	III	IV	V
GS Range	1-2	3-4	5-6	7-8	9-10
Interval					
01	19,284 - 22,839	23,657 - 28,485	29,712 - 35,643	36,806 - 44,000	45,020 - 53,656
02	22,840 - 25,505	28,486 - 32,106	35,644 - 40,091	44,001 - 49,396	53,657 - 60,133
03	25,506 - 27,282	32,107 - 34,520	40,092 - 43,056	49,397 - 52,993	60,134 - 64,451
04	27,283 - 28,100	34,521 - 35,556	43,057 - 44,348	52,994 - 54,583	64,452 - 66,385
05	28,101 - 28,943	35,557 - 36,623	44,349 - 45,678	54,584 - 56,220	66,386 - 68,377

**Cities:**

Counties: Ashtabula Co. OH 39 0000 007 Cuyahoga Co. OH 39 0000 035  
 Geauga Co. OH 39 0000 055 Lake Co. OH 39 0000 085  
 Lorain Co. OH 39 0000 093 Medina Co. OH 39 0000 103  
 Portage Co. OH 39 0000 133 Summit Co. OH 39 0000 153

**Locality Area:**

Cleveland-Akron-Elyria, OH

---



# Standard Pay Tables

Report run on: January 9, 2007 9:43 AM

Page 24 of 132

PPS: CLEZT    OPM: CLE    SCIENTIFIC & TECHNICAL    Path: ZT    Effective: 07-JAN-07  
 Prev. Yr Rate .1541    Curr. Yr Rate: .1596    Loc. Diff: 1.00477    Gen. Inc.: 1.7    Issued: 21-DEC-06

Band	I	II	III	IV	V
GS Range	1-4	5-8	9-10	11-12	13-13
Interval					
01	19,284 - 26,056	29,712 - 40,059	45,020 - 53,656	54,471 - 67,984	77,636 - 87,989
02	26,057 - 31,134	40,060 - 47,819	53,657 - 60,133	67,985 - 78,119	87,990 - 95,754
03	31,135 - 34,520	47,820 - 52,993	60,134 - 64,451	78,120 - 84,876	95,755 - 100,930
04	34,521 - 35,556	52,994 - 54,583	64,452 - 66,385	84,877 - 87,422	100,931 - 103,958
05	35,557 - 36,623	54,584 - 56,220	66,386 - 68,377	87,423 - 90,045	103,959 - 107,077

**Cities:**

- Counties:**
- Ashtabula Co. OH 39 0000 007
  - Cuyahoga Co. OH 39 0000 035
  - Geauga Co. OH 39 0000 055
  - Lake Co. OH 39 0000 085
  - Lorain Co. OH 39 0000 093
  - Medina Co. OH 39 0000 103
  - Portage Co. OH 39 0000 133
  - Summit Co. OH 39 0000 153

**Locality Area:**

**Cleveland-Akron-Elyria, OH**

---





# Standard Pay Tables

Report run on: January 9, 2007 9:43 AM

Page 25 of 132

PPS: COLZA OPM:COL ADMINISTRATIVE Path: ZA Effective: 07-JAN-07  
 Prev. Yr Rate .1485 Curr. Yr Rate: .15 Loc. Diff: 1.00131 Gen. Inc.: 1.7 Issued: 21-DEC-06

Band	I	II	III	IV	V
GS Range	1-6	7-10	11-12	13-14	15-15
Interval					
01	19,125 - 29,603	36,501 - 48,686	54,020 - 67,421	76,994 - 95,341	107,022 - 121,291
02	29,604 - 37,461	48,687 - 57,825	67,422 - 77,472	95,342 - 109,101	121,292 - 131,993
03	37,462 - 42,700	57,826 - 63,917	77,473 - 84,173	109,102 - 118,275	131,994 - 139,128
04	42,701 - 43,981	63,918 - 65,835	84,174 - 86,698	118,276 - 121,823	139,129 - 143,302
05	43,982 - 45,300	65,836 - 67,810	86,699 - 89,299	121,824 - 125,478	143,303 - 145,400

**Cities:**

- Counties:**
- Delaware Co. OH 39 0000 041
  - Fairfield Co. OH 39 0000 045
  - Fayette Co. OH 39 0000 047
  - Franklin Co. OH 39 0000 049
  - Knox Co. OH 39 0000 083
  - Licking Co. OH 39 0000 089
  - Madison Co. OH 39 0000 097
  - Marion Co. OH 39 0000 101
  - Morrow Co. OH 39 0000 117
  - Pickaway Co. OH 39 0000 129
  - Ross Co. OH 39 0000 141
  - Union Co. OH 39 0000 159

**Locality Area:**

**Columbus-Marion-Chillicothe, OH**

---



# Standard Pay Tables

Report run on: January 9, 2007 9:43 AM

Page 26 of 132

PPS: COLZP OPM:COL PROFESSIONAL Path: ZP Effective: 07-JAN-07  
 Prev. Yr Rate .1485 Curr. Yr Rate: .15 Loc. Diff: 1.00131 Gen. Inc.: 1.7 Issued: 21-DEC-06

Band	I	II	III	IV	V
GS Range	1-6	7-10	11-12	13-14	15-15
Interval					
01	19,125 - 29,603	36,501 - 48,686	54,020 - 67,421	76,994 - 95,341	107,022 - 121,291
02	29,604 - 37,461	48,687 - 57,825	67,422 - 77,472	95,342 - 109,101	121,292 - 131,993
03	37,462 - 42,700	57,826 - 63,917	77,473 - 84,173	109,102 - 118,275	131,994 - 139,128
04	42,701 - 43,981	63,918 - 65,835	84,174 - 86,698	118,276 - 121,823	139,129 - 143,302
05	43,982 - 45,300	65,836 - 67,810	86,699 - 89,299	121,824 - 125,478	143,303 - 145,400

**Cities:**

**Counties:**

- |                                    |                                     |
|------------------------------------|-------------------------------------|
| <i>Delaware Co. OH 39 0000 041</i> | <i>Fairfield Co. OH 39 0000 045</i> |
| <i>Fayette Co. OH 39 0000 047</i>  | <i>Franklin Co. OH 39 0000 049</i>  |
| <i>Knox Co. OH 39 0000 083</i>     | <i>Licking Co. OH 39 0000 089</i>   |
| <i>Madison Co. OH 39 0000 097</i>  | <i>Marion Co. OH 39 0000 101</i>    |
| <i>Morrow Co. OH 39 0000 117</i>   | <i>Pickaway Co. OH 39 0000 129</i>  |
| <i>Ross Co. OH 39 0000 141</i>     | <i>Union Co. OH 39 0000 159</i>     |

**Locality Area:**

**Columbus-Marion-Chillicothe, OH**

---



# Standard Pay Tables

Report run on: January 9, 2007 9:43 AM

Page 27 of 132

PPS: COLZS    OPM:COL    CLERICAL AND SUPPORT    Path: ZS    Effective: 07-JAN-07  
 Prev. Yr Rate .1485    Curr. Yr Rate: .15    Loc. Diff: 1.00131    Gen. Inc.: 1.7    Issued: 21-DEC-06

Band	I	II	III	IV	V
GS Range	1-2	3-4	5-6	7-8	9-10
Interval					
01	19,125 - 22,650	23,461 - 28,249	29,466 - 35,348	36,501 - 43,636	44,648 - 53,212
02	22,651 - 25,294	28,250 - 31,840	35,349 - 39,759	43,637 - 48,987	53,213 - 59,635
03	25,295 - 27,056	31,841 - 34,234	39,760 - 42,700	48,988 - 52,554	59,636 - 63,917
04	27,057 - 27,868	34,235 - 35,261	42,701 - 43,981	52,555 - 54,131	63,918 - 65,835
05	27,869 - 28,704	35,262 - 36,319	43,982 - 45,300	54,132 - 55,755	65,836 - 67,810

**Cities:**

- Counties:**
- Delaware Co. OH 39 0000 041
  - Fayette Co. OH 39 0000 047
  - Knox Co. OH 39 0000 083
  - Madison Co. OH 39 0000 097
  - Morrow Co. OH 39 0000 117
  - Ross Co. OH 39 0000 141
  - Fairfield Co. OH 39 0000 045
  - Franklin Co. OH 39 0000 049
  - Licking Co. OH 39 0000 089
  - Marion Co. OH 39 0000 101
  - Pickaway Co. OH 39 0000 129
  - Union Co. OH 39 0000 159

**Locality Area:**

**Columbus-Marion-Chillicothe, OH**



# Standard Pay Tables

Report run on: January 9, 2007 9:43 AM

Page 28 of 132

PPS: COLZT OPM:COL SCIENTIFIC & TECHNICAL Path: ZT Effective: 07-JAN-07  
 Prev. Yr Rate .1485 Curr. Yr Rate: .15 Loc. Diff: 1.00131 Gen. Inc.: 1.7 Issued: 21-DEC-06

Band	I	II	III	IV	V
GS Range	1-4	5-8	9-10	11-12	13-13
Interval					
01	19,125 - 25,840	29,466 - 39,727	44,648 - 53,212	54,020 - 67,421	76,994 - 87,261
02	25,841 - 30,876	39,728 - 47,423	53,213 - 59,635	67,422 - 77,472	87,262 - 94,961
03	30,877 - 34,234	47,424 - 52,554	59,636 - 63,917	77,473 - 84,173	94,962 - 100,095
04	34,235 - 35,261	52,555 - 54,131	63,918 - 65,835	84,174 - 86,698	100,096 - 103,098
05	35,262 - 36,319	54,132 - 55,755	65,836 - 67,810	86,699 - 89,299	103,099 - 106,191

**Cities:**

- Counties:**
- Delaware Co. OH 39 0000 041
  - Fayette Co. OH 39 0000 047
  - Knox Co. OH 39 0000 083
  - Madison Co. OH 39 0000 097
  - Morrow Co. OH 39 0000 117
  - Ross Co. OH 39 0000 141
  - Fairfield Co. OH 39 0000 045
  - Franklin Co. OH 39 0000 049
  - Licking Co. OH 39 0000 089
  - Marion Co. OH 39 0000 101
  - Pickaway Co. OH 39 0000 129
  - Union Co. OH 39 0000 159

**Locality Area:**

**Columbus-Marion-Chillicothe, OH**

---



# Standard Pay Tables

Report run on: January 9, 2007 9:43 AM

Page 29 of 132

PPS: DAYZA OPM:DAY ADMINISTRATIVE Path: ZA Effective: 07-JAN-07

Prev. Yr Rate .1383 Curr. Yr Rate: .1427 Loc. Diff: 1.00387 Gen. Inc.: 1.7 Issued: 21-DEC-06

Band	I	II	III	IV	V
GS Range	1-6	7-10	11-12	13-14	15-15
Interval					
01	19,003 - 29,414	36,269 - 48,377	53,677 - 66,993	76,505 - 94,736	106,343 - 120,522
02	29,415 - 37,222	48,378 - 57,457	66,994 - 76,981	94,737 - 108,409	120,523 - 131,156
03	37,223 - 42,428	57,458 - 63,511	76,982 - 83,639	108,410 - 117,524	131,157 - 138,245
04	42,429 - 43,701	63,512 - 65,416	83,640 - 86,148	117,525 - 121,050	138,246 - 142,392
05	43,702 - 45,012	65,417 - 67,378	86,149 - 88,732	121,051 - 124,682	142,393 - 145,400

**Cities:**

Counties: Champaign Co. OH 39 0000 021 Clark Co. OH 39 0000 023  
 Darke Co. OH 39 0000 037 Greene Co. OH 39 0000 057  
 Miami Co. OH 39 0000 109 Montgomery Co. OH 39 0000 113  
 Preble Co. OH 39 0000 135

**Locality Area:**

Dayton-Springfield-Greenville, OH

---



# Standard Pay Tables

Report run on: January 9, 2007 9:43 AM

Page 30 of 132

PPS: DAYZP OPM:DAY PROFESSIONAL Path: ZP Effective: 07-JAN-07

Prev. Yr Rate .1383 Curr. Yr Rate: .1427 Loc. Diff: 1.00387 Gen. Inc.: 1.7 Issued: 21-DEC-06

Band	I	II	III	IV	V
GS Range	1-6	7-10	11-12	13-14	15-15
Interval					
01	19,003 - 29,414	36,269 - 48,377	53,677 - 66,993	76,505 - 94,736	106,343 - 120,522
02	29,415 - 37,222	48,378 - 57,457	66,994 - 76,981	94,737 - 108,409	120,523 - 131,156
03	37,223 - 42,428	57,458 - 63,511	76,982 - 83,639	108,410 - 117,524	131,157 - 138,245
04	42,429 - 43,701	63,512 - 65,416	83,640 - 86,148	117,525 - 121,050	138,246 - 142,392
05	43,702 - 45,012	65,417 - 67,378	86,149 - 88,732	121,051 - 124,682	142,393 - 145,400

**Cities:**

Counties: Champaign Co. OH 39 0000 021 Clark Co. OH 39 0000 023  
 Darke Co. OH 39 0000 037 Greene Co. OH 39 0000 057  
 Miami Co. OH 39 0000 109 Montgomery Co. OH 39 0000 113  
 Preble Co. OH 39 0000 135

**Locality Area:**

Dayton-Springfield-Greenville, OH

---



# Standard Pay Tables

Report run on: January 9, 2007 9:43 AM

Page 31 of 132

PPS: DAYZS OPM:DAY CLERICAL AND SUPPORT Path: ZS Effective: 07-JAN-07

Prev. Yr Rate .1383 Curr. Yr Rate: .1427 Loc. Diff: 1.00387 Gen. Inc.: 1.7 Issued: 21-DEC-06

Band	I	II	III	IV	V
GS Range	1-2	3-4	5-6	7-8	9-10
Interval					
01	19,003 - 22,506	23,312 - 28,070	29,279 - 35,123	36,269 - 43,358	44,364 - 52,874
02	22,507 - 25,133	28,071 - 31,638	35,124 - 39,506	43,359 - 48,675	52,875 - 59,256
03	25,134 - 26,884	31,639 - 34,017	39,507 - 42,428	48,676 - 52,220	59,257 - 63,511
04	26,885 - 27,691	34,018 - 35,038	42,429 - 43,701	52,221 - 53,787	63,512 - 65,416
05	27,692 - 28,522	35,039 - 36,089	43,702 - 45,012	53,788 - 55,401	65,417 - 67,378

**Cities:**

Counties: Champaign Co. OH 39 0000 021 Clark Co. OH 39 0000 023  
 Darke Co. OH 39 0000 037 Greene Co. OH 39 0000 057  
 Miami Co. OH 39 0000 109 Montgomery Co. OH 39 0000 113  
 Preble Co. OH 39 0000 135

**Locality Area:**

Dayton-Springfield-Greenville, OH

---



# Standard Pay Tables

Report run on: January 9, 2007 9:43 AM

Page 32 of 132

PPS: DAYZT OPM:DAY SCIENTIFIC & TECHNICAL Path: ZT Effective: 07-JAN-07

Prev. Yr Rate .1383 Curr. Yr Rate: .1427 Loc. Diff: 1.00387 Gen. Inc.: 1.7 Issued: 21-DEC-06

Band	I	II	III	IV	V
GS Range	1-4	5-8	9-10	11-12	13-13
Interval					
01	19,003 - 25,676	29,279 - 39,475	44,364 - 52,874	53,677 - 66,993	76,505 - 86,707
02	25,677 - 30,681	39,476 - 47,122	52,875 - 59,256	66,994 - 76,981	86,708 - 94,358
03	30,682 - 34,017	47,123 - 52,220	59,257 - 63,511	76,982 - 83,639	94,359 - 99,459
04	34,018 - 35,038	52,221 - 53,787	63,512 - 65,416	83,640 - 86,148	99,460 - 102,443
05	35,039 - 36,089	53,788 - 55,401	65,417 - 67,378	86,149 - 88,732	102,444 - 105,516

**Cities:**

Counties:                   Champaign Co. OH 39 0000 021                   Clark Co. OH 39 0000 023  
                                   Darke Co. OH 39 0000 037                   Greene Co. OH 39 0000 057  
                                   Miami Co. OH 39 0000 109                   Montgomery Co. OH 39 0000 113  
                                   Preble Co. OH 39 0000 135

**Locality Area:**

**Dayton-Springfield-Greenville, OH**

---





# Standard Pay Tables

Report run on: January 9, 2007 9:43 AM

Page 33 of 132

PPS: DCBZA OPM:DCB ADMINISTRATIVE Path: ZA Effective: 07-JAN-07  
 Prev. Yr Rate .175 Curr. Yr Rate: .1859 Loc. Diff: 1.00928 Gen. Inc.: 1.7 Issued: 21-DEC-06

Band	I	II	III	IV	V
GS Range	1-6	7-10	11-12	13-14	15-15
Interval					
01	19,722 - 30,526	37,640 - 50,205	55,706 - 69,526	79,397 - 98,317	110,363 - 125,078
02	30,527 - 38,630	50,206 - 59,629	69,527 - 79,891	98,318 - 112,507	125,079 - 136,114
03	38,631 - 44,032	59,630 - 65,912	79,892 - 86,801	112,508 - 121,967	136,115 - 143,471
04	44,033 - 45,353	65,913 - 67,889	86,802 - 89,405	121,968 - 125,626	143,472 - 145,400
05	45,354 - 46,714	67,890 - 69,926	89,406 - 92,087	125,627 - 129,395	145,400 - 145,400

**Cities:**

- Counties:**
- District of Columbia DC 11 0000 001
  - Anne Arundel Co. MD 24 0000 003
  - Baltimore Co. MD 24 0000 005
  - Calvert Co. MD 24 0000 009
  - Carroll Co. MD 24 0000 013
  - Charles Co. MD 24 0000 017
  - Frederick Co. MD 24 0000 021
  - Harford Co. MD 24 0000 025
  - Howard Co. MD 24 0000 027
  - Montgomery Co. MD 24 0000 031
  - Prince George's Co. MD 24 0000 033
  - Queen Anne's Co. MD 24 0000 035
  - St. Mary's Co. MD 24 0000 037
  - Washington Co. MD 24 0000 043
  - Baltimore City MD 24 0000 510
  - Adams Co. PA 42 0000 001
  - York Co. PA 42 0000 133
  - Arlington Co. VA 51 0000 013
  - Clarke Co. VA 51 0000 043
  - Culpeper Co. VA 51 0000 047
  - Fairfax Co. VA 51 0000 059
  - Fauquier Co. VA 51 0000 061
  - Frederick Co. VA 51 0000 069
  - King George Co. VA 51 0000 099
  - Loudoun Co. VA 51 0000 107
  - Prince William Co. VA 51 0000 153
  - Spotsylvania Co. VA 51 0000 177
  - Stafford Co. VA 51 0000 179
  - Warren Co. VA 51 0000 187
  - Alexandria City VA 51 0000 510
  - Fairfax City VA 51 0000 600
  - Falls Church City VA 51 0000 610
  - Fredericksburg City VA 51 0000 630
  - Manassas City VA 51 0000 683
  - Manassas Park City VA 51 0000 685
  - Winchester City VA 51 0000 840
  - Berkeley Co. WV 54 0000 003
  - Hampshire Co. WV 54 0000 027
  - Jefferson Co. WV 54 0000 037
  - Morgan Co. WV 54 0000 065

**Locality Area:**

Washington-Baltimore-Northern Virginia, DC-MD-PA-VA-WV



# Standard Pay Tables

Report run on: January 9, 2007 9:43 AM

Page 34 of 132

PPS: DCBZP OPM:DCB PROFESSIONAL Path: ZP Effective: 07-JAN-07  
 Prev. Yr Rate .175 Curr. Yr Rate: .1859 Loc. Diff: 1.00928 Gen. Inc.: 1.7 Issued: 21-DEC-06

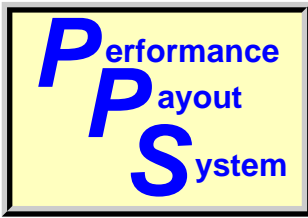
Band	I	II	III	IV	V
GS Range	1-6	7-10	11-12	13-14	15-15
Interval					
01	19,722 - 30,526	37,640 - 50,205	55,706 - 69,526	79,397 - 98,317	110,363 - 125,078
02	30,527 - 38,630	50,206 - 59,629	69,527 - 79,891	98,318 - 112,507	125,079 - 136,114
03	38,631 - 44,032	59,630 - 65,912	79,892 - 86,801	112,508 - 121,967	136,115 - 143,471
04	44,033 - 45,353	65,913 - 67,889	86,802 - 89,405	121,968 - 125,626	143,472 - 145,400
05	45,354 - 46,714	67,890 - 69,926	89,406 - 92,087	125,627 - 129,395	145,400 - 145,400

**Cities:**

- Counties:**
- District of Columbia DC 11 0000 001
  - Anne Arundel Co. MD 24 0000 003
  - Baltimore Co. MD 24 0000 005
  - Calvert Co. MD 24 0000 009
  - Carroll Co. MD 24 0000 013
  - Charles Co. MD 24 0000 017
  - Frederick Co. MD 24 0000 021
  - Harford Co. MD 24 0000 025
  - Howard Co. MD 24 0000 027
  - Montgomery Co. MD 24 0000 031
  - Prince George's Co. MD 24 0000 033
  - Queen Anne's Co. MD 24 0000 035
  - St. Mary's Co. MD 24 0000 037
  - Washington Co. MD 24 0000 043
  - Baltimore City MD 24 0000 510
  - Adams Co. PA 42 0000 001
  - York Co. PA 42 0000 133
  - Arlington Co. VA 51 0000 013
  - Clarke Co. VA 51 0000 043
  - Culpeper Co. VA 51 0000 047
  - Fairfax Co. VA 51 0000 059
  - Fauquier Co. VA 51 0000 061
  - Frederick Co. VA 51 0000 069
  - King George Co. VA 51 0000 099
  - Loudoun Co. VA 51 0000 107
  - Prince William Co. VA 51 0000 153
  - Spotsylvania Co. VA 51 0000 177
  - Stafford Co. VA 51 0000 179
  - Warren Co. VA 51 0000 187
  - Alexandria City VA 51 0000 510
  - Fairfax City VA 51 0000 600
  - Falls Church City VA 51 0000 610
  - Fredericksburg City VA 51 0000 630
  - Manassas City VA 51 0000 683
  - Manassas Park City VA 51 0000 685
  - Winchester City VA 51 0000 840
  - Berkeley Co. WV 54 0000 003
  - Hampshire Co. WV 54 0000 027
  - Jefferson Co. WV 54 0000 037
  - Morgan Co. WV 54 0000 065

**Locality Area:**

Washington-Baltimore-Northern Virginia, DC-MD-PA-VA-WV



# Standard Pay Tables

Report run on: January 9, 2007 9:43 AM

Page 35 of 132

PPS: DCBZS OPM:DCB CLERICAL AND SUPPORT Path: ZS Effective: 07-JAN-07  
 Prev. Yr Rate .175 Curr. Yr Rate: .1859 Loc. Diff: 1.00928 Gen. Inc.: 1.7 Issued: 21-DEC-06

Band	I	II	III	IV	V
GS Range	1-2	3-4	5-6	7-8	9-10
Interval					
01	19,722 - 23,357	24,194 - 29,131	30,386 - 36,451	37,640 - 44,997	46,041 - 54,873
02	23,358 - 26,083	29,132 - 32,834	36,452 - 41,000	44,998 - 50,515	54,874 - 61,496
03	26,084 - 27,901	32,835 - 35,303	41,001 - 44,032	50,516 - 54,194	61,497 - 65,912
04	27,902 - 28,738	35,304 - 36,362	44,033 - 45,353	54,195 - 55,820	65,913 - 67,889
05	28,739 - 29,600	36,363 - 37,453	45,354 - 46,714	55,821 - 57,495	67,890 - 69,926

**Cities:**

- Counties:**
- District of Columbia DC 11 0000 001
  - Anne Arundel Co. MD 24 0000 003
  - Baltimore Co. MD 24 0000 005
  - Calvert Co. MD 24 0000 009
  - Carroll Co. MD 24 0000 013
  - Charles Co. MD 24 0000 017
  - Frederick Co. MD 24 0000 021
  - Harford Co. MD 24 0000 025
  - Howard Co. MD 24 0000 027
  - Montgomery Co. MD 24 0000 031
  - Prince George's Co. MD 24 0000 033
  - Queen Anne's Co. MD 24 0000 035
  - St. Mary's Co. MD 24 0000 037
  - Washington Co. MD 24 0000 043
  - Baltimore City MD 24 0000 510
  - Adams Co. PA 42 0000 001
  - York Co. PA 42 0000 133
  - Arlington Co. VA 51 0000 013
  - Clarke Co. VA 51 0000 043
  - Culpeper Co. VA 51 0000 047
  - Fairfax Co. VA 51 0000 059
  - Fauquier Co. VA 51 0000 061
  - Frederick Co. VA 51 0000 069
  - King George Co. VA 51 0000 099
  - Loudoun Co. VA 51 0000 107
  - Prince William Co. VA 51 0000 153
  - Spotsylvania Co. VA 51 0000 177
  - Stafford Co. VA 51 0000 179
  - Warren Co. VA 51 0000 187
  - Alexandria City VA 51 0000 510
  - Fairfax City VA 51 0000 600
  - Falls Church City VA 51 0000 610
  - Fredericksburg City VA 51 0000 630
  - Manassas City VA 51 0000 683
  - Manassas Park City VA 51 0000 685
  - Winchester City VA 51 0000 840
  - Berkeley Co. WV 54 0000 003
  - Hampshire Co. WV 54 0000 027
  - Jefferson Co. WV 54 0000 037
  - Morgan Co. WV 54 0000 065

**Locality Area:**

Washington-Baltimore-Northern Virginia, DC-MD-PA-VA-WV



# Standard Pay Tables

Report run on: January 9, 2007 9:43 AM

Page 36 of 132

PPS: DCBZT OPM:DCB SCIENTIFIC & TECHNICAL Path: ZT Effective: 07-JAN-07  
 Prev. Yr Rate .175 Curr. Yr Rate: .1859 Loc. Diff: 1.00928 Gen. Inc.: 1.7 Issued: 21-DEC-06

Band	I	II	III	IV	V
GS Range	1-4	5-8	9-10	11-12	13-13
Interval					
01	19,722 - 26,647	30,386 - 40,967	46,041 - 54,873	55,706 - 69,526	79,397 - 89,985
02	26,648 - 31,841	40,968 - 48,903	54,874 - 61,496	69,527 - 79,891	89,986 - 97,926
03	31,842 - 35,303	48,904 - 54,194	61,497 - 65,912	79,892 - 86,801	97,927 - 103,220
04	35,304 - 36,362	54,195 - 55,820	65,913 - 67,889	86,802 - 89,405	103,221 - 106,317
05	36,363 - 37,453	55,821 - 57,495	67,890 - 69,926	89,406 - 92,087	106,318 - 109,507

**Cities:**

- Counties:**
- District of Columbia DC 11 0000 001
  - Anne Arundel Co. MD 24 0000 003
  - Baltimore Co. MD 24 0000 005
  - Calvert Co. MD 24 0000 009
  - Carroll Co. MD 24 0000 013
  - Charles Co. MD 24 0000 017
  - Frederick Co. MD 24 0000 021
  - Harford Co. MD 24 0000 025
  - Howard Co. MD 24 0000 027
  - Montgomery Co. MD 24 0000 031
  - Prince George's Co. MD 24 0000 033
  - Queen Anne's Co. MD 24 0000 035
  - St. Mary's Co. MD 24 0000 037
  - Washington Co. MD 24 0000 043
  - Baltimore City MD 24 0000 510
  - Adams Co. PA 42 0000 001
  - York Co. PA 42 0000 133
  - Arlington Co. VA 51 0000 013
  - Clarke Co. VA 51 0000 043
  - Culpeper Co. VA 51 0000 047
  - Fairfax Co. VA 51 0000 059
  - Fauquier Co. VA 51 0000 061
  - Frederick Co. VA 51 0000 069
  - King George Co. VA 51 0000 099
  - Loudoun Co. VA 51 0000 107
  - Prince William Co. VA 51 0000 153
  - Spotsylvania Co. VA 51 0000 177
  - Stafford Co. VA 51 0000 179
  - Warren Co. VA 51 0000 187
  - Alexandria City VA 51 0000 510
  - Fairfax City VA 51 0000 600
  - Falls Church City VA 51 0000 610
  - Fredericksburg City VA 51 0000 630
  - Manassas City VA 51 0000 683
  - Manassas Park City VA 51 0000 685
  - Winchester City VA 51 0000 840
  - Berkeley Co. WV 54 0000 003
  - Hampshire Co. WV 54 0000 027
  - Jefferson Co. WV 54 0000 037
  - Morgan Co. WV 54 0000 065

**Locality Area:**

Washington-Baltimore-Northern Virginia, DC-MD-PA-VA-WV



# Standard Pay Tables

Report run on: January 9, 2007 9:43 AM

Page 37 of 132

PPS: DENZA OPM: DEN ADMINISTRATIVE Path: ZA Effective: 07-JAN-07  
 Prev. Yr Rate .1949 Curr. Yr Rate: .2002 Loc. Diff: 1.00444 Gen. Inc.: 1.7 Issued: 21-DEC-06

Band	I	II	III	IV	V
GS Range	1-6	7-10	11-12	13-14	15-15
Interval					
01	19,959 - 30,894	38,094 - 50,811	56,378 - 70,364	80,355 - 99,503	111,694 - 126,586
02	30,895 - 39,095	50,812 - 60,349	70,365 - 80,854	99,504 - 113,864	126,587 - 137,755
03	39,096 - 44,563	60,350 - 66,707	80,855 - 87,847	113,865 - 123,438	137,756 - 145,201
04	44,564 - 45,900	66,708 - 68,708	87,848 - 90,482	123,439 - 127,141	145,202 - 145,400
05	45,901 - 47,277	68,709 - 70,769	90,483 - 93,196	127,142 - 130,955	145,400 - 145,400

**Cities:**

- Counties:**
- Adams Co. CO 08 0000 001
  - Arapahoe Co. CO 08 0000 005
  - Boulder Co. CO 08 0000 013
  - Broomfield Co. CO 08 0000 014
  - Clear Creek Co. CO 08 0000 019
  - Denver Co. CO 08 0000 031
  - Douglas Co. CO 08 0000 035
  - Elbert Co. CO 08 0000 039
  - Gilpin Co. CO 08 0000 047
  - Jefferson Co. CO 08 0000 059
  - Larimer Co. CO 08 0000 069
  - Park Co. CO 08 0000 093
  - Weld Co. CO 08 0000 123

**Locality Area:**

**Denver-Aurora-Boulder, CO**

---



# Standard Pay Tables

Report run on: January 9, 2007 9:43 AM

Page 38 of 132

PPS: DENZP OPM: DEN PROFESSIONAL Path: ZP Effective: 07-JAN-07

Prev. Yr Rate .1949 Curr. Yr Rate: .2002 Loc. Diff: 1.00444 Gen. Inc.: 1.7 Issued: 21-DEC-06

Band	I	II	III	IV	V
GS Range	1-6	7-10	11-12	13-14	15-15
Interval					
01	19,959 - 30,894	38,094 - 50,811	56,378 - 70,364	80,355 - 99,503	111,694 - 126,586
02	30,895 - 39,095	50,812 - 60,349	70,365 - 80,854	99,504 - 113,864	126,587 - 137,755
03	39,096 - 44,563	60,350 - 66,707	80,855 - 87,847	113,865 - 123,438	137,756 - 145,201
04	44,564 - 45,900	66,708 - 68,708	87,848 - 90,482	123,439 - 127,141	145,202 - 145,400
05	45,901 - 47,277	68,709 - 70,769	90,483 - 93,196	127,142 - 130,955	145,400 - 145,400

**Cities:**

- Counties:**
- Adams Co. CO 08 0000 001
  - Arapahoe Co. CO 08 0000 005
  - Boulder Co. CO 08 0000 013
  - Broomfield Co. CO 08 0000 014
  - Clear Creek Co. CO 08 0000 019
  - Denver Co. CO 08 0000 031
  - Douglas Co. CO 08 0000 035
  - Elbert Co. CO 08 0000 039
  - Gilpin Co. CO 08 0000 047
  - Jefferson Co. CO 08 0000 059
  - Larimer Co. CO 08 0000 069
  - Park Co. CO 08 0000 093
  - Weld Co. CO 08 0000 123

**Locality Area:**

Denver-Aurora-Boulder, CO

---



# Standard Pay Tables

Report run on: January 9, 2007 9:43 AM

Page 39 of 132

PPS: DENZS OPM: DEN CLERICAL AND SUPPORT Path: ZS Effective: 07-JAN-07  
 Prev. Yr Rate .1949 Curr. Yr Rate: .2002 Loc. Diff: 1.00444 Gen. Inc.: 1.7 Issued: 21-DEC-06

Band	I	II	III	IV	V
GS Range	1-2	3-4	5-6	7-8	9-10
Interval					
01	19,959 - 23,638	24,485 - 29,482	30,753 - 36,891	38,094 - 45,540	46,597 - 55,535
02	23,639 - 26,397	29,483 - 33,230	36,892 - 41,494	45,541 - 51,125	55,536 - 62,238
03	26,398 - 28,237	33,231 - 35,729	41,495 - 44,563	51,126 - 54,848	62,239 - 66,707
04	28,238 - 29,084	35,730 - 36,801	44,564 - 45,900	54,849 - 56,493	66,708 - 68,708
05	29,085 - 29,957	36,802 - 37,905	45,901 - 47,277	56,494 - 58,188	68,709 - 70,769

**Cities:**

- Counties:**
- Adams Co. CO 08 0000 001
  - Arapahoe Co. CO 08 0000 005
  - Boulder Co. CO 08 0000 013
  - Broomfield Co. CO 08 0000 014
  - Clear Creek Co. CO 08 0000 019
  - Denver Co. CO 08 0000 031
  - Douglas Co. CO 08 0000 035
  - Elbert Co. CO 08 0000 039
  - Gilpin Co. CO 08 0000 047
  - Jefferson Co. CO 08 0000 059
  - Larimer Co. CO 08 0000 069
  - Park Co. CO 08 0000 093
  - Weld Co. CO 08 0000 123

**Locality Area:**

**Denver-Aurora-Boulder, CO**

---



# Standard Pay Tables

Report run on: January 9, 2007 9:43 AM

Page 40 of 132

PPS: DENZT OPM: DEN SCIENTIFIC & TECHNICAL Path: ZT Effective: 07-JAN-07  
 Prev. Yr Rate .1949 Curr. Yr Rate: .2002 Loc. Diff: 1.00444 Gen. Inc.: 1.7 Issued: 21-DEC-06

Band	I	II	III	IV	V
GS Range	1-4	5-8	9-10	11-12	13-13
Interval					
01	19,959 - 26,968	30,753 - 41,462	46,597 - 55,535	56,378 - 70,364	80,355 - 91,070
02	26,969 - 32,225	41,463 - 49,494	55,536 - 62,238	70,365 - 80,854	91,071 - 99,106
03	32,226 - 35,729	49,495 - 54,848	62,239 - 66,707	80,855 - 87,847	99,107 - 104,464
04	35,730 - 36,801	54,849 - 56,493	66,708 - 68,708	87,848 - 90,482	104,465 - 107,598
05	36,802 - 37,905	56,494 - 58,188	68,709 - 70,769	90,483 - 93,196	107,599 - 110,826

**Cities:**

- Counties:**
- Adams Co. CO 08 0000 001
  - Arapahoe Co. CO 08 0000 005
  - Boulder Co. CO 08 0000 013
  - Broomfield Co. CO 08 0000 014
  - Clear Creek Co. CO 08 0000 019
  - Denver Co. CO 08 0000 031
  - Douglas Co. CO 08 0000 035
  - Elbert Co. CO 08 0000 039
  - Gilpin Co. CO 08 0000 047
  - Jefferson Co. CO 08 0000 059
  - Larimer Co. CO 08 0000 069
  - Park Co. CO 08 0000 093
  - Weld Co. CO 08 0000 123

**Locality Area:**

**Denver-Aurora-Boulder, CO**

---





# Standard Pay Tables

Report run on: January 9, 2007 9:43 AM

Page 41 of 132

PPS: DETZA OPM:DET ADMINISTRATIVE Path: ZA Effective: 07-JAN-07

Prev. Yr Rate .21 Curr. Yr Rate: .2153 Loc. Diff: 1.00438 Gen. Inc.: 1.7 Issued: 21-DEC-06

Band	I	II	III	IV	V
GS Range	1-6	7-10	11-12	13-14	15-15
Interval					
01	20,210 - 31,283	38,574 - 51,450	57,088 - 71,250	81,366 - 100,755	113,099 - 127,455
02	31,284 - 39,588	51,451 - 61,108	71,251 - 81,872	100,756 - 115,297	127,456 - 138,222
03	39,589 - 45,124	61,109 - 67,546	81,873 - 88,953	115,298 - 124,991	138,223 - 145,400
04	45,125 - 46,478	67,547 - 69,572	88,954 - 91,622	124,992 - 128,741	145,400 - 145,400
05	46,479 - 47,872	69,573 - 71,659	91,623 - 94,371	128,742 - 132,603	145,400 - 145,400

**Cities:**

- Counties:**
- Genesee Co. MI 26 0000 049
  - Lenawee Co. MI 26 0000 091
  - Macomb Co. MI 26 0000 099
  - Oakland Co. MI 26 0000 125
  - Washtenaw Co. MI 26 0000 161
  - Lapeer Co. MI 26 0000 087
  - Livingston Co. MI 26 0000 093
  - Monroe Co. MI 26 0000 115
  - St. Clair Co. MI 26 0000 147
  - Wayne Co. MI 26 0000 163

**Locality Area:**

**Detroit-Warren-Flint, MI**

---



# Standard Pay Tables

Report run on: January 9, 2007 9:43 AM

Page 42 of 132

PPS: DETZP OPM:DET PROFESSIONAL Path: ZP Effective: 07-JAN-07

Prev. Yr Rate .21 Curr. Yr Rate: .2153 Loc. Diff: 1.00438 Gen. Inc.: 1.7 Issued: 21-DEC-06

Band	I	II	III	IV	V
GS Range	1-6	7-10	11-12	13-14	15-15
Interval					
01	20,210 - 31,283	38,574 - 51,450	57,088 - 71,250	81,366 - 100,755	113,099 - 127,455
02	31,284 - 39,588	51,451 - 61,108	71,251 - 81,872	100,756 - 115,297	127,456 - 138,222
03	39,589 - 45,124	61,109 - 67,546	81,873 - 88,953	115,298 - 124,991	138,223 - 145,400
04	45,125 - 46,478	67,547 - 69,572	88,954 - 91,622	124,992 - 128,741	145,400 - 145,400
05	46,479 - 47,872	69,573 - 71,659	91,623 - 94,371	128,742 - 132,603	145,400 - 145,400

**Cities:**

- Counties:**
- Genesee Co. MI 26 0000 049
  - Lenawee Co. MI 26 0000 091
  - Macomb Co. MI 26 0000 099
  - Oakland Co. MI 26 0000 125
  - Washtenaw Co. MI 26 0000 161
  - Lapeer Co. MI 26 0000 087
  - Livingston Co. MI 26 0000 093
  - Monroe Co. MI 26 0000 115
  - St. Clair Co. MI 26 0000 147
  - Wayne Co. MI 26 0000 163

**Locality Area:**

**Detroit-Warren-Flint, MI**

---



# Standard Pay Tables

Report run on: January 9, 2007 9:43 AM

Page 43 of 132

PPS: DETZS    OPM:DET    CLERICAL AND SUPPORT    Path: ZS    Effective: 07-JAN-07  
 Prev. Yr Rate .21    Curr. Yr Rate: .2153    Loc. Diff: 1.00438    Gen. Inc.: 1.7    Issued: 21-DEC-06

Band	I	II	III	IV	V
GS Range	1-2	3-4	5-6	7-8	9-10
Interval					
01	20,210 - 23,935	24,793 - 29,853	31,140 - 37,355	38,574 - 46,114	47,183 - 56,233
02	23,936 - 26,729	29,854 - 33,648	37,356 - 42,016	46,115 - 51,768	56,234 - 63,021
03	26,730 - 28,592	33,649 - 36,178	42,017 - 45,124	51,769 - 55,538	63,022 - 67,546
04	28,593 - 29,450	36,179 - 37,263	45,125 - 46,478	55,539 - 57,204	67,547 - 69,572
05	29,451 - 30,334	37,264 - 38,381	46,479 - 47,872	57,205 - 58,920	69,573 - 71,659

**Cities:**

- Counties:**
- Genesee Co. MI 26 0000 049
  - Lenawee Co. MI 26 0000 091
  - Macomb Co. MI 26 0000 099
  - Oakland Co. MI 26 0000 125
  - Washtenaw Co. MI 26 0000 161
  - Lapeer Co. MI 26 0000 087
  - Livingston Co. MI 26 0000 093
  - Monroe Co. MI 26 0000 115
  - St. Clair Co. MI 26 0000 147
  - Wayne Co. MI 26 0000 163

**Locality Area:**

**Detroit-Warren-Flint, MI**

---



# Standard Pay Tables

Report run on: January 9, 2007 9:43 AM

Page 44 of 132

PPS: DETZT    OPM:DET    SCIENTIFIC & TECHNICAL    Path: ZT    Effective: 07-JAN-07  
 Prev. Yr Rate .21    Curr. Yr Rate: .2153    Loc. Diff: 1.00438    Gen. Inc.: 1.7    Issued: 21-DEC-06

Band	I	II	III	IV	V
GS Range	1-4	5-8	9-10	11-12	13-13
Interval					
01	20,210 - 27,307	31,140 - 41,984	47,183 - 56,233	57,088 - 71,250	81,366 - 92,216
02	27,308 - 32,630	41,985 - 50,116	56,234 - 63,021	71,251 - 81,872	92,217 - 100,353
03	32,631 - 36,178	50,117 - 55,538	63,022 - 67,546	81,873 - 88,953	100,354 - 105,778
04	36,179 - 37,263	55,539 - 57,204	67,547 - 69,572	88,954 - 91,622	105,779 - 108,951
05	37,264 - 38,381	57,205 - 58,920	69,573 - 71,659	91,623 - 94,371	108,952 - 112,220

**Cities:**

- Counties:**
- Genesee Co. MI 26 0000 049
  - Lenawee Co. MI 26 0000 091
  - Macomb Co. MI 26 0000 099
  - Oakland Co. MI 26 0000 125
  - Washtenaw Co. MI 26 0000 161
  - Lapeer Co. MI 26 0000 087
  - Livingston Co. MI 26 0000 093
  - Monroe Co. MI 26 0000 115
  - St. Clair Co. MI 26 0000 147
  - Wayne Co. MI 26 0000 163

**Locality Area:**

**Detroit-Warren-Flint, MI**

---



# Standard Pay Tables

Report run on: January 9, 2007 9:43 AM

Page 45 of 132

PPS: DFWZA OPM:DFW ADMINISTRATIVE Path: ZA Effective: 07-JAN-07

Prev. Yr Rate .1639 Curr. Yr Rate: .1734 Loc. Diff: 1.00816 Gen. Inc.: 1.7 Issued: 21-DEC-06

Band	I	II	III	IV	V
GS Range	1-6	7-10	11-12	13-14	15-15
Interval					
01	19,514 - 30,205	37,244 - 49,677	55,119 - 68,793	78,560 - 97,281	109,200 - 123,760
02	30,206 - 38,223	49,678 - 59,002	68,794 - 79,049	97,282 - 111,322	123,761 - 134,679
03	38,224 - 43,568	59,003 - 65,218	79,050 - 85,886	111,323 - 120,682	134,680 - 141,959
04	43,569 - 44,875	65,219 - 67,175	85,887 - 88,463	120,683 - 124,302	141,960 - 145,400
05	44,876 - 46,221	67,176 - 69,190	88,464 - 91,117	124,303 - 128,031	145,400 - 145,400

**Cities:**

**Counties:**

- |                                     |                                      |
|-------------------------------------|--------------------------------------|
| <i>Collin Co. TX 48 0000 085</i>    | <i>Cooke Co. TX 48 0000 097</i>      |
| <i>Dallas Co. TX 48 0000 113</i>    | <i>Delta Co. TX 48 0000 119</i>      |
| <i>Denton Co. TX 48 0000 121</i>    | <i>Ellis Co. TX 48 0000 139</i>      |
| <i>Fannin Co. TX 48 0000 147</i>    | <i>Grayson Co. TX 48 0000 181</i>    |
| <i>Henderson Co. TX 48 0000 213</i> | <i>Hood Co. TX 48 0000 221</i>       |
| <i>Hunt Co. TX 48 0000 231</i>      | <i>Johnson Co. TX 48 0000 251</i>    |
| <i>Kaufman Co. TX 48 0000 257</i>   | <i>Palo Pinto Co. TX 48 0000 363</i> |
| <i>Parker Co. TX 48 0000 367</i>    | <i>Rockwall Co. TX 48 0000 397</i>   |
| <i>Somervell Co. TX 48 0000 425</i> | <i>Tarrant Co. TX 48 0000 439</i>    |
| <i>Wise Co. TX 48 0000 497</i>      |                                      |

**Locality Area:**

*Dallas-Fort Worth, TX*

---



# Standard Pay Tables

Report run on: January 9, 2007 9:43 AM

Page 46 of 132

PPS: DFWZP OPM:DFW PROFESSIONAL Path: ZP Effective: 07-JAN-07

Prev. Yr Rate .1639 Curr. Yr Rate: .1734 Loc. Diff: 1.00816 Gen. Inc.: 1.7 Issued: 21-DEC-06

Band	I	II	III	IV	V
GS Range	1-6	7-10	11-12	13-14	15-15
Interval					
01	19,514 - 30,205	37,244 - 49,677	55,119 - 68,793	78,560 - 97,281	109,200 - 123,760
02	30,206 - 38,223	49,678 - 59,002	68,794 - 79,049	97,282 - 111,322	123,761 - 134,679
03	38,224 - 43,568	59,003 - 65,218	79,050 - 85,886	111,323 - 120,682	134,680 - 141,959
04	43,569 - 44,875	65,219 - 67,175	85,887 - 88,463	120,683 - 124,302	141,960 - 145,400
05	44,876 - 46,221	67,176 - 69,190	88,464 - 91,117	124,303 - 128,031	145,400 - 145,400

**Cities:**

**Counties:**

- |                                     |                                      |
|-------------------------------------|--------------------------------------|
| <i>Collin Co. TX 48 0000 085</i>    | <i>Cooke Co. TX 48 0000 097</i>      |
| <i>Dallas Co. TX 48 0000 113</i>    | <i>Delta Co. TX 48 0000 119</i>      |
| <i>Denton Co. TX 48 0000 121</i>    | <i>Ellis Co. TX 48 0000 139</i>      |
| <i>Fannin Co. TX 48 0000 147</i>    | <i>Grayson Co. TX 48 0000 181</i>    |
| <i>Henderson Co. TX 48 0000 213</i> | <i>Hood Co. TX 48 0000 221</i>       |
| <i>Hunt Co. TX 48 0000 231</i>      | <i>Johnson Co. TX 48 0000 251</i>    |
| <i>Kaufman Co. TX 48 0000 257</i>   | <i>Palo Pinto Co. TX 48 0000 363</i> |
| <i>Parker Co. TX 48 0000 367</i>    | <i>Rockwall Co. TX 48 0000 397</i>   |
| <i>Somervell Co. TX 48 0000 425</i> | <i>Tarrant Co. TX 48 0000 439</i>    |
| <i>Wise Co. TX 48 0000 497</i>      |                                      |

**Locality Area:**

**Dallas-Fort Worth, TX**

---



# Standard Pay Tables

Report run on: January 9, 2007 9:43 AM

Page 47 of 132

PPS: DFWZS OPM:DFW CLERICAL AND SUPPORT Path: ZS Effective: 07-JAN-07

Prev. Yr Rate .1639 Curr. Yr Rate: .1734 Loc. Diff: 1.00816 Gen. Inc.: 1.7 Issued: 21-DEC-06

Band	I	II	III	IV	V
GS Range	1-2	3-4	5-6	7-8	9-10
Interval					
01	19,514 - 23,111	23,939 - 28,824	30,066 - 36,067	37,244 - 44,524	45,556 - 54,295
02	23,112 - 25,809	28,825 - 32,488	36,068 - 40,568	44,525 - 49,983	54,296 - 60,849
03	25,810 - 27,607	32,489 - 34,931	40,569 - 43,568	49,984 - 53,623	60,850 - 65,218
04	27,608 - 28,435	34,932 - 35,979	43,569 - 44,875	53,624 - 55,232	65,219 - 67,175
05	28,436 - 29,288	35,980 - 37,058	44,876 - 46,221	55,233 - 56,889	67,176 - 69,190

**Cities:**

**Counties:**

- |                                     |                                      |
|-------------------------------------|--------------------------------------|
| <i>Collin Co. TX 48 0000 085</i>    | <i>Cooke Co. TX 48 0000 097</i>      |
| <i>Dallas Co. TX 48 0000 113</i>    | <i>Delta Co. TX 48 0000 119</i>      |
| <i>Denton Co. TX 48 0000 121</i>    | <i>Ellis Co. TX 48 0000 139</i>      |
| <i>Fannin Co. TX 48 0000 147</i>    | <i>Grayson Co. TX 48 0000 181</i>    |
| <i>Henderson Co. TX 48 0000 213</i> | <i>Hood Co. TX 48 0000 221</i>       |
| <i>Hunt Co. TX 48 0000 231</i>      | <i>Johnson Co. TX 48 0000 251</i>    |
| <i>Kaufman Co. TX 48 0000 257</i>   | <i>Palo Pinto Co. TX 48 0000 363</i> |
| <i>Parker Co. TX 48 0000 367</i>    | <i>Rockwall Co. TX 48 0000 397</i>   |
| <i>Somervell Co. TX 48 0000 425</i> | <i>Tarrant Co. TX 48 0000 439</i>    |
| <i>Wise Co. TX 48 0000 497</i>      |                                      |

**Locality Area:**

**Dallas-Fort Worth, TX**

---



# Standard Pay Tables

Report run on: January 9, 2007 9:43 AM

Page 48 of 132

PPS: DFWZT OPM:DFW SCIENTIFIC & TECHNICAL Path: ZT Effective: 07-JAN-07

Prev. Yr Rate .1639 Curr. Yr Rate: .1734 Loc. Diff: 1.00816 Gen. Inc.: 1.7 Issued: 21-DEC-06

Band	I	II	III	IV	V
GS Range	1-4	5-8	9-10	11-12	13-13
Interval					
01	19,514 - 26,366	30,066 - 40,536	45,556 - 54,295	55,119 - 68,793	78,560 - 89,036
02	26,367 - 31,505	40,537 - 48,388	54,296 - 60,849	68,794 - 79,049	89,037 - 96,894
03	31,506 - 34,931	48,389 - 53,623	60,850 - 65,218	79,050 - 85,886	96,895 - 102,132
04	34,932 - 35,979	53,624 - 55,232	65,219 - 67,175	85,887 - 88,463	102,133 - 105,196
05	35,980 - 37,058	55,233 - 56,889	67,176 - 69,190	88,464 - 91,117	105,197 - 108,352

**Cities:**

**Counties:**

- |                                     |                                      |
|-------------------------------------|--------------------------------------|
| <i>Collin Co. TX 48 0000 085</i>    | <i>Cooke Co. TX 48 0000 097</i>      |
| <i>Dallas Co. TX 48 0000 113</i>    | <i>Delta Co. TX 48 0000 119</i>      |
| <i>Denton Co. TX 48 0000 121</i>    | <i>Ellis Co. TX 48 0000 139</i>      |
| <i>Fannin Co. TX 48 0000 147</i>    | <i>Grayson Co. TX 48 0000 181</i>    |
| <i>Henderson Co. TX 48 0000 213</i> | <i>Hood Co. TX 48 0000 221</i>       |
| <i>Hunt Co. TX 48 0000 231</i>      | <i>Johnson Co. TX 48 0000 251</i>    |
| <i>Kaufman Co. TX 48 0000 257</i>   | <i>Palo Pinto Co. TX 48 0000 363</i> |
| <i>Parker Co. TX 48 0000 367</i>    | <i>Rockwall Co. TX 48 0000 397</i>   |
| <i>Somervell Co. TX 48 0000 425</i> | <i>Tarrant Co. TX 48 0000 439</i>    |
| <i>Wise Co. TX 48 0000 497</i>      |                                      |

**Locality Area:**

*Dallas-Fort Worth, TX*

---





# Standard Pay Tables

Report run on: January 9, 2007 9:43 AM

Page 49 of 132

PPS: HARZA OPM:HAR ADMINISTRATIVE Path: ZA Effective: 07-JAN-07

Prev. Yr Rate .213 Curr. Yr Rate: .2244 Loc. Diff: 1.0094 Gen. Inc.: 1.7 Issued: 21-DEC-06

Band	I	II	III	IV	V
GS Range	1-6	7-10	11-12	13-14	15-15
Interval					
01	20,362 - 31,518	38,862 - 51,835	57,515 - 71,783	81,975 - 101,509	113,946 - 127,926
02	31,519 - 39,884	51,836 - 61,565	71,784 - 82,485	101,510 - 116,160	127,927 - 138,410
03	39,885 - 45,462	61,566 - 68,052	82,486 - 89,619	116,161 - 125,927	138,411 - 145,400
04	45,463 - 46,826	68,053 - 70,094	89,620 - 92,308	125,928 - 129,705	145,400 - 145,400
05	46,827 - 48,231	70,095 - 72,197	92,309 - 95,077	129,706 - 133,596	145,400 - 145,400

**Cities:**

Counties:                    *Hartford Co. CT 09 0000 003*                    *Middlesex Co. CT 09 0000 007*  
                                 *New London Co. CT 09 0000 011*                    *Tolland Co. CT 09 0000 013*  
                                 *Windham Co. CT 09 0000 015*                    *Franklin Co. MA 25 0000 011*  
                                 *Hampden Co. MA 25 0000 013*                    *Hampshire Co. MA 25 0000 015*

**Locality Area:**

***Hartford-West Hartford-Willimantic, CT-MA***

---



# Standard Pay Tables

Report run on: January 9, 2007 9:43 AM

Page 50 of 132

PPS: HARZP OPM:HAR PROFESSIONAL Path: ZP Effective: 07-JAN-07  
 Prev. Yr Rate .213 Curr. Yr Rate: .2244 Loc. Diff: 1.0094 Gen. Inc.: 1.7 Issued: 21-DEC-06

Band	I	II	III	IV	V
GS Range	1-6	7-10	11-12	13-14	15-15
Interval					
01	20,362 - 31,518	38,862 - 51,835	57,515 - 71,783	81,975 - 101,509	113,946 - 127,926
02	31,519 - 39,884	51,836 - 61,565	71,784 - 82,485	101,510 - 116,160	127,927 - 138,410
03	39,885 - 45,462	61,566 - 68,052	82,486 - 89,619	116,161 - 125,927	138,411 - 145,400
04	45,463 - 46,826	68,053 - 70,094	89,620 - 92,308	125,928 - 129,705	145,400 - 145,400
05	46,827 - 48,231	70,095 - 72,197	92,309 - 95,077	129,706 - 133,596	145,400 - 145,400

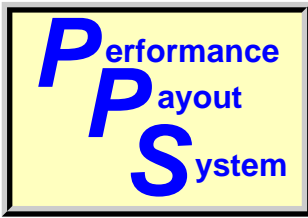
**Cities:**

Counties:                    *Hartford Co. CT 09 0000 003*                    *Middlesex Co. CT 09 0000 007*  
                                  *New London Co. CT 09 0000 011*                    *Tolland Co. CT 09 0000 013*  
                                  *Windham Co. CT 09 0000 015*                    *Franklin Co. MA 25 0000 011*  
                                  *Hampden Co. MA 25 0000 013*                    *Hampshire Co. MA 25 0000 015*

**Locality Area:**

*Hartford-West Hartford-Willimantic, CT-MA*

---



# Standard Pay Tables

Report run on: January 9, 2007 9:43 AM

Page 51 of 132

PPS: HARZS OPM:HAR CLERICAL AND SUPPORT Path: ZS Effective: 07-JAN-07

Prev. Yr Rate .213 Curr. Yr Rate: .2244 Loc. Diff: 1.0094 Gen. Inc.: 1.7 Issued: 21-DEC-06

Band	I	II	III	IV	V
GS Range	1-2	3-4	5-6	7-8	9-10
Interval					
01	20,362 - 24,115	24,979 - 30,077	31,373 - 37,635	38,862 - 46,458	47,536 - 56,654
02	24,116 - 26,930	30,078 - 33,900	37,636 - 42,331	46,459 - 52,156	56,655 - 63,493
03	26,931 - 28,806	33,901 - 36,449	42,332 - 45,462	52,157 - 55,954	63,494 - 68,052
04	28,807 - 29,670	36,450 - 37,542	45,463 - 46,826	55,955 - 57,633	68,053 - 70,094
05	29,671 - 30,560	37,543 - 38,668	46,827 - 48,231	57,634 - 59,362	70,095 - 72,197

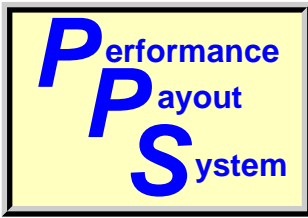
**Cities:**

Counties:                    *Hartford Co. CT 09 0000 003*                    *Middlesex Co. CT 09 0000 007*  
                                  *New London Co. CT 09 0000 011*                    *Tolland Co. CT 09 0000 013*  
                                  *Windham Co. CT 09 0000 015*                    *Franklin Co. MA 25 0000 011*  
                                  *Hampden Co. MA 25 0000 013*                    *Hampshire Co. MA 25 0000 015*

**Locality Area:**

*Hartford-West Hartford-Willimantic, CT-MA*

---



# Standard Pay Tables

Report run on: January 9, 2007 9:43 AM

Page 52 of 132

PPS: HARZT OPM:HAR SCIENTIFIC & TECHNICAL Path: ZT Effective: 07-JAN-07

Prev. Yr Rate .213 Curr. Yr Rate: .2244 Loc. Diff: 1.0094 Gen. Inc.: 1.7 Issued: 21-DEC-06

Band	I	II	III	IV	V
GS Range	1-4	5-8	9-10	11-12	13-13
Interval					
01	20,362 - 27,512	31,373 - 42,298	47,536 - 56,654	57,515 - 71,783	81,975 - 92,907
02	27,513 - 32,874	42,299 - 50,492	56,655 - 63,493	71,784 - 82,485	92,908 - 101,105
03	32,875 - 36,449	50,493 - 55,954	63,494 - 68,052	82,486 - 89,619	101,106 - 106,571
04	36,450 - 37,542	55,955 - 57,633	68,053 - 70,094	89,620 - 92,308	106,572 - 109,768
05	37,543 - 38,668	57,634 - 59,362	70,095 - 72,197	92,309 - 95,077	109,769 - 113,061

**Cities:**

Counties:                    *Hartford Co. CT 09 0000 003*                    *Middlesex Co. CT 09 0000 007*  
                                 *New London Co. CT 09 0000 011*                    *Tolland Co. CT 09 0000 013*  
                                 *Windham Co. CT 09 0000 015*                    *Franklin Co. MA 25 0000 011*  
                                 *Hampden Co. MA 25 0000 013*                    *Hampshire Co. MA 25 0000 015*

**Locality Area:**

*Hartford-West Hartford-Willimantic, CT-MA*

---



# Standard Pay Tables

Report run on: January 9, 2007 9:43 AM

Page 53 of 132

PPS: HNTZA    OPM:HNT    ADMINISTRATIVE    Path: ZA    Effective: 07-JAN-07

Prev. Yr Rate .1335    Curr. Yr Rate: .136    Loc. Diff: 1.00221    Gen. Inc.: 1.7    Issued: 21-DEC-06

Band	I	II	III	IV	V
GS Range	1-6	7-10	11-12	13-14	15-15
Interval					
01	18,892 - 29,242	36,057 - 48,093	53,362 - 66,600	76,056 - 94,180	105,720 - 119,815
02	29,243 - 37,005	48,094 - 57,121	66,601 - 76,529	94,181 - 107,773	119,816 - 130,386
03	37,006 - 42,180	57,122 - 63,139	76,530 - 83,148	107,774 - 116,835	130,387 - 137,434
04	42,181 - 43,445	63,140 - 65,033	83,149 - 85,642	116,836 - 120,340	137,435 - 141,557
05	43,446 - 44,748	65,034 - 66,984	85,643 - 88,211	120,341 - 123,950	141,558 - 145,400

**Cities:**

Counties:                    Lawrence Co. AL 01 0000 079                    Limestone Co. AL 01 0000 083  
    Madison Co. AL 01 0000 089                    Morgan Co. AL 01 0000 103

**Locality Area:**

**Huntsville-Decatur, AL**

---



# Standard Pay Tables

Report run on: January 9, 2007 9:43 AM

Page 54 of 132

PPS: HNTZP    OPM:HNT    PROFESSIONAL    Path: ZP    Effective: 07-JAN-07  
 Prev. Yr Rate .1335    Curr. Yr Rate: .136    Loc. Diff: 1.00221    Gen. Inc.: 1.7    Issued: 21-DEC-06

Band	I	II	III	IV	V
GS Range	1-6	7-10	11-12	13-14	15-15
Interval					
01	18,892 - 29,242	36,057 - 48,093	53,362 - 66,600	76,056 - 94,180	105,720 - 119,815
02	29,243 - 37,005	48,094 - 57,121	66,601 - 76,529	94,181 - 107,773	119,816 - 130,386
03	37,006 - 42,180	57,122 - 63,139	76,530 - 83,148	107,774 - 116,835	130,387 - 137,434
04	42,181 - 43,445	63,140 - 65,033	83,149 - 85,642	116,836 - 120,340	137,435 - 141,557
05	43,446 - 44,748	65,034 - 66,984	85,643 - 88,211	120,341 - 123,950	141,558 - 145,400

**Cities:**

Counties:                    Lawrence Co. AL 01 0000 079                    Limestone Co. AL 01 0000 083  
    Madison Co. AL 01 0000 089                    Morgan Co. AL 01 0000 103

**Locality Area:**

**Huntsville-Decatur, AL**

---



# Standard Pay Tables

Report run on: January 9, 2007 9:43 AM

Page 55 of 132

PPS: HNTZS OPM:HNT CLERICAL AND SUPPORT Path: ZS Effective: 07-JAN-07

Prev. Yr Rate .1335 Curr. Yr Rate: .136 Loc. Diff: 1.00221 Gen. Inc.: 1.7 Issued: 21-DEC-06

Band	I	II	III	IV	V
GS Range	1-2	3-4	5-6	7-8	9-10
Interval					
01	18,892 - 22,374	23,176 - 27,906	29,108 - 34,918	36,057 - 43,105	44,104 - 52,564
02	22,375 - 24,986	27,907 - 31,453	34,919 - 39,275	43,106 - 48,390	52,565 - 58,909
03	24,987 - 26,727	31,454 - 33,818	39,276 - 42,180	48,391 - 51,914	58,910 - 63,139
04	26,728 - 27,529	33,819 - 34,833	42,181 - 43,445	51,915 - 53,471	63,140 - 65,033
05	27,530 - 28,355	34,834 - 35,878	43,446 - 44,748	53,472 - 55,075	65,034 - 66,984

**Cities:**

Counties: Lawrence Co. AL 01 0000 079 Limestone Co. AL 01 0000 083  
 Madison Co. AL 01 0000 089 Morgan Co. AL 01 0000 103

**Locality Area:**

Huntsville-Decatur, AL

---



# Standard Pay Tables

Report run on: January 9, 2007 9:43 AM

Page 56 of 132

PPS: HNTZT    OPM:HNT    SCIENTIFIC & TECHNICAL    Path: ZT    Effective: 07-JAN-07

Prev. Yr Rate .1335    Curr. Yr Rate: .136    Loc. Diff: 1.00221    Gen. Inc.: 1.7    Issued: 21-DEC-06

Band	I	II	III	IV	V
GS Range	1-4	5-8	9-10	11-12	13-13
Interval					
01	18,892 - 25,526	29,108 - 39,244	44,104 - 52,564	53,362 - 66,600	76,056 - 86,198
02	25,527 - 30,501	39,245 - 46,846	52,565 - 58,909	66,601 - 76,529	86,199 - 93,805
03	30,502 - 33,818	46,847 - 51,914	58,910 - 63,139	76,530 - 83,148	93,806 - 98,876
04	33,819 - 34,833	51,915 - 53,471	63,140 - 65,033	83,149 - 85,642	98,877 - 101,842
05	34,834 - 35,878	53,472 - 55,075	65,034 - 66,984	85,643 - 88,211	101,843 - 104,897

**Cities:**

Counties:                    Lawrence Co. AL 01 0000 079                    Limestone Co. AL 01 0000 083  
    Madison Co. AL 01 0000 089                    Morgan Co. AL 01 0000 103

**Locality Area:**

**Huntsville-Decatur, AL**

---





# Standard Pay Tables

Report run on: January 9, 2007 9:43 AM

Page 57 of 132

PPS: HOUZA OPM:HOU ADMINISTRATIVE Path: ZA Effective: 07-JAN-07

Prev. Yr Rate .2637 Curr. Yr Rate: .2665 Loc. Diff: 1.00222 Gen. Inc.: 1.7 Issued: 21-DEC-06

Band	I	II	III	IV	V
GS Range	1-6	7-10	11-12	13-14	15-15
Interval					
01	21,062 - 32,601	40,199 - 53,618	59,493 - 74,252	84,793 - 104,999	117,864 - 130,102
02	32,602 - 41,255	53,619 - 63,682	74,253 - 85,321	105,000 - 120,154	130,103 - 139,281
03	41,256 - 47,025	63,683 - 70,392	85,322 - 92,700	120,155 - 130,257	139,282 - 145,400
04	47,026 - 48,436	70,393 - 72,504	92,701 - 95,481	130,258 - 134,165	145,400 - 145,400
05	48,437 - 49,889	72,505 - 74,679	95,482 - 98,345	134,166 - 138,190	145,400 - 145,400

**Cities:**

- Counties:**
- Austin Co. TX 48 0000 015
  - Brazoria Co. TX 48 0000 039
  - Chambers Co. TX 48 0000 071
  - Fort Bend Co. TX 48 0000 157
  - Galveston Co. TX 48 0000 167
  - Harris Co. TX 48 0000 201
  - Liberty Co. TX 48 0000 291
  - Matagorda Co. TX 48 0000 321
  - Montgomery Co. TX 48 0000 339
  - San Jacinto Co. TX 48 0000 407
  - Walker Co. TX 48 0000 471
  - Waller Co. TX 48 0000 473

**Locality Area:**

Houston-Baytown-Huntsville, TX

---



# Standard Pay Tables

Report run on: January 9, 2007 9:43 AM

Page 58 of 132

PPS: HOUZP OPM:HOU PROFESSIONAL Path: ZP Effective: 07-JAN-07

Prev. Yr Rate .2637 Curr. Yr Rate: .2665 Loc. Diff: 1.00222 Gen. Inc.: 1.7 Issued: 21-DEC-06

Band	I	II	III	IV	V
GS Range	1-6	7-10	11-12	13-14	15-15
Interval					
01	21,062 - 32,601	40,199 - 53,618	59,493 - 74,252	84,793 - 104,999	117,864 - 130,102
02	32,602 - 41,255	53,619 - 63,682	74,253 - 85,321	105,000 - 120,154	130,103 - 139,281
03	41,256 - 47,025	63,683 - 70,392	85,322 - 92,700	120,155 - 130,257	139,282 - 145,400
04	47,026 - 48,436	70,393 - 72,504	92,701 - 95,481	130,258 - 134,165	145,400 - 145,400
05	48,437 - 49,889	72,505 - 74,679	95,482 - 98,345	134,166 - 138,190	145,400 - 145,400

**Cities:**

- Counties:**
- Austin Co. TX 48 0000 015
  - Chambers Co. TX 48 0000 071
  - Galveston Co. TX 48 0000 167
  - Liberty Co. TX 48 0000 291
  - Montgomery Co. TX 48 0000 339
  - Walker Co. TX 48 0000 471
  - Brazoria Co. TX 48 0000 039
  - Fort Bend Co. TX 48 0000 157
  - Harris Co. TX 48 0000 201
  - Matagorda Co. TX 48 0000 321
  - San Jacinto Co. TX 48 0000 407
  - Waller Co. TX 48 0000 473

**Locality Area:**

Houston-Baytown-Huntsville, TX

---



# Standard Pay Tables

Report run on: January 9, 2007 9:43 AM

Page 59 of 132

PPS: HOUZS OPM:HOU CLERICAL AND SUPPORT Path: ZS Effective: 07-JAN-07  
 Prev. Yr Rate .2637 Curr. Yr Rate: .2665 Loc. Diff: 1.00222 Gen. Inc.: 1.7 Issued: 21-DEC-06

Band	I	II	III	IV	V
GS Range	1-2	3-4	5-6	7-8	9-10
Interval					
01	21,062 - 24,944	25,838 - 31,111	32,452 - 38,929	40,199 - 48,056	49,171 - 58,603
02	24,945 - 27,856	31,112 - 35,066	38,930 - 43,787	48,057 - 53,949	58,604 - 65,676
03	27,857 - 29,797	35,067 - 37,702	43,788 - 47,025	53,950 - 57,878	65,677 - 70,392
04	29,798 - 30,691	37,703 - 38,833	47,026 - 48,436	57,879 - 59,614	70,393 - 72,504
05	30,692 - 31,612	38,834 - 39,998	48,437 - 49,889	59,615 - 61,402	72,505 - 74,679

**Cities:**

- Counties:**
- Austin Co. TX 48 0000 015
  - Chambers Co. TX 48 0000 071
  - Galveston Co. TX 48 0000 167
  - Liberty Co. TX 48 0000 291
  - Montgomery Co. TX 48 0000 339
  - Walker Co. TX 48 0000 471
  - Brazoria Co. TX 48 0000 039
  - Fort Bend Co. TX 48 0000 157
  - Harris Co. TX 48 0000 201
  - Matagorda Co. TX 48 0000 321
  - San Jacinto Co. TX 48 0000 407
  - Waller Co. TX 48 0000 473

**Locality Area:**

**Houston-Baytown-Huntsville, TX**

---



# Standard Pay Tables

Report run on: January 9, 2007 9:43 AM

Page 60 of 132

PPS: HOUZT OPM:HOU SCIENTIFIC & TECHNICAL Path: ZT Effective: 07-JAN-07

Prev. Yr Rate .2637 Curr. Yr Rate: .2665 Loc. Diff: 1.00222 Gen. Inc.: 1.7 Issued: 21-DEC-06

Band	I	II	III	IV	V
GS Range	1-4	5-8	9-10	11-12	13-13
Interval					
01	21,062 - 28,458	32,452 - 43,752	49,171 - 58,603	59,493 - 74,252	84,793 - 96,101
02	28,459 - 34,004	43,753 - 52,228	58,604 - 65,676	74,253 - 85,321	96,102 - 104,581
03	34,005 - 37,702	52,229 - 57,878	65,677 - 70,392	85,322 - 92,700	104,582 - 110,235
04	37,703 - 38,833	57,879 - 59,614	70,393 - 72,504	92,701 - 95,481	110,236 - 113,542
05	38,834 - 39,998	59,615 - 61,402	72,505 - 74,679	95,482 - 98,345	113,543 - 116,948

**Cities:**

- Counties:**
- Austin Co. TX 48 0000 015
  - Chambers Co. TX 48 0000 071
  - Galveston Co. TX 48 0000 167
  - Liberty Co. TX 48 0000 291
  - Montgomery Co. TX 48 0000 339
  - Walker Co. TX 48 0000 471
  - Brazoria Co. TX 48 0000 039
  - Fort Bend Co. TX 48 0000 157
  - Harris Co. TX 48 0000 201
  - Matagorda Co. TX 48 0000 321
  - San Jacinto Co. TX 48 0000 407
  - Waller Co. TX 48 0000 473

**Locality Area:**

**Houston-Baytown-Huntsville, TX**

---



# Standard Pay Tables

Report run on: January 9, 2007 9:43 AM

Page 61 of 132

PPS: INDZA    OPM:IND    ADMINISTRATIVE    Path: ZA    Effective: 07-JAN-07  
 Prev. Yr Rate .1285    Curr. Yr Rate: .13    Loc. Diff: 1.00133    Gen. Inc.: 1.7    Issued: 21-DEC-06

Band	I	II	III	IV	V
GS Range	1-6	7-10	11-12	13-14	15-15
Interval					
01	18,792 - 29,088	35,866 - 47,839	53,081 - 66,249	75,655 - 93,683	105,161 - 119,182
02	29,089 - 36,809	47,840 - 56,819	66,250 - 76,125	93,684 - 107,204	119,183 - 129,698
03	36,810 - 41,957	56,820 - 62,805	76,126 - 82,709	107,205 - 116,218	129,699 - 136,709
04	41,958 - 43,216	62,806 - 64,689	82,710 - 85,190	116,219 - 119,705	136,710 - 140,810
05	43,217 - 44,512	64,690 - 66,630	85,191 - 87,746	119,706 - 123,296	140,811 - 145,034

**Cities:**

- Counties:**
- Bartholomew Co. IN 18 0000 005
  - Brown Co. IN 18 0000 013
  - Hamilton Co. IN 18 0000 057
  - Hendricks Co. IN 18 0000 063
  - Jennings Co. IN 18 0000 079
  - Madison Co. IN 18 0000 095
  - Montgomery Co. IN 18 0000 107
  - Putnam Co. IN 18 0000 133
  - Boone Co. IN 18 0000 011
  - Grant Co. IN 18 0000 053
  - Hancock Co. IN 18 0000 059
  - Henry Co. IN 18 0000 065
  - Johnson Co. IN 18 0000 081
  - Marion Co. IN 18 0000 097
  - Morgan Co. IN 18 0000 109
  - Shelby Co. IN 18 0000 145

**Locality Area:**

**Indianapolis-Anderson-Columbus, IN**

---



# Standard Pay Tables

Report run on: January 9, 2007 9:43 AM

Page 62 of 132

PPS: INDZP    OPM:IND    PROFESSIONAL    Path: ZP    Effective: 07-JAN-07  
 Prev. Yr Rate .1285    Curr. Yr Rate: .13    Loc. Diff: 1.00133    Gen. Inc.: 1.7    Issued: 21-DEC-06

Band	I	II	III	IV	V
GS Range	1-6	7-10	11-12	13-14	15-15
Interval					
01	18,792 - 29,088	35,866 - 47,839	53,081 - 66,249	75,655 - 93,683	105,161 - 119,182
02	29,089 - 36,809	47,840 - 56,819	66,250 - 76,125	93,684 - 107,204	119,183 - 129,698
03	36,810 - 41,957	56,820 - 62,805	76,126 - 82,709	107,205 - 116,218	129,699 - 136,709
04	41,958 - 43,216	62,806 - 64,689	82,710 - 85,190	116,219 - 119,705	136,710 - 140,810
05	43,217 - 44,512	64,690 - 66,630	85,191 - 87,746	119,706 - 123,296	140,811 - 145,034

**Cities:**

- Counties:**
- Bartholomew Co. IN 18 0000 005
  - Brown Co. IN 18 0000 013
  - Hamilton Co. IN 18 0000 057
  - Hendricks Co. IN 18 0000 063
  - Jennings Co. IN 18 0000 079
  - Madison Co. IN 18 0000 095
  - Montgomery Co. IN 18 0000 107
  - Putnam Co. IN 18 0000 133
  - Boone Co. IN 18 0000 011
  - Grant Co. IN 18 0000 053
  - Hancock Co. IN 18 0000 059
  - Henry Co. IN 18 0000 065
  - Johnson Co. IN 18 0000 081
  - Marion Co. IN 18 0000 097
  - Morgan Co. IN 18 0000 109
  - Shelby Co. IN 18 0000 145

**Locality Area:**

**Indianapolis-Anderson-Columbus, IN**

---



# Standard Pay Tables

Report run on: January 9, 2007 9:43 AM

Page 63 of 132

PPS: INDZS    OPM:IND    CLERICAL AND SUPPORT    Path: ZS    Effective: 07-JAN-07  
 Prev. Yr Rate .1285    Curr. Yr Rate: .13    Loc. Diff: 1.00133    Gen. Inc.: 1.7    Issued: 21-DEC-06

Band	I	II	III	IV	V
GS Range	1-2	3-4	5-6	7-8	9-10
Interval					
01	18,792 - 22,256	23,053 - 27,758	28,954 - 34,733	35,866 - 42,877	43,871 - 52,286
02	22,257 - 24,854	27,759 - 31,287	34,734 - 39,067	42,878 - 48,135	52,287 - 58,597
03	24,855 - 26,586	31,288 - 33,639	39,068 - 41,957	48,136 - 51,640	58,598 - 62,805
04	26,587 - 27,384	33,640 - 34,648	41,958 - 43,216	51,641 - 53,189	62,806 - 64,689
05	27,385 - 28,206	34,649 - 35,687	43,217 - 44,512	53,190 - 54,785	64,690 - 66,630

**Cities:**

- Counties:**
- Bartholomew Co. IN 18 0000 005
  - Brown Co. IN 18 0000 013
  - Hamilton Co. IN 18 0000 057
  - Hendricks Co. IN 18 0000 063
  - Jennings Co. IN 18 0000 079
  - Madison Co. IN 18 0000 095
  - Montgomery Co. IN 18 0000 107
  - Putnam Co. IN 18 0000 133
  - Boone Co. IN 18 0000 011
  - Grant Co. IN 18 0000 053
  - Hancock Co. IN 18 0000 059
  - Henry Co. IN 18 0000 065
  - Johnson Co. IN 18 0000 081
  - Marion Co. IN 18 0000 097
  - Morgan Co. IN 18 0000 109
  - Shelby Co. IN 18 0000 145

**Locality Area:**

**Indianapolis-Anderson-Columbus, IN**

---



# Standard Pay Tables

Report run on: January 9, 2007 9:43 AM

Page 64 of 132

PPS: INDZT    OPM:IND    SCIENTIFIC & TECHNICAL    Path: ZT    Effective: 07-JAN-07  
 Prev. Yr Rate .1285    Curr. Yr Rate: .13    Loc. Diff: 1.00133    Gen. Inc.: 1.7    Issued: 21-DEC-06

Band	I	II	III	IV	V
GS Range	1-4	5-8	9-10	11-12	13-13
Interval					
01	18,792 - 25,391	28,954 - 39,037	43,871 - 52,286	53,081 - 66,249	75,655 - 85,743
02	25,392 - 30,340	39,038 - 46,599	52,287 - 58,597	66,250 - 76,125	85,744 - 93,310
03	30,341 - 33,639	46,600 - 51,640	58,598 - 62,805	76,126 - 82,709	93,311 - 98,354
04	33,640 - 34,648	51,641 - 53,189	62,806 - 64,689	82,710 - 85,190	98,355 - 101,305
05	34,649 - 35,687	53,190 - 54,785	64,690 - 66,630	85,191 - 87,746	101,306 - 104,344

**Cities:**

- Counties:**
- Bartholomew Co. IN 18 0000 005
  - Brown Co. IN 18 0000 013
  - Hamilton Co. IN 18 0000 057
  - Hendricks Co. IN 18 0000 063
  - Jennings Co. IN 18 0000 079
  - Madison Co. IN 18 0000 095
  - Montgomery Co. IN 18 0000 107
  - Putnam Co. IN 18 0000 133
  - Boone Co. IN 18 0000 011
  - Grant Co. IN 18 0000 053
  - Hancock Co. IN 18 0000 059
  - Henry Co. IN 18 0000 065
  - Johnson Co. IN 18 0000 081
  - Marion Co. IN 18 0000 097
  - Morgan Co. IN 18 0000 109
  - Shelby Co. IN 18 0000 145

**Locality Area:**

**Indianapolis-Anderson-Columbus, IN**

---





# Standard Pay Tables

Report run on: January 9, 2007 9:43 AM

Page 65 of 132

PPS: LAZA    OPM:LA    ADMINISTRATIVE    Path: ZA    Effective: 07-JAN-07  
 Prev. Yr Rate .2318    Curr. Yr Rate: .2403    Loc. Diff: 1.0069    Gen. Inc.: 1.7    Issued: 21-DEC-06

Band	I	II	III	IV	V
GS Range	1-6	7-10	11-12	13-14	15-15
Interval					
01	20,626 - 31,926	39,367 - 52,509	58,262 - 72,716	83,039 - 102,827	115,426 - 128,748
02	31,927 - 40,402	52,510 - 62,365	72,717 - 83,556	102,828 - 117,668	128,749 - 138,739
03	40,403 - 46,052	62,366 - 68,936	83,557 - 90,783	117,669 - 127,562	138,740 - 145,400
04	46,053 - 47,434	68,937 - 71,004	90,784 - 93,506	127,563 - 131,389	145,400 - 145,400
05	47,435 - 48,857	71,005 - 73,134	93,507 - 96,311	131,390 - 135,331	145,400 - 145,400

Cities: Edwards Air Force Base, CA 06 1077 029

Counties: Los Angeles Co. CA 06 0000 037      Orange Co. CA 06 0000 059  
 Riverside Co. CA 06 0000 065      San Bernardino Co. CA 06 0000 071  
 Santa Barbara Co. CA 06 0000 083      Ventura Co. CA 06 0000 111

Locality Area:

Los Angeles-Long Beach-Riverside, CA

---



# Standard Pay Tables

Report run on: January 9, 2007 9:43 AM

Page 66 of 132

PPS: LAZP    OPM:LA    PROFESSIONAL    Path: ZP    Effective: 07-JAN-07  
 Prev. Yr Rate .2318    Curr. Yr Rate: .2403    Loc. Diff: 1.0069    Gen. Inc.: 1.7    Issued: 21-DEC-06

Band	I	II	III	IV	V
GS Range	1-6	7-10	11-12	13-14	15-15
Interval					
01	20,626 - 31,926	39,367 - 52,509	58,262 - 72,716	83,039 - 102,827	115,426 - 128,748
02	31,927 - 40,402	52,510 - 62,365	72,717 - 83,556	102,828 - 117,668	128,749 - 138,739
03	40,403 - 46,052	62,366 - 68,936	83,557 - 90,783	117,669 - 127,562	138,740 - 145,400
04	46,053 - 47,434	68,937 - 71,004	90,784 - 93,506	127,563 - 131,389	145,400 - 145,400
05	47,435 - 48,857	71,005 - 73,134	93,507 - 96,311	131,390 - 135,331	145,400 - 145,400

Cities: Edwards Air Force Base, CA 06 1077 029

Counties: Los Angeles Co. CA 06 0000 037      Orange Co. CA 06 0000 059  
 Riverside Co. CA 06 0000 065      San Bernardino Co. CA 06 0000 071  
 Santa Barbara Co. CA 06 0000 083      Ventura Co. CA 06 0000 111

Locality Area:

Los Angeles-Long Beach-Riverside, CA

---



# Standard Pay Tables

Report run on: January 9, 2007 9:43 AM

Page 67 of 132

PPS: LAZS    OPM:LA    CLERICAL AND SUPPORT    Path: ZS    Effective: 07-JAN-07  
 Prev. Yr Rate .2318    Curr. Yr Rate: .2403    Loc. Diff: 1.0069    Gen. Inc.: 1.7    Issued: 21-DEC-06

Band	I	II	III	IV	V
GS Range	1-2	3-4	5-6	7-8	9-10
Interval					
01	20,626 - 24,428	25,303 - 30,467	31,780 - 38,123	39,367 - 47,062	48,153 - 57,390
02	24,429 - 27,280	30,468 - 34,340	38,124 - 42,880	47,063 - 52,833	57,391 - 64,318
03	27,281 - 29,181	34,341 - 36,922	42,881 - 46,052	52,834 - 56,680	64,319 - 68,936
04	29,182 - 30,056	36,923 - 38,030	46,053 - 47,434	56,681 - 58,380	68,937 - 71,004
05	30,057 - 30,958	38,031 - 39,171	47,435 - 48,857	58,381 - 60,131	71,005 - 73,134

Cities: Edwards Air Force Base, CA 06 1077 029

Counties: Los Angeles Co. CA 06 0000 037      Orange Co. CA 06 0000 059  
 Riverside Co. CA 06 0000 065      San Bernardino Co. CA 06 0000 071  
 Santa Barbara Co. CA 06 0000 083      Ventura Co. CA 06 0000 111

Locality Area:

Los Angeles-Long Beach-Riverside, CA

---



# Standard Pay Tables

Report run on: January 9, 2007 9:43 AM

Page 68 of 132

PPS: LAZT    OPM:LA    SCIENTIFIC & TECHNICAL    Path: ZT    Effective: 07-JAN-07  
 Prev. Yr Rate .2318    Curr. Yr Rate: .2403    Loc. Diff: 1.0069    Gen. Inc.: 1.7    Issued: 21-DEC-06

Band	I	II	III	IV	V
GS Range	1-4	5-8	9-10	11-12	13-13
Interval					
01	20,626 - 27,869	31,780 - 42,847	48,153 - 57,390	58,262 - 72,716	83,039 - 94,112
02	27,870 - 33,301	42,848 - 51,147	57,391 - 64,318	72,717 - 83,556	94,113 - 102,417
03	33,302 - 36,922	51,148 - 56,680	64,319 - 68,936	83,557 - 90,783	102,418 - 107,954
04	36,923 - 38,030	56,681 - 58,380	68,937 - 71,004	90,784 - 93,506	107,955 - 111,193
05	38,031 - 39,171	58,381 - 60,131	71,005 - 73,134	93,507 - 96,311	111,194 - 114,529

Cities: Edwards Air Force Base, CA 06 1077 029

Counties: Los Angeles Co. CA 06 0000 037      Orange Co. CA 06 0000 059  
 Riverside Co. CA 06 0000 065      San Bernardino Co. CA 06 0000 071  
 Santa Barbara Co. CA 06 0000 083      Ventura Co. CA 06 0000 111

Locality Area:

Los Angeles-Long Beach-Riverside, CA

---



# Standard Pay Tables

Report run on: January 9, 2007 9:43 AM

Page 69 of 132

PPS: MFLZA OPM:MFL ADMINISTRATIVE Path: ZA Effective: 07-JAN-07  
 Prev. Yr Rate .1784 Curr. Yr Rate: .183 Loc. Diff: 1.0039 Gen. Inc.: 1.7 Issued: 21-DEC-06

Band	I	II	III	IV	V
GS Range	1-6	7-10	11-12	13-14	15-15
Interval					
01	19,673 - 30,452	37,548 - 50,083	55,570 - 69,356	79,203 - 98,077	110,094 - 124,773
02	30,453 - 38,536	50,084 - 59,484	69,357 - 79,696	98,078 - 112,232	124,774 - 135,782
03	38,537 - 43,925	59,485 - 65,751	79,697 - 86,589	112,233 - 121,669	135,783 - 143,121
04	43,926 - 45,243	65,752 - 67,724	86,590 - 89,187	121,670 - 125,319	143,122 - 145,400
05	45,244 - 46,600	67,725 - 69,756	89,188 - 91,863	125,320 - 129,079	145,400 - 145,400

**Cities:**

Counties: Broward Co. FL 12 0000 011 Miami-Dade Co. FL 12 0000 086  
 Monroe Co. FL 12 0000 087 Palm Beach Co. FL 12 0000 099

**Locality Area:**

**Miami-Fort Lauderdale-Miami Beach, FL**

---



# Standard Pay Tables

Report run on: January 9, 2007 9:43 AM

Page 70 of 132

PPS: MFLZP    OPM:MFL    PROFESSIONAL    Path: ZP    Effective: 07-JAN-07  
 Prev. Yr Rate .1784    Curr. Yr Rate: .183    Loc. Diff: 1.0039    Gen. Inc.: 1.7    Issued: 21-DEC-06

Band	I	II	III	IV	V
GS Range	1-6	7-10	11-12	13-14	15-15
Interval					
01	19,673 - 30,452	37,548 - 50,083	55,570 - 69,356	79,203 - 98,077	110,094 - 124,773
02	30,453 - 38,536	50,084 - 59,484	69,357 - 79,696	98,078 - 112,232	124,774 - 135,782
03	38,537 - 43,925	59,485 - 65,751	79,697 - 86,589	112,233 - 121,669	135,783 - 143,121
04	43,926 - 45,243	65,752 - 67,724	86,590 - 89,187	121,670 - 125,319	143,122 - 145,400
05	45,244 - 46,600	67,725 - 69,756	89,188 - 91,863	125,320 - 129,079	145,400 - 145,400

**Cities:**

**Counties:**                    *Broward Co. FL 12 0000 011*                    *Miami-Dade Co. FL 12 0000 086*  
    *Monroe Co. FL 12 0000 087*                    *Palm Beach Co. FL 12 0000 099*

**Locality Area:**

**Miami-Fort Lauderdale-Miami Beach, FL**

---



# Standard Pay Tables

Report run on: January 9, 2007 9:43 AM

Page 71 of 132

PPS: MFLZS    OPM:MFL    CLERICAL AND SUPPORT    Path: ZS    Effective: 07-JAN-07  
 Prev. Yr Rate .1784    Curr. Yr Rate: .183    Loc. Diff: 1.0039    Gen. Inc.: 1.7    Issued: 21-DEC-06

Band	I	II	III	IV	V
GS Range	1-2	3-4	5-6	7-8	9-10
Interval					
01	19,673 - 23,299	24,134 - 29,060	30,312 - 36,362	37,548 - 44,888	45,929 - 54,739
02	23,300 - 26,019	29,061 - 32,754	36,363 - 40,900	44,889 - 50,392	54,740 - 61,346
03	26,020 - 27,832	32,755 - 35,217	40,901 - 43,925	50,393 - 54,062	61,347 - 65,751
04	27,833 - 28,667	35,218 - 36,274	43,926 - 45,243	54,063 - 55,684	65,752 - 67,724
05	28,668 - 29,527	36,275 - 37,362	45,244 - 46,600	55,685 - 57,355	67,725 - 69,756

**Cities:**

Counties:                    Broward Co. FL 12 0000 011                    Miami-Dade Co. FL 12 0000 086  
    Monroe Co. FL 12 0000 087                    Palm Beach Co. FL 12 0000 099

**Locality Area:**

**Miami-Fort Lauderdale-Miami Beach, FL**

---



# Standard Pay Tables

Report run on: January 9, 2007 9:43 AM

Page 72 of 132

PPS: MFLZT    OPM:MFL    SCIENTIFIC & TECHNICAL    Path: ZT    Effective: 07-JAN-07  
 Prev. Yr Rate .1784    Curr. Yr Rate: .183    Loc. Diff: 1.0039    Gen. Inc.: 1.7    Issued: 21-DEC-06

Band	I	II	III	IV	V
GS Range	1-4	5-8	9-10	11-12	13-13
Interval					
01	19,673 - 26,581	30,312 - 40,868	45,929 - 54,739	55,570 - 69,356	79,203 - 89,765
02	26,582 - 31,763	40,869 - 48,784	54,740 - 61,346	69,357 - 79,696	89,766 - 97,686
03	31,764 - 35,217	48,785 - 54,062	61,347 - 65,751	79,697 - 86,589	97,687 - 102,967
04	35,218 - 36,274	54,063 - 55,684	65,752 - 67,724	86,590 - 89,187	102,968 - 106,056
05	36,275 - 37,362	55,685 - 57,355	67,725 - 69,756	89,188 - 91,863	106,057 - 109,238

**Cities:**

Counties:                    Broward Co. FL 12 0000 011                    Miami-Dade Co. FL 12 0000 086  
    Monroe Co. FL 12 0000 087                    Palm Beach Co. FL 12 0000 099

**Locality Area:**

**Miami-Fort Lauderdale-Miami Beach, FL**

---





# Standard Pay Tables

Report run on: January 9, 2007 9:43 AM

Page 73 of 132

PPS: MILZA    OPM: MIL    ADMINISTRATIVE    Path: ZA    Effective: 07-JAN-07  
 Prev. Yr Rate .1474    Curr. Yr Rate: .1554    Loc. Diff: 1.00697    Gen. Inc.: 1.7    Issued: 21-DEC-06

Band	I	II	III	IV	V
GS Range	1-6	7-10	11-12	13-14	15-15
Interval					
01	19,214 - 29,741	36,672 - 48,914	54,274 - 67,738	77,355 - 95,789	107,525 - 121,861
02	29,742 - 37,636	48,915 - 58,096	67,739 - 77,836	95,790 - 109,614	121,862 - 132,613
03	37,637 - 42,900	58,097 - 64,217	77,837 - 84,568	109,615 - 118,831	132,614 - 139,781
04	42,901 - 44,187	64,218 - 66,144	84,569 - 87,105	118,832 - 122,396	139,782 - 143,974
05	44,188 - 45,513	66,145 - 68,128	87,106 - 89,718	122,397 - 126,068	143,975 - 145,400

**Cities:**

Counties:                    Milwaukee Co. WI 55 0000 079                    Ozaukee Co. WI 55 0000 089  
    Racine Co. WI 55 0000 101                    Washington Co. WI 55 0000 131  
    Waukesha Co. WI 55 0000 133

**Locality Area:**

**Milwaukee-Racine-Waukesha, WI**

---



# Standard Pay Tables

Report run on: January 9, 2007 9:43 AM

Page 74 of 132

PPS: MILZP    OPM:MIL    PROFESSIONAL    Path: ZP    Effective: 07-JAN-07  
 Prev. Yr Rate .1474    Curr. Yr Rate: .1554    Loc. Diff: 1.00697    Gen. Inc.: 1.7    Issued: 21-DEC-06

Band	I	II	III	IV	V
GS Range	1-6	7-10	11-12	13-14	15-15
Interval					
01	19,214 - 29,741	36,672 - 48,914	54,274 - 67,738	77,355 - 95,789	107,525 - 121,861
02	29,742 - 37,636	48,915 - 58,096	67,739 - 77,836	95,790 - 109,614	121,862 - 132,613
03	37,637 - 42,900	58,097 - 64,217	77,837 - 84,568	109,615 - 118,831	132,614 - 139,781
04	42,901 - 44,187	64,218 - 66,144	84,569 - 87,105	118,832 - 122,396	139,782 - 143,974
05	44,188 - 45,513	66,145 - 68,128	87,106 - 89,718	122,397 - 126,068	143,975 - 145,400

**Cities:**

**Counties:**                    *Milwaukee Co. WI 55 0000 079*                    *Ozaukee Co. WI 55 0000 089*  
    *Racine Co. WI 55 0000 101*                    *Washington Co. WI 55 0000 131*  
    *Waukesha Co. WI 55 0000 133*

**Locality Area:**

***Milwaukee-Racine-Waukesha, WI***

---



# Standard Pay Tables

Report run on: January 9, 2007 9:43 AM

Page 75 of 132

PPS: MILZS    OPM: MIL    CLERICAL AND SUPPORT    Path: ZS    Effective: 07-JAN-07  
 Prev. Yr Rate .1474    Curr. Yr Rate: .1554    Loc. Diff: 1.00697    Gen. Inc.: 1.7    Issued: 21-DEC-06

Band	I	II	III	IV	V
GS Range	1-2	3-4	5-6	7-8	9-10
Interval					
01	19,214 - 22,756	23,571 - 28,382	29,605 - 35,514	36,672 - 43,840	44,857 - 53,461
02	22,757 - 25,412	28,383 - 31,990	35,515 - 39,946	43,841 - 49,217	53,462 - 59,915
03	25,413 - 27,183	31,991 - 34,395	39,947 - 42,900	49,218 - 52,801	59,916 - 64,217
04	27,184 - 27,998	34,396 - 35,427	42,901 - 44,187	52,802 - 54,385	64,218 - 66,144
05	27,999 - 28,838	35,428 - 36,490	44,188 - 45,513	54,386 - 56,017	66,145 - 68,128

**Cities:**

**Counties:**                    *Milwaukee Co. WI 55 0000 079*                    *Ozaukee Co. WI 55 0000 089*  
    *Racine Co. WI 55 0000 101*                    *Washington Co. WI 55 0000 131*  
    *Waukesha Co. WI 55 0000 133*

**Locality Area:**

*Milwaukee-Racine-Waukesha, WI*

---



# Standard Pay Tables

Report run on: January 9, 2007 9:43 AM

Page 76 of 132

PPS: MILZT    OPM: MIL    SCIENTIFIC & TECHNICAL    Path: ZT    Effective: 07-JAN-07  
 Prev. Yr Rate .1474    Curr. Yr Rate: .1554    Loc. Diff: 1.00697    Gen. Inc.: 1.7    Issued: 21-DEC-06

Band	I	II	III	IV	V
GS Range	1-4	5-8	9-10	11-12	13-13
Interval					
01	19,214 - 25,961	29,605 - 39,914	44,857 - 53,461	54,274 - 67,738	77,355 - 87,671
02	25,962 - 31,021	39,915 - 47,646	53,462 - 59,915	67,739 - 77,836	87,672 - 95,407
03	31,022 - 34,395	47,647 - 52,801	59,916 - 64,217	77,837 - 84,568	95,408 - 100,565
04	34,396 - 35,427	52,802 - 54,385	64,218 - 66,144	84,569 - 87,105	100,566 - 103,582
05	35,428 - 36,490	54,386 - 56,017	66,145 - 68,128	87,106 - 89,718	103,583 - 106,689

**Cities:**

Counties:                    Milwaukee Co. WI 55 0000 079                    Ozaukee Co. WI 55 0000 089  
    Racine Co. WI 55 0000 101                    Washington Co. WI 55 0000 131  
    Waukesha Co. WI 55 0000 133

**Locality Area:**

**Milwaukee-Racine-Waukesha, WI**

---



# Standard Pay Tables

Report run on: January 9, 2007 9:43 AM

Page 77 of 132

PPS: MSPZA OPM:MSP ADMINISTRATIVE Path: ZA Effective: 07-JAN-07

Prev. Yr Rate .1731 Curr. Yr Rate: .1817 Loc. Diff: 1.00733 Gen. Inc.: 1.7 Issued: 21-DEC-06

Band	I	II	III	IV	V
GS Range	1-6	7-10	11-12	13-14	15-15
Interval					
01	19,652 - 30,419	37,507 - 50,028	55,509 - 69,280	79,116 - 97,969	109,973 - 124,635
02	30,420 - 38,494	50,029 - 59,419	69,281 - 79,608	97,970 - 112,109	124,636 - 135,632
03	38,495 - 43,877	59,420 - 65,679	79,609 - 86,493	112,110 - 121,535	135,633 - 142,963
04	43,878 - 45,193	65,680 - 67,649	86,494 - 89,088	121,536 - 125,181	142,964 - 145,400
05	45,194 - 46,549	67,650 - 69,678	89,089 - 91,761	125,182 - 128,936	145,400 - 145,400

**Cities:**

**Counties:**

- |                                      |                                     |
|--------------------------------------|-------------------------------------|
| <i>Anoka Co. MN 27 0000 003</i>      | <i>Benton Co. MN 27 0000 009</i>    |
| <i>Carver Co. MN 27 0000 019</i>     | <i>Chisago Co. MN 27 0000 025</i>   |
| <i>Dakota Co. MN 27 0000 037</i>     | <i>Goodhue Co. MN 27 0000 049</i>   |
| <i>Hennepin Co. MN 27 0000 053</i>   | <i>Isanti Co. MN 27 0000 059</i>    |
| <i>McLeod Co. MN 27 0000 085</i>     | <i>Ramsey Co. MN 27 0000 123</i>    |
| <i>Rice Co. MN 27 0000 131</i>       | <i>Scott Co. MN 27 0000 139</i>     |
| <i>Sherburne Co. MN 27 0000 141</i>  | <i>Stearns Co. MN 27 0000 145</i>   |
| <i>Washington Co. MN 27 0000 163</i> | <i>Wright Co. MN 27 0000 171</i>    |
| <i>Pierce Co. WI 55 0000 093</i>     | <i>St. Croix Co. WI 55 0000 109</i> |

**Locality Area:**

**Minneapolis-St. Paul-St. Cloud, MN-WI**

---



# Standard Pay Tables

Report run on: January 9, 2007 9:43 AM

Page 78 of 132

PPS: MSPZP OPM:MSP PROFESSIONAL Path: ZP Effective: 07-JAN-07  
 Prev. Yr Rate .1731 Curr. Yr Rate: .1817 Loc. Diff: 1.00733 Gen. Inc.: 1.7 Issued: 21-DEC-06

Band	I	II	III	IV	V
GS Range	1-6	7-10	11-12	13-14	15-15
Interval					
01	19,652 - 30,419	37,507 - 50,028	55,509 - 69,280	79,116 - 97,969	109,973 - 124,635
02	30,420 - 38,494	50,029 - 59,419	69,281 - 79,608	97,970 - 112,109	124,636 - 135,632
03	38,495 - 43,877	59,420 - 65,679	79,609 - 86,493	112,110 - 121,535	135,633 - 142,963
04	43,878 - 45,193	65,680 - 67,649	86,494 - 89,088	121,536 - 125,181	142,964 - 145,400
05	45,194 - 46,549	67,650 - 69,678	89,089 - 91,761	125,182 - 128,936	145,400 - 145,400

**Cities:**

- Counties:**
- Anoka Co. MN 27 0000 003
  - Benton Co. MN 27 0000 009
  - Carver Co. MN 27 0000 019
  - Chisago Co. MN 27 0000 025
  - Dakota Co. MN 27 0000 037
  - Goodhue Co. MN 27 0000 049
  - Hennepin Co. MN 27 0000 053
  - Isanti Co. MN 27 0000 059
  - McLeod Co. MN 27 0000 085
  - Ramsey Co. MN 27 0000 123
  - Rice Co. MN 27 0000 131
  - Scott Co. MN 27 0000 139
  - Sherburne Co. MN 27 0000 141
  - Stearns Co. MN 27 0000 145
  - Washington Co. MN 27 0000 163
  - Wright Co. MN 27 0000 171
  - Pierce Co. WI 55 0000 093
  - St. Croix Co. WI 55 0000 109

**Locality Area:**

**Minneapolis-St. Paul-St. Cloud, MN-WI**

---



# Standard Pay Tables

Report run on: January 9, 2007 9:43 AM

Page 79 of 132

PPS: MSPZS OPM:MSP CLERICAL AND SUPPORT Path: ZS Effective: 07-JAN-07  
 Prev. Yr Rate .1731 Curr. Yr Rate: .1817 Loc. Diff: 1.00733 Gen. Inc.: 1.7 Issued: 21-DEC-06

Band	I	II	III	IV	V
GS Range	1-2	3-4	5-6	7-8	9-10
Interval					
01	19,652 - 23,274	24,108 - 29,028	30,279 - 36,323	37,507 - 44,839	45,878 - 54,678
02	23,275 - 25,991	29,029 - 32,718	36,324 - 40,855	44,840 - 50,337	54,679 - 61,279
03	25,992 - 27,802	32,719 - 35,178	40,856 - 43,877	50,338 - 54,003	61,280 - 65,679
04	27,803 - 28,636	35,179 - 36,233	43,878 - 45,193	54,004 - 55,623	65,680 - 67,649
05	28,637 - 29,495	36,234 - 37,320	45,194 - 46,549	55,624 - 57,292	67,650 - 69,678

**Cities:**

**Counties:**

- Anoka Co. MN 27 0000 003
- Benton Co. MN 27 0000 009
- Carver Co. MN 27 0000 019
- Chisago Co. MN 27 0000 025
- Dakota Co. MN 27 0000 037
- Goodhue Co. MN 27 0000 049
- Hennepin Co. MN 27 0000 053
- Isanti Co. MN 27 0000 059
- McLeod Co. MN 27 0000 085
- Ramsey Co. MN 27 0000 123
- Rice Co. MN 27 0000 131
- Scott Co. MN 27 0000 139
- Sherburne Co. MN 27 0000 141
- Stearns Co. MN 27 0000 145
- Washington Co. MN 27 0000 163
- Wright Co. MN 27 0000 171
- Pierce Co. WI 55 0000 093
- St. Croix Co. WI 55 0000 109

**Locality Area:**

**Minneapolis-St. Paul-St. Cloud, MN-WI**

---



# Standard Pay Tables

Report run on: January 9, 2007 9:43 AM

Page 80 of 132

PPS: MSPZT OPM:MSP SCIENTIFIC & TECHNICAL Path: ZT Effective: 07-JAN-07  
 Prev. Yr Rate .1731 Curr. Yr Rate: .1817 Loc. Diff: 1.00733 Gen. Inc.: 1.7 Issued: 21-DEC-06

Band	I	II	III	IV	V
GS Range	1-4	5-8	9-10	11-12	13-13
Interval					
01	19,652 - 26,552	30,279 - 40,823	45,878 - 54,678	55,509 - 69,280	79,116 - 89,666
02	26,553 - 31,728	40,824 - 48,731	54,679 - 61,279	69,281 - 79,608	89,667 - 97,579
03	31,729 - 35,178	48,732 - 54,003	61,280 - 65,679	79,609 - 86,493	97,580 - 102,854
04	35,179 - 36,233	54,004 - 55,623	65,680 - 67,649	86,494 - 89,088	102,855 - 105,940
05	36,234 - 37,320	55,624 - 57,292	67,650 - 69,678	89,089 - 91,761	105,941 - 109,118

**Cities:**

**Counties:**

- |                                      |                                     |
|--------------------------------------|-------------------------------------|
| <i>Anoka Co. MN 27 0000 003</i>      | <i>Benton Co. MN 27 0000 009</i>    |
| <i>Carver Co. MN 27 0000 019</i>     | <i>Chisago Co. MN 27 0000 025</i>   |
| <i>Dakota Co. MN 27 0000 037</i>     | <i>Goodhue Co. MN 27 0000 049</i>   |
| <i>Hennepin Co. MN 27 0000 053</i>   | <i>Isanti Co. MN 27 0000 059</i>    |
| <i>McLeod Co. MN 27 0000 085</i>     | <i>Ramsey Co. MN 27 0000 123</i>    |
| <i>Rice Co. MN 27 0000 131</i>       | <i>Scott Co. MN 27 0000 139</i>     |
| <i>Sherburne Co. MN 27 0000 141</i>  | <i>Stearns Co. MN 27 0000 145</i>   |
| <i>Washington Co. MN 27 0000 163</i> | <i>Wright Co. MN 27 0000 171</i>    |
| <i>Pierce Co. WI 55 0000 093</i>     | <i>St. Croix Co. WI 55 0000 109</i> |

**Locality Area:**

**Minneapolis-St. Paul-St. Cloud, MN-WI**

---





# Standard Pay Tables

Report run on: January 9, 2007 9:43 AM

Page 81 of 132

PPS: NYZA OPM:NY ADMINISTRATIVE Path: ZA Effective: 07-JAN-07

Prev. Yr Rate .2297 Curr. Yr Rate: .2457 Loc. Diff: 1.01301 Gen. Inc.: 1.7 Issued: 21-DEC-06

Band	I	II	III	IV	V
GS Range	1-6	7-10	11-12	13-14	15-15
Interval					
01	20,716 - 32,066	39,539 - 52,738	58,516 - 73,032	83,401 - 103,275	115,929 - 129,027
02	32,067 - 40,578	52,739 - 62,637	73,033 - 83,920	103,276 - 118,181	129,028 - 138,851
03	40,579 - 46,253	62,638 - 69,236	83,921 - 91,178	118,182 - 128,118	138,852 - 145,400
04	46,254 - 47,641	69,237 - 71,313	91,179 - 93,913	128,119 - 131,962	145,400 - 145,400
05	47,642 - 49,070	71,314 - 73,452	93,914 - 96,730	131,963 - 135,921	145,400 - 145,400

**Cities:**

**Counties:**

- |                                     |                                       |
|-------------------------------------|---------------------------------------|
| <i>Fairfield Co. CT 09 0000 001</i> | <i>Litchfield Co. CT 09 0000 005</i>  |
| <i>New Haven Co. CT 09 0000 009</i> | <i>Bergen Co. NJ 34 0000 003</i>      |
| <i>Essex Co. NJ 34 0000 013</i>     | <i>Hudson Co. NJ 34 0000 017</i>      |
| <i>Hunterdon Co. NJ 34 0000 019</i> | <i>Mercer Co. NJ 34 0000 021</i>      |
| <i>Middlesex Co. NJ 34 0000 023</i> | <i>Monmouth Co. NJ 34 0000 025</i>    |
| <i>Morris Co. NJ 34 0000 027</i>    | <i>Ocean Co. NJ 34 0000 029</i>       |
| <i>Passaic Co. NJ 34 0000 031</i>   | <i>Somerset Co. NJ 34 0000 035</i>    |
| <i>Sussex Co. NJ 34 0000 037</i>    | <i>Union Co. NJ 34 0000 039</i>       |
| <i>Warren Co. NJ 34 0000 041</i>    | <i>Bronx Co. NY 36 0000 005</i>       |
| <i>Dutchess Co. NY 36 0000 027</i>  | <i>Kings Co. NY 36 0000 047</i>       |
| <i>Nassau Co. NY 36 0000 059</i>    | <i>New York Co. NY 36 0000 061</i>    |
| <i>Orange Co. NY 36 0000 071</i>    | <i>Putnam Co. NY 36 0000 079</i>      |
| <i>Queens Co. NY 36 0000 081</i>    | <i>Richmond Co. NY 36 0000 085</i>    |
| <i>Rockland Co. NY 36 0000 087</i>  | <i>Suffolk Co. NY 36 0000 103</i>     |
| <i>Ulster Co. NY 36 0000 111</i>    | <i>Westchester Co. NY 36 0000 119</i> |
| <i>Monroe Co. PA 42 0000 089</i>    | <i>Pike Co. PA 42 0000 103</i>        |

**Locality Area:**

**New York-Newark-Bridgeport, NY-NJ-CT-PA**



# Standard Pay Tables

Report run on: January 9, 2007 9:43 AM

Page 82 of 132

PPS: NYZP OPM:NY PROFESSIONAL Path: ZP Effective: 07-JAN-07

Prev. Yr Rate .2297 Curr. Yr Rate: .2457 Loc. Diff: 1.01301 Gen. Inc.: 1.7 Issued: 21-DEC-06

Band	I	II	III	IV	V
GS Range	1-6	7-10	11-12	13-14	15-15
Interval					
01	20,716 - 32,066	39,539 - 52,738	58,516 - 73,032	83,401 - 103,275	115,929 - 129,027
02	32,067 - 40,578	52,739 - 62,637	73,033 - 83,920	103,276 - 118,181	129,028 - 138,851
03	40,579 - 46,253	62,638 - 69,236	83,921 - 91,178	118,182 - 128,118	138,852 - 145,400
04	46,254 - 47,641	69,237 - 71,313	91,179 - 93,913	128,119 - 131,962	145,400 - 145,400
05	47,642 - 49,070	71,314 - 73,452	93,914 - 96,730	131,963 - 135,921	145,400 - 145,400

**Cities:**

**Counties:**

- |                                     |                                       |
|-------------------------------------|---------------------------------------|
| <i>Fairfield Co. CT 09 0000 001</i> | <i>Litchfield Co. CT 09 0000 005</i>  |
| <i>New Haven Co. CT 09 0000 009</i> | <i>Bergen Co. NJ 34 0000 003</i>      |
| <i>Essex Co. NJ 34 0000 013</i>     | <i>Hudson Co. NJ 34 0000 017</i>      |
| <i>Hunterdon Co. NJ 34 0000 019</i> | <i>Mercer Co. NJ 34 0000 021</i>      |
| <i>Middlesex Co. NJ 34 0000 023</i> | <i>Monmouth Co. NJ 34 0000 025</i>    |
| <i>Morris Co. NJ 34 0000 027</i>    | <i>Ocean Co. NJ 34 0000 029</i>       |
| <i>Passaic Co. NJ 34 0000 031</i>   | <i>Somerset Co. NJ 34 0000 035</i>    |
| <i>Sussex Co. NJ 34 0000 037</i>    | <i>Union Co. NJ 34 0000 039</i>       |
| <i>Warren Co. NJ 34 0000 041</i>    | <i>Bronx Co. NY 36 0000 005</i>       |
| <i>Dutchess Co. NY 36 0000 027</i>  | <i>Kings Co. NY 36 0000 047</i>       |
| <i>Nassau Co. NY 36 0000 059</i>    | <i>New York Co. NY 36 0000 061</i>    |
| <i>Orange Co. NY 36 0000 071</i>    | <i>Putnam Co. NY 36 0000 079</i>      |
| <i>Queens Co. NY 36 0000 081</i>    | <i>Richmond Co. NY 36 0000 085</i>    |
| <i>Rockland Co. NY 36 0000 087</i>  | <i>Suffolk Co. NY 36 0000 103</i>     |
| <i>Ulster Co. NY 36 0000 111</i>    | <i>Westchester Co. NY 36 0000 119</i> |
| <i>Monroe Co. PA 42 0000 089</i>    | <i>Pike Co. PA 42 0000 103</i>        |

**Locality Area:**

**New York-Newark-Bridgeport, NY-NJ-CT-PA**



# Standard Pay Tables

Report run on: January 9, 2007 9:43 AM

Page 83 of 132

PPS: NYZS    OPM:NY    CLERICAL AND SUPPORT    Path: ZS    Effective: 07-JAN-07  
 Prev. Yr Rate .2297    Curr. Yr Rate: .2457    Loc. Diff: 1.01301    Gen. Inc.: 1.7    Issued: 21-DEC-06

Band	I	II	III	IV	V
GS Range	1-2	3-4	5-6	7-8	9-10
Interval					
01	20,716 - 24,535	25,414 - 30,600	31,919 - 38,290	39,539 - 47,267	48,363 - 57,640
02	24,536 - 27,399	30,601 - 34,490	38,291 - 43,068	47,268 - 53,063	57,641 - 64,598
03	27,400 - 29,308	34,491 - 37,083	43,069 - 46,253	53,064 - 56,927	64,599 - 69,236
04	29,309 - 30,187	37,084 - 38,195	46,254 - 47,641	56,928 - 58,635	69,237 - 71,313
05	30,188 - 31,093	38,196 - 39,341	47,642 - 49,070	58,636 - 60,394	71,314 - 73,452

**Cities:**

- Counties:**
- Fairfield Co. CT 09 0000 001
  - Litchfield Co. CT 09 0000 005
  - New Haven Co. CT 09 0000 009
  - Bergen Co. NJ 34 0000 003
  - Essex Co. NJ 34 0000 013
  - Hudson Co. NJ 34 0000 017
  - Hunterdon Co. NJ 34 0000 019
  - Mercer Co. NJ 34 0000 021
  - Middlesex Co. NJ 34 0000 023
  - Monmouth Co. NJ 34 0000 025
  - Morris Co. NJ 34 0000 027
  - Ocean Co. NJ 34 0000 029
  - Passaic Co. NJ 34 0000 031
  - Somerset Co. NJ 34 0000 035
  - Sussex Co. NJ 34 0000 037
  - Union Co. NJ 34 0000 039
  - Warren Co. NJ 34 0000 041
  - Bronx Co. NY 36 0000 005
  - Dutchess Co. NY 36 0000 027
  - Kings Co. NY 36 0000 047
  - Nassau Co. NY 36 0000 059
  - New York Co. NY 36 0000 061
  - Orange Co. NY 36 0000 071
  - Putnam Co. NY 36 0000 079
  - Queens Co. NY 36 0000 081
  - Richmond Co. NY 36 0000 085
  - Rockland Co. NY 36 0000 087
  - Suffolk Co. NY 36 0000 103
  - Ulster Co. NY 36 0000 111
  - Westchester Co. NY 36 0000 119
  - Monroe Co. PA 42 0000 089
  - Pike Co. PA 42 0000 103

**Locality Area:**

**New York-Newark-Bridgeport, NY-NJ-CT-PA**

---



# Standard Pay Tables

Report run on: January 9, 2007 9:43 AM

Page 84 of 132

PPS: NYZT    OPM:NY    SCIENTIFIC & TECHNICAL    Path: ZT    Effective: 07-JAN-07  
 Prev. Yr Rate .2297    Curr. Yr Rate: .2457    Loc. Diff: 1.01301    Gen. Inc.: 1.7    Issued: 21-DEC-06

Band	I	II	III	IV	V
GS Range	1-4	5-8	9-10	11-12	13-13
Interval					
01	20,716 - 27,990	31,919 - 43,034	48,363 - 57,640	58,516 - 73,032	83,401 - 94,522
02	27,991 - 33,446	43,035 - 51,370	57,641 - 64,598	73,033 - 83,920	94,523 - 102,863
03	33,447 - 37,083	51,371 - 56,927	64,599 - 69,236	83,921 - 91,178	102,864 - 108,424
04	37,084 - 38,195	56,928 - 58,635	69,237 - 71,313	91,179 - 93,913	108,425 - 111,677
05	38,196 - 39,341	58,636 - 60,394	71,314 - 73,452	93,914 - 96,730	111,678 - 115,027

**Cities:**

- Counties:**
- Fairfield Co. CT 09 0000 001
  - Litchfield Co. CT 09 0000 005
  - New Haven Co. CT 09 0000 009
  - Bergen Co. NJ 34 0000 003
  - Essex Co. NJ 34 0000 013
  - Hudson Co. NJ 34 0000 017
  - Hunterdon Co. NJ 34 0000 019
  - Mercer Co. NJ 34 0000 021
  - Middlesex Co. NJ 34 0000 023
  - Monmouth Co. NJ 34 0000 025
  - Morris Co. NJ 34 0000 027
  - Ocean Co. NJ 34 0000 029
  - Passaic Co. NJ 34 0000 031
  - Somerset Co. NJ 34 0000 035
  - Sussex Co. NJ 34 0000 037
  - Union Co. NJ 34 0000 039
  - Warren Co. NJ 34 0000 041
  - Bronx Co. NY 36 0000 005
  - Dutchess Co. NY 36 0000 027
  - Kings Co. NY 36 0000 047
  - Nassau Co. NY 36 0000 059
  - New York Co. NY 36 0000 061
  - Orange Co. NY 36 0000 071
  - Putnam Co. NY 36 0000 079
  - Queens Co. NY 36 0000 081
  - Richmond Co. NY 36 0000 085
  - Rockland Co. NY 36 0000 087
  - Suffolk Co. NY 36 0000 103
  - Ulster Co. NY 36 0000 111
  - Westchester Co. NY 36 0000 119
  - Monroe Co. PA 42 0000 089
  - Pike Co. PA 42 0000 103

**Locality Area:**

**New York-Newark-Bridgeport, NY-NJ-CT-PA**

---



# Standard Pay Tables

Report run on: January 9, 2007 9:43 AM

Page 85 of 132

PPS: OCOZA    OPM: OCO    ADMINISTRATIVE    Path: ZA    Effective: 07-JAN-07  
 Prev. Yr Rate 0    Curr. Yr Rate: 0    Loc. Diff: 0    Gen. Inc.: 1.7    Issued: 21-DEC-06

Band	I	II	III	IV	V
GS Range	1-6	7-10	11-12	13-14	15-15
Interval					
01	16,630 - 25,741	31,740 - 42,336	46,974 - 58,627	66,951 - 82,905	93,063 - 105,471
02	25,742 - 32,574	42,337 - 50,282	58,628 - 67,367	82,906 - 94,871	105,472 - 114,777
03	32,575 - 37,130	50,283 - 55,580	67,368 - 73,194	94,872 - 102,848	114,778 - 120,981
04	37,131 - 38,244	55,581 - 57,247	73,195 - 75,390	102,849 - 105,933	120,982 - 124,610
05	38,245 - 39,391	57,248 - 58,964	75,391 - 77,652	105,934 - 109,111	124,611 - 128,348

Cities: OUT OF US

Counties:

Locality Area:

OUT OF US

---



# Standard Pay Tables

Report run on: January 9, 2007 9:43 AM

Page 86 of 132

PPS: OCOZP OPM:OCO PROFESSIONAL Path: ZP Effective: 07-JAN-07  
 Prev. Yr Rate 0 Curr. Yr Rate: 0 Loc. Diff: 0 Gen. Inc.: 1.7 Issued: 21-DEC-06

Band	I	II	III	IV	V
GS Range	1-6	7-10	11-12	13-14	15-15
Interval					
01	16,630 - 25,741	31,740 - 42,336	46,974 - 58,627	66,951 - 82,905	93,063 - 105,471
02	25,742 - 32,574	42,337 - 50,282	58,628 - 67,367	82,906 - 94,871	105,472 - 114,777
03	32,575 - 37,130	50,283 - 55,580	67,368 - 73,194	94,872 - 102,848	114,778 - 120,981
04	37,131 - 38,244	55,581 - 57,247	73,195 - 75,390	102,849 - 105,933	120,982 - 124,610
05	38,245 - 39,391	57,248 - 58,964	75,391 - 77,652	105,934 - 109,111	124,611 - 128,348

Cities: OUT OF US

Counties:

Locality Area:

OUT OF US

---



# Standard Pay Tables

Report run on: January 9, 2007 9:43 AM

Page 87 of 132

PPS: OCOZS    OPM:OCO    CLERICAL AND SUPPORT    Path: ZS    Effective: 07-JAN-07  
 Prev. Yr Rate 0    Curr. Yr Rate: 0    Loc. Diff: 0    Gen. Inc.: 1.7    Issued: 21-DEC-06

Band	I	II	III	IV	V
GS Range	1-2	3-4	5-6	7-8	9-10
Interval					
01	16,630 - 19,695	20,401 - 24,565	25,623 - 30,737	31,740 - 37,944	38,824 - 46,271
02	19,696 - 21,994	24,566 - 27,687	30,738 - 34,573	37,945 - 42,597	46,272 - 51,856
03	21,995 - 23,527	27,688 - 29,769	34,574 - 37,130	42,598 - 45,699	51,857 - 55,580
04	23,528 - 24,233	29,770 - 30,662	37,131 - 38,244	45,700 - 47,070	55,581 - 57,247
05	24,234 - 24,960	30,663 - 31,582	38,245 - 39,391	47,071 - 48,482	57,248 - 58,964

Cities: OUT OF US

Counties:

Locality Area:

OUT OF US

---



# Standard Pay Tables

Report run on: January 9, 2007 9:43 AM

Page 88 of 132

PPS: OCOZT    OPM:OCO    SCIENTIFIC & TECHNICAL    Path: ZT    Effective: 07-JAN-07  
 Prev. Yr Rate 0    Curr. Yr Rate: 0    Loc. Diff: 0    Gen. Inc.: 1.7    Issued: 21-DEC-06

Band	I	II	III	IV	V
GS Range	1-4	5-8	9-10	11-12	13-13
Interval					
01	16,630 - 22,470	25,623 - 34,546	38,824 - 46,271	46,974 - 58,627	66,951 - 75,879
02	22,471 - 26,849	34,547 - 41,238	46,272 - 51,856	58,628 - 67,367	75,880 - 82,575
03	26,850 - 29,769	41,239 - 45,699	51,857 - 55,580	67,368 - 73,194	82,576 - 87,039
04	29,770 - 30,662	45,700 - 47,070	55,581 - 57,247	73,195 - 75,390	87,040 - 89,650
05	30,663 - 31,582	47,071 - 48,482	57,248 - 58,964	75,391 - 77,652	89,651 - 92,340

Cities: OUT OF US

Counties:

Locality Area:

OUT OF US

---





# Standard Pay Tables

Report run on: January 9, 2007 9:43 AM

Page 89 of 132

PPS: PHLZA OPM:PHL ADMINISTRATIVE Path: ZA Effective: 07-JAN-07

Prev. Yr Rate .1804 Curr. Yr Rate: .1885 Loc. Diff: 1.00686 Gen. Inc.: 1.7 Issued: 21-DEC-06

Band	I	II	III	IV	V
GS Range	1-6	7-10	11-12	13-14	15-15
Interval					
01	19,765 - 30,593	37,723 - 50,316	55,829 - 69,679	79,571 - 98,533	110,605 - 125,352
02	30,594 - 38,715	50,317 - 59,761	69,680 - 80,066	98,534 - 112,754	125,353 - 136,412
03	38,716 - 44,129	59,762 - 66,057	80,067 - 86,991	112,755 - 122,235	136,413 - 143,786
04	44,130 - 45,453	66,058 - 68,039	86,992 - 89,601	122,236 - 125,902	143,787 - 145,400
05	45,454 - 46,817	68,040 - 70,080	89,602 - 92,289	125,903 - 129,679	145,400 - 145,400

**Cities:**

- Counties:**
- Kent Co. DE 10 0000 001
  - New Castle Co. DE 10 0000 003
  - Cecil Co. MD 24 0000 015
  - Atlantic Co. NJ 34 0000 001
  - Burlington Co. NJ 34 0000 005
  - Camden Co. NJ 34 0000 007
  - Cape May Co. NJ 34 0000 009
  - Cumberland Co. NJ 34 0000 011
  - Gloucester Co. NJ 34 0000 015
  - Salem Co. NJ 34 0000 033
  - Berks Co. PA 42 0000 011
  - Bucks Co. PA 42 0000 017
  - Chester Co. PA 42 0000 029
  - Delaware Co. PA 42 0000 045
  - Montgomery Co. PA 42 0000 091
  - Philadelphia Co. PA 42 0000 101

**Locality Area:**

**Philadelphia-Camden-Vineland, PA-NJ-DE-MD**

---



# Standard Pay Tables

Report run on: January 9, 2007 9:43 AM

Page 90 of 132

PPS: PHLZP OPM:PHL PROFESSIONAL Path: ZP Effective: 07-JAN-07  
 Prev. Yr Rate .1804 Curr. Yr Rate: .1885 Loc. Diff: 1.00686 Gen. Inc.: 1.7 Issued: 21-DEC-06

Band	I	II	III	IV	V
GS Range	1-6	7-10	11-12	13-14	15-15
Interval					
01	19,765 - 30,593	37,723 - 50,316	55,829 - 69,679	79,571 - 98,533	110,605 - 125,352
02	30,594 - 38,715	50,317 - 59,761	69,680 - 80,066	98,534 - 112,754	125,353 - 136,412
03	38,716 - 44,129	59,762 - 66,057	80,067 - 86,991	112,755 - 122,235	136,413 - 143,786
04	44,130 - 45,453	66,058 - 68,039	86,992 - 89,601	122,236 - 125,902	143,787 - 145,400
05	45,454 - 46,817	68,040 - 70,080	89,602 - 92,289	125,903 - 129,679	145,400 - 145,400

**Cities:**

- Counties:**
- Kent Co. DE 10 0000 001
  - New Castle Co. DE 10 0000 003
  - Cecil Co. MD 24 0000 015
  - Atlantic Co. NJ 34 0000 001
  - Burlington Co. NJ 34 0000 005
  - Camden Co. NJ 34 0000 007
  - Cape May Co. NJ 34 0000 009
  - Cumberland Co. NJ 34 0000 011
  - Gloucester Co. NJ 34 0000 015
  - Salem Co. NJ 34 0000 033
  - Berks Co. PA 42 0000 011
  - Bucks Co. PA 42 0000 017
  - Chester Co. PA 42 0000 029
  - Delaware Co. PA 42 0000 045
  - Montgomery Co. PA 42 0000 091
  - Philadelphia Co. PA 42 0000 101

**Locality Area:**

**Philadelphia-Camden-Vineland, PA-NJ-DE-MD**





# Standard Pay Tables

Report run on: January 9, 2007 9:43 AM

Page 91 of 132

PPS: PHLZS OPM:PHL CLERICAL AND SUPPORT Path: ZS Effective: 07-JAN-07  
 Prev. Yr Rate .1804 Curr. Yr Rate: .1885 Loc. Diff: 1.00686 Gen. Inc.: 1.7 Issued: 21-DEC-06

Band	I	II	III	IV	V
GS Range	1-2	3-4	5-6	7-8	9-10
Interval					
01	19,765 - 23,408	24,247 - 29,195	30,453 - 36,531	37,723 - 45,096	46,142 - 54,993
02	23,409 - 26,140	29,196 - 32,906	36,532 - 41,090	45,097 - 50,626	54,994 - 61,631
03	26,141 - 27,962	32,907 - 35,380	41,091 - 44,129	50,627 - 54,313	61,632 - 66,057
04	27,963 - 28,801	35,381 - 36,441	44,130 - 45,453	54,314 - 55,942	66,058 - 68,039
05	28,802 - 29,665	36,442 - 37,534	45,454 - 46,817	55,943 - 57,620	68,040 - 70,080

**Cities:**

- Counties:**
- Kent Co. DE 10 0000 001
  - New Castle Co. DE 10 0000 003
  - Cecil Co. MD 24 0000 015
  - Atlantic Co. NJ 34 0000 001
  - Burlington Co. NJ 34 0000 005
  - Camden Co. NJ 34 0000 007
  - Cape May Co. NJ 34 0000 009
  - Cumberland Co. NJ 34 0000 011
  - Gloucester Co. NJ 34 0000 015
  - Salem Co. NJ 34 0000 033
  - Berks Co. PA 42 0000 011
  - Bucks Co. PA 42 0000 017
  - Chester Co. PA 42 0000 029
  - Delaware Co. PA 42 0000 045
  - Montgomery Co. PA 42 0000 091
  - Philadelphia Co. PA 42 0000 101

**Locality Area:**

**Philadelphia-Camden-Vineland, PA-NJ-DE-MD**





# Standard Pay Tables

Report run on: January 9, 2007 9:43 AM

Page 92 of 132

PPS: PHLZT OPM:PHL SCIENTIFIC & TECHNICAL Path: ZT Effective: 07-JAN-07  
 Prev. Yr Rate .1804 Curr. Yr Rate: .1885 Loc. Diff: 1.00686 Gen. Inc.: 1.7 Issued: 21-DEC-06

Band	I	II	III	IV	V
GS Range	1-4	5-8	9-10	11-12	13-13
Interval					
01	19,765 - 26,705	30,453 - 41,057	46,142 - 54,993	55,829 - 69,679	79,571 - 90,182
02	26,706 - 31,910	41,058 - 49,011	54,994 - 61,631	69,680 - 80,066	90,183 - 98,140
03	31,911 - 35,380	49,012 - 54,313	61,632 - 66,057	80,067 - 86,991	98,141 - 103,446
04	35,381 - 36,441	54,314 - 55,942	66,058 - 68,039	86,992 - 89,601	103,447 - 106,549
05	36,442 - 37,534	55,943 - 57,620	68,040 - 70,080	89,602 - 92,289	106,550 - 109,745

**Cities:**

- Counties:**
- Kent Co. DE 10 0000 001
  - New Castle Co. DE 10 0000 003
  - Cecil Co. MD 24 0000 015
  - Atlantic Co. NJ 34 0000 001
  - Burlington Co. NJ 34 0000 005
  - Camden Co. NJ 34 0000 007
  - Cape May Co. NJ 34 0000 009
  - Cumberland Co. NJ 34 0000 011
  - Gloucester Co. NJ 34 0000 015
  - Salem Co. NJ 34 0000 033
  - Berks Co. PA 42 0000 011
  - Bucks Co. PA 42 0000 017
  - Chester Co. PA 42 0000 029
  - Delaware Co. PA 42 0000 045
  - Montgomery Co. PA 42 0000 091
  - Philadelphia Co. PA 42 0000 101

**Locality Area:**

**Philadelphia-Camden-Vineland, PA-NJ-DE-MD**





# Standard Pay Tables

Report run on: January 9, 2007 9:43 AM

Page 93 of 132

PPS: PITZA OPM:PIT ADMINISTRATIVE Path: ZA Effective: 07-JAN-07

Prev. Yr Rate .1381 Curr. Yr Rate: .1416 Loc. Diff: 1.00308 Gen. Inc.: 1.7 Issued: 21-DEC-06

Band	I	II	III	IV	V
GS Range	1-6	7-10	11-12	13-14	15-15
Interval					
01	18,985 - 29,386	36,234 - 48,330	53,626 - 66,929	76,431 - 94,644	106,241 - 120,406
02	29,387 - 37,187	48,331 - 57,402	66,930 - 76,906	94,645 - 108,304	120,407 - 131,030
03	37,188 - 42,388	57,403 - 63,450	76,907 - 83,558	108,305 - 117,411	131,031 - 138,112
04	42,389 - 43,660	63,451 - 65,354	83,559 - 86,065	117,412 - 120,933	138,113 - 142,255
05	43,661 - 44,970	65,355 - 67,315	86,066 - 88,647	120,934 - 124,561	142,256 - 145,400

**Cities:**

Counties: Allegheny Co. PA 42 0000 003      Armstrong Co. PA 42 0000 005  
                  Beaver Co. PA 42 0000 007      Butler Co. PA 42 0000 019  
                  Fayette Co. PA 42 0000 051      Lawrence Co. PA 42 0000 073  
                  Washington Co. PA 42 0000 125      Westmoreland Co. PA 42 0000 129

**Locality Area:**

**Pittsburgh-New Castle, PA**



# Standard Pay Tables

Report run on: January 9, 2007 9:43 AM

Page 94 of 132

PPS: PITZP    OPM:PIT    PROFESSIONAL    Path: ZP    Effective: 07-JAN-07  
 Prev. Yr Rate .1381    Curr. Yr Rate: .1416    Loc. Diff: 1.00308    Gen. Inc.: 1.7    Issued: 21-DEC-06

Band	I	II	III	IV	V
GS Range	1-6	7-10	11-12	13-14	15-15
Interval					
01	18,985 - 29,386	36,234 - 48,330	53,626 - 66,929	76,431 - 94,644	106,241 - 120,406
02	29,387 - 37,187	48,331 - 57,402	66,930 - 76,906	94,645 - 108,304	120,407 - 131,030
03	37,188 - 42,388	57,403 - 63,450	76,907 - 83,558	108,305 - 117,411	131,031 - 138,112
04	42,389 - 43,660	63,451 - 65,354	83,559 - 86,065	117,412 - 120,933	138,113 - 142,255
05	43,661 - 44,970	65,355 - 67,315	86,066 - 88,647	120,934 - 124,561	142,256 - 145,400

**Cities:**

**Counties:**

<i>Allegheny Co. PA 42 0000 003</i>	<i>Armstrong Co. PA 42 0000 005</i>
<i>Beaver Co. PA 42 0000 007</i>	<i>Butler Co. PA 42 0000 019</i>
<i>Fayette Co. PA 42 0000 051</i>	<i>Lawrence Co. PA 42 0000 073</i>
<i>Washington Co. PA 42 0000 125</i>	<i>Westmoreland Co. PA 42 0000 129</i>

**Locality Area:**

**Pittsburgh-New Castle, PA**

---



# Standard Pay Tables

Report run on: January 9, 2007 9:43 AM

Page 95 of 132

PPS: PITZS    OPM:PIT    CLERICAL AND SUPPORT    Path: ZS    Effective: 07-JAN-07  
 Prev. Yr Rate .1381    Curr. Yr Rate: .1416    Loc. Diff: 1.00308    Gen. Inc.: 1.7    Issued: 21-DEC-06

Band	I	II	III	IV	V
GS Range	1-2	3-4	5-6	7-8	9-10
Interval					
01	18,985 - 22,484	23,290 - 28,043	29,251 - 35,090	36,234 - 43,317	44,321 - 52,823
02	22,485 - 25,108	28,044 - 31,608	35,091 - 39,469	43,318 - 48,629	52,824 - 59,199
03	25,109 - 26,858	31,609 - 33,984	39,470 - 42,388	48,630 - 52,170	59,200 - 63,450
04	26,859 - 27,664	33,985 - 35,004	42,389 - 43,660	52,171 - 53,735	63,451 - 65,354
05	27,665 - 28,494	35,005 - 36,054	43,661 - 44,970	53,736 - 55,347	65,355 - 67,315

**Cities:**

**Counties:**

<i>Allegheny Co. PA 42 0000 003</i>	<i>Armstrong Co. PA 42 0000 005</i>
<i>Beaver Co. PA 42 0000 007</i>	<i>Butler Co. PA 42 0000 019</i>
<i>Fayette Co. PA 42 0000 051</i>	<i>Lawrence Co. PA 42 0000 073</i>
<i>Washington Co. PA 42 0000 125</i>	<i>Westmoreland Co. PA 42 0000 129</i>

**Locality Area:**

**Pittsburgh-New Castle, PA**

---



# Standard Pay Tables

Report run on: January 9, 2007 9:43 AM

Page 96 of 132

PPS: PITZT    OPM: PIT    SCIENTIFIC & TECHNICAL    Path: ZT    Effective: 07-JAN-07  
 Prev. Yr Rate .1381    Curr. Yr Rate: .1416    Loc. Diff: 1.00308    Gen. Inc.: 1.7    Issued: 21-DEC-06

Band	I	II	III	IV	V
GS Range	1-4	5-8	9-10	11-12	13-13
Interval					
01	18,985 - 25,651	29,251 - 39,437	44,321 - 52,823	53,626 - 66,929	76,431 - 86,623
02	25,652 - 30,651	39,438 - 47,077	52,824 - 59,199	66,930 - 76,906	86,624 - 94,268
03	30,652 - 33,984	47,078 - 52,170	59,200 - 63,450	76,907 - 83,558	94,269 - 99,364
04	33,985 - 35,004	52,171 - 53,735	63,451 - 65,354	83,559 - 86,065	99,365 - 102,345
05	35,005 - 36,054	53,736 - 55,347	65,355 - 67,315	86,066 - 88,647	102,346 - 105,415

**Cities:**

**Counties:**

<i>Allegheny Co. PA 42 0000 003</i>	<i>Armstrong Co. PA 42 0000 005</i>
<i>Beaver Co. PA 42 0000 007</i>	<i>Butler Co. PA 42 0000 019</i>
<i>Fayette Co. PA 42 0000 051</i>	<i>Lawrence Co. PA 42 0000 073</i>
<i>Washington Co. PA 42 0000 125</i>	<i>Westmoreland Co. PA 42 0000 129</i>

**Locality Area:**

**Pittsburgh-New Castle, PA**

---





# Standard Pay Tables

Report run on: January 9, 2007 9:43 AM

Page 97 of 132

PPS: PORZA OPM:POR ADMINISTRATIVE Path: ZA Effective: 07-JAN-07

Prev. Yr Rate .1716 Curr. Yr Rate: .1763 Loc. Diff: 1.00401 Gen. Inc.: 1.7 Issued: 21-DEC-06

Band	I	II	III	IV	V
GS Range	1-6	7-10	11-12	13-14	15-15
Interval					
01	19,562 - 30,279	37,336 - 49,800	55,256 - 68,964	78,754 - 97,521	109,470 - 124,066
02	30,280 - 38,317	49,801 - 59,147	68,965 - 79,244	97,522 - 111,596	124,067 - 135,012
03	38,318 - 43,676	59,148 - 65,379	79,245 - 86,098	111,597 - 120,980	135,013 - 142,310
04	43,677 - 44,986	65,380 - 67,340	86,099 - 88,681	120,981 - 124,609	142,311 - 145,400
05	44,987 - 46,336	67,341 - 69,360	88,682 - 91,341	124,610 - 128,347	145,400 - 145,400

**Cities:**

Counties: Clackamas Co. OR 41 0000 005 Columbia Co. OR 41 0000 009  
 Marion Co. OR 41 0000 047 Multnomah Co. OR 41 0000 051  
 Polk Co. OR 41 0000 053 Washington Co. OR 41 0000 067  
 Yamhill Co. OR 41 0000 071 Clark Co. WA 53 0000 011  
 Skamania Co. WA 53 0000 059

**Locality Area:**

Portland-Vancouver-Beaverton, OR-WA

---



# Standard Pay Tables

Report run on: January 9, 2007 9:43 AM

Page 98 of 132

PPS: PORZP OPM:POR PROFESSIONAL Path: ZP Effective: 07-JAN-07

Prev. Yr Rate .1716 Curr. Yr Rate: .1763 Loc. Diff: 1.00401 Gen. Inc.: 1.7 Issued: 21-DEC-06

Band	I	II	III	IV	V
GS Range	1-6	7-10	11-12	13-14	15-15
Interval					
01	19,562 - 30,279	37,336 - 49,800	55,256 - 68,964	78,754 - 97,521	109,470 - 124,066
02	30,280 - 38,317	49,801 - 59,147	68,965 - 79,244	97,522 - 111,596	124,067 - 135,012
03	38,318 - 43,676	59,148 - 65,379	79,245 - 86,098	111,597 - 120,980	135,013 - 142,310
04	43,677 - 44,986	65,380 - 67,340	86,099 - 88,681	120,981 - 124,609	142,311 - 145,400
05	44,987 - 46,336	67,341 - 69,360	88,682 - 91,341	124,610 - 128,347	145,400 - 145,400

**Cities:**

**Counties:**

- Clackamas Co. OR 41 0000 005
- Marion Co. OR 41 0000 047
- Polk Co. OR 41 0000 053
- Yamhill Co. OR 41 0000 071
- Skamania Co. WA 53 0000 059
- Columbia Co. OR 41 0000 009
- Multnomah Co. OR 41 0000 051
- Washington Co. OR 41 0000 067
- Clark Co. WA 53 0000 011

**Locality Area:**

**Portland-Vancouver-Beaverton, OR-WA**

---



# Standard Pay Tables

Report run on: January 9, 2007 9:43 AM

Page 99 of 132

PPS: PORZS OPM:POR CLERICAL AND SUPPORT Path: ZS Effective: 07-JAN-07

Prev. Yr Rate .1716 Curr. Yr Rate: .1763 Loc. Diff: 1.00401 Gen. Inc.: 1.7 Issued: 21-DEC-06

Band	I	II	III	IV	V
GS Range	1-2	3-4	5-6	7-8	9-10
Interval					
01	19,562 - 23,168	23,998 - 28,895	30,140 - 36,156	37,336 - 44,634	45,669 - 54,429
02	23,169 - 25,872	28,896 - 32,568	36,157 - 40,668	44,635 - 50,107	54,430 - 60,999
03	25,873 - 27,675	32,569 - 35,017	40,669 - 43,676	50,108 - 53,756	61,000 - 65,379
04	27,676 - 28,505	35,018 - 36,068	43,677 - 44,986	53,757 - 55,369	65,380 - 67,340
05	28,506 - 29,360	36,069 - 37,150	44,987 - 46,336	55,370 - 57,030	67,341 - 69,360

**Cities:**

- Counties:**
- Clackamas Co. OR 41 0000 005
  - Marion Co. OR 41 0000 047
  - Polk Co. OR 41 0000 053
  - Yamhill Co. OR 41 0000 071
  - Skamania Co. WA 53 0000 059
  - Columbia Co. OR 41 0000 009
  - Multnomah Co. OR 41 0000 051
  - Washington Co. OR 41 0000 067
  - Clark Co. WA 53 0000 011

**Locality Area:**

**Portland-Vancouver-Beaverton, OR-WA**

---



# Standard Pay Tables

Report run on: January 9, 2007 9:43 AM

Page 100 of 132

PPS: PORZT OPM:POR SCIENTIFIC & TECHNICAL Path: ZT Effective: 07-JAN-07

Prev. Yr Rate .1716 Curr. Yr Rate: .1763 Loc. Diff: 1.00401 Gen. Inc.: 1.7 Issued: 21-DEC-06

Band	I	II	III	IV	V
GS Range	1-4	5-8	9-10	11-12	13-13
Interval					
01	19,562 - 26,431	30,140 - 40,636	45,669 - 54,429	55,256 - 68,964	78,754 - 89,256
02	26,432 - 31,583	40,637 - 48,508	54,430 - 60,999	68,965 - 79,244	89,257 - 97,133
03	31,584 - 35,017	48,509 - 53,756	61,000 - 65,379	79,245 - 86,098	97,134 - 102,384
04	35,018 - 36,068	53,757 - 55,369	65,380 - 67,340	86,099 - 88,681	102,385 - 105,456
05	36,069 - 37,150	55,370 - 57,030	67,341 - 69,360	88,682 - 91,341	105,457 - 108,620

**Cities:**

**Counties:**

- Clackamas Co. OR 41 0000 005
- Marion Co. OR 41 0000 047
- Polk Co. OR 41 0000 053
- Yamhill Co. OR 41 0000 071
- Skamania Co. WA 53 0000 059
- Columbia Co. OR 41 0000 009
- Multnomah Co. OR 41 0000 051
- Washington Co. OR 41 0000 067
- Clark Co. WA 53 0000 011

**Locality Area:**

**Portland-Vancouver-Beaverton, OR-WA**

---



# Standard Pay Tables

Report run on: January 9, 2007 9:43 AM

Page 101 of 132

PPS: PXZA    OPM:PX    ADMINISTRATIVE    Path: ZA    Effective: 07-JAN-07  
 Prev. Yr Rate .1265    Curr. Yr Rate: .1322    Loc. Diff: 1.00506    Gen. Inc.: 1.7    Issued: 21-DEC-06

Band	I	II	III	IV	V
GS Range	1-6	7-10	11-12	13-14	15-15
Interval					
01	18,828 - 29,144	35,936 - 47,932	53,184 - 66,378	75,802 - 93,866	105,366 - 119,414
02	29,145 - 36,881	47,933 - 56,930	66,379 - 76,273	93,867 - 107,413	119,415 - 129,951
03	36,882 - 42,039	56,931 - 62,928	76,274 - 82,870	107,414 - 116,445	129,952 - 136,975
04	42,040 - 43,300	62,929 - 64,816	82,871 - 85,356	116,446 - 119,938	136,976 - 141,084
05	43,301 - 44,599	64,817 - 66,760	85,357 - 87,917	119,939 - 123,536	141,085 - 145,317

Cities:

Counties:                    Maricopa Co. AZ 04 0000 013

Pinal Co. AZ 04 0000 021

Locality Area:

Phoenix-Mesa-Scottsdale, AZ

---



# Standard Pay Tables

Report run on: January 9, 2007 9:43 AM

Page 102 of 132

PPS: PXZP    OPM:PX    PROFESSIONAL    Path: ZP    Effective: 07-JAN-07  
 Prev. Yr Rate .1265    Curr. Yr Rate: .1322    Loc. Diff: 1.00506    Gen. Inc.: 1.7    Issued: 21-DEC-06

Band	I	II	III	IV	V
GS Range	1-6	7-10	11-12	13-14	15-15
Interval					
01	18,828 - 29,144	35,936 - 47,932	53,184 - 66,378	75,802 - 93,866	105,366 - 119,414
02	29,145 - 36,881	47,933 - 56,930	66,379 - 76,273	93,867 - 107,413	119,415 - 129,951
03	36,882 - 42,039	56,931 - 62,928	76,274 - 82,870	107,414 - 116,445	129,952 - 136,975
04	42,040 - 43,300	62,929 - 64,816	82,871 - 85,356	116,446 - 119,938	136,976 - 141,084
05	43,301 - 44,599	64,817 - 66,760	85,357 - 87,917	119,939 - 123,536	141,085 - 145,317

Cities:

Counties:                    Maricopa Co. AZ 04 0000 013

Pinal Co. AZ 04 0000 021

Locality Area:

Phoenix-Mesa-Scottsdale, AZ

---



# Standard Pay Tables

Report run on: January 9, 2007 9:43 AM

Page 103 of 132

PPS: PXZS    OPM:PX    CLERICAL AND SUPPORT    Path: ZS    Effective: 07-JAN-07  
 Prev. Yr Rate .1265    Curr. Yr Rate: .1322    Loc. Diff: 1.00506    Gen. Inc.: 1.7    Issued: 21-DEC-06

Band	I	II	III	IV	V
GS Range	1-2	3-4	5-6	7-8	9-10
Interval					
01	18,828 - 22,299	23,098 - 27,812	29,010 - 34,801	35,936 - 42,960	43,957 - 52,389
02	22,300 - 24,902	27,813 - 31,347	34,802 - 39,144	42,961 - 48,228	52,390 - 58,712
03	24,903 - 26,637	31,348 - 33,704	39,145 - 42,039	48,229 - 51,740	58,713 - 62,928
04	26,638 - 27,436	33,705 - 34,715	42,040 - 43,300	51,741 - 53,292	62,929 - 64,816
05	27,437 - 28,259	34,716 - 35,756	43,301 - 44,599	53,293 - 54,891	64,817 - 66,760

Cities:

Counties:                    Maricopa Co. AZ 04 0000 013

Pinal Co. AZ 04 0000 021

Locality Area:

Phoenix-Mesa-Scottsdale, AZ

---



# Standard Pay Tables

Report run on: January 9, 2007 9:43 AM

Page 104 of 132

PPS: PXZT    OPM:PX    SCIENTIFIC & TECHNICAL    Path: ZT    Effective: 07-JAN-07  
 Prev. Yr Rate .1265    Curr. Yr Rate: .1322    Loc. Diff: 1.00506    Gen. Inc.: 1.7    Issued: 21-DEC-06

Band	I	II	III	IV	V
GS Range	1-4	5-8	9-10	11-12	13-13
Interval					
01	18,828 - 25,440	29,010 - 39,112	43,957 - 52,389	53,184 - 66,378	75,802 - 85,910
02	25,441 - 30,398	39,113 - 46,689	52,390 - 58,712	66,379 - 76,273	85,911 - 93,492
03	30,399 - 33,704	46,690 - 51,740	58,713 - 62,928	76,274 - 82,870	93,493 - 98,546
04	33,705 - 34,715	51,741 - 53,292	62,929 - 64,816	82,871 - 85,356	98,547 - 101,502
05	34,716 - 35,756	53,293 - 54,891	64,817 - 66,760	85,357 - 87,917	101,503 - 104,547

Cities:

Counties:                    Maricopa Co. AZ 04 0000 013

Pinal Co. AZ 04 0000 021

Locality Area:

Phoenix-Mesa-Scottsdale, AZ

---





# Standard Pay Tables

Report run on: January 9, 2007 9:43 AM

Page 105 of 132

PPS: RAZA OPM:RA

ADMINISTRATIVE

Path: ZA

Effective: 07-JAN-07

Prev. Yr Rate .1557

Curr. Yr Rate: .1618

Loc. Diff: 1.00528

Gen. Inc.: 1.7

Issued: 21-DEC-06

Band	I	II	III	IV	V
GS Range	1-6	7-10	11-12	13-14	15-15
Interval					
01	19,321 - 29,906	36,876 - 49,186	54,574 - 68,113	77,784 - 96,320	108,121 - 122,537
02	29,907 - 37,845	49,187 - 58,418	68,114 - 78,267	96,321 - 110,221	122,538 - 133,348
03	37,846 - 43,138	58,419 - 64,573	78,268 - 85,037	110,222 - 119,489	133,349 - 140,556
04	43,139 - 44,432	64,574 - 66,510	85,038 - 87,588	119,490 - 123,074	140,557 - 144,773
05	44,433 - 45,765	66,511 - 68,505	87,589 - 90,216	123,075 - 126,766	144,774 - 145,400

Cities: Federal Correctional Complex-Granville County,  
NC 37 0712 077

Counties: Chatham Co. NC 37 0000 037 Cumberland Co. NC 37 0000 051  
 Durham Co. NC 37 0000 063 Franklin Co. NC 37 0000 069  
 Harnett Co. NC 37 0000 085 Hoke Co. NC 37 0000 093  
 Johnston Co. NC 37 0000 101 Orange Co. NC 37 0000 135  
 Person Co. NC 37 0000 145 Wake Co. NC 37 0000 183  
 Wayne Co. NC 37 0000 191

Locality Area:

Raleigh-Durham-Cary, NC

-----



# Standard Pay Tables

Report run on: January 9, 2007 9:43 AM

Page 106 of 132

PPS: RAZP    OPM:RA    PROFESSIONAL    Path: ZP    Effective: 07-JAN-07  
 Prev. Yr Rate .1557    Curr. Yr Rate: .1618    Loc. Diff: 1.00528    Gen. Inc.: 1.7    Issued: 21-DEC-06

Band	I	II	III	IV	V
GS Range	1-6	7-10	11-12	13-14	15-15
Interval					
01	19,321 - 29,906	36,876 - 49,186	54,574 - 68,113	77,784 - 96,320	108,121 - 122,537
02	29,907 - 37,845	49,187 - 58,418	68,114 - 78,267	96,321 - 110,221	122,538 - 133,348
03	37,846 - 43,138	58,419 - 64,573	78,268 - 85,037	110,222 - 119,489	133,349 - 140,556
04	43,139 - 44,432	64,574 - 66,510	85,038 - 87,588	119,490 - 123,074	140,557 - 144,773
05	44,433 - 45,765	66,511 - 68,505	87,589 - 90,216	123,075 - 126,766	144,774 - 145,400

Cities:            *Federal Correctional Complex-Granville County,  
 NC 37 0712 077*

Counties:            *Chatham Co. NC 37 0000 037            Cumberland Co. NC 37 0000 051*  
                          *Durham Co. NC 37 0000 063            Franklin Co. NC 37 0000 069*  
                          *Harnett Co. NC 37 0000 085            Hoke Co. NC 37 0000 093*  
                          *Johnston Co. NC 37 0000 101            Orange Co. NC 37 0000 135*  
                          *Person Co. NC 37 0000 145            Wake Co. NC 37 0000 183*  
                          *Wayne Co. NC 37 0000 191*

Locality Area:

*Raleigh-Durham-Cary, NC*

---



# Standard Pay Tables

Report run on: January 9, 2007 9:43 AM

Page 107 of 132

PPS: RAZS    OPM:RA    CLERICAL AND SUPPORT    Path: ZS    Effective: 07-JAN-07  
 Prev. Yr Rate .1557    Curr. Yr Rate: .1618    Loc. Diff: 1.00528    Gen. Inc.: 1.7    Issued: 21-DEC-06

Band	I	II	III	IV	V
GS Range	1-2	3-4	5-6	7-8	9-10
Interval					
01	19,321 - 22,882	23,702 - 28,539	29,769 - 35,711	36,876 - 44,084	45,106 - 53,758
02	22,883 - 25,553	28,540 - 32,167	35,712 - 40,167	44,085 - 49,489	53,759 - 60,247
03	25,554 - 27,334	32,168 - 34,586	40,168 - 43,138	49,490 - 53,093	60,248 - 64,573
04	27,335 - 28,154	34,587 - 35,624	43,139 - 44,432	53,094 - 54,686	64,574 - 66,510
05	28,155 - 28,999	35,625 - 36,693	44,433 - 45,765	54,687 - 56,327	66,511 - 68,505

Cities:        **Federal Correctional Complex-Granville County,  
 NC 37 0712 077**

Counties:        **Chatham Co. NC 37 0000 037        Cumberland Co. NC 37 0000 051**  
                      **Durham Co. NC 37 0000 063        Franklin Co. NC 37 0000 069**  
                      **Harnett Co. NC 37 0000 085        Hoke Co. NC 37 0000 093**  
                      **Johnston Co. NC 37 0000 101        Orange Co. NC 37 0000 135**  
                      **Person Co. NC 37 0000 145        Wake Co. NC 37 0000 183**  
                      **Wayne Co. NC 37 0000 191**

Locality Area:

**Raleigh-Durham-Cary, NC**





# Standard Pay Tables

Report run on: January 9, 2007 9:43 AM

Page 108 of 132

PPS: RAZT    OPM:RA    SCIENTIFIC & TECHNICAL    Path: ZT    Effective: 07-JAN-07  
 Prev. Yr Rate .1557    Curr. Yr Rate: .1618    Loc. Diff: 1.00528    Gen. Inc.: 1.7    Issued: 21-DEC-06

Band	I	II	III	IV	V
GS Range	1-4	5-8	9-10	11-12	13-13
Interval					
01	19,321 - 26,105	29,769 - 40,135	45,106 - 53,758	54,574 - 68,113	77,784 - 88,156
02	26,106 - 31,194	40,136 - 47,910	53,759 - 60,247	68,114 - 78,267	88,157 - 95,936
03	31,195 - 34,586	47,911 - 53,093	60,248 - 64,573	78,268 - 85,037	95,937 - 101,122
04	34,587 - 35,624	53,094 - 54,686	64,574 - 66,510	85,038 - 87,588	101,123 - 104,156
05	35,625 - 36,693	54,687 - 56,327	66,511 - 68,505	87,589 - 90,216	104,157 - 107,281

Cities:            *Federal Correctional Complex-Granville County,  
 NC 37 0712 077*

Counties:            *Chatham Co. NC 37 0000 037            Cumberland Co. NC 37 0000 051*  
                          *Durham Co. NC 37 0000 063            Franklin Co. NC 37 0000 069*  
                          *Harnett Co. NC 37 0000 085            Hoke Co. NC 37 0000 093*  
                          *Johnston Co. NC 37 0000 101            Orange Co. NC 37 0000 135*  
                          *Person Co. NC 37 0000 145            Wake Co. NC 37 0000 183*  
                          *Wayne Co. NC 37 0000 191*

Locality Area:

*Raleigh-Durham-Cary, NC*

---



# Standard Pay Tables

Report run on: January 9, 2007 9:43 AM

Page 109 of 132

PPS: RCHZA OPM:RCH ADMINISTRATIVE Path: ZA Effective: 07-JAN-07  
 Prev. Yr Rate .1415 Curr. Yr Rate: .1441 Loc. Diff: 1.00228 Gen. Inc.: 1.7 Issued: 21-DEC-06

Band	I	II	III	IV	V
GS Range	1-6	7-10	11-12	13-14	15-15
Interval					
01	19,026 - 29,450	36,314 - 48,436	53,743 - 67,075	76,599 - 94,852	106,473 - 120,669
02	29,451 - 37,268	48,437 - 57,528	67,076 - 77,075	94,853 - 108,542	120,670 - 131,316
03	37,269 - 42,480	57,529 - 63,589	77,076 - 83,741	108,543 - 117,668	131,317 - 138,414
04	42,481 - 43,754	63,590 - 65,497	83,742 - 86,253	117,669 - 121,198	138,415 - 142,566
05	43,755 - 45,067	65,498 - 67,462	86,254 - 88,841	121,199 - 124,834	142,567 - 145,400

**Cities:**

- Counties:**
- Amelia Co. VA 51 0000 007
  - Caroline Co. VA 51 0000 033
  - Charles City Co. VA 51 0000 036
  - Chesterfield Co. VA 51 0000 041
  - Cumberland Co. VA 51 0000 049
  - Dinwiddie Co. VA 51 0000 053
  - Goochland Co. VA 51 0000 075
  - Hanover Co. VA 51 0000 085
  - Henrico Co. VA 51 0000 087
  - King and Queen Co. VA 51 0000 097
  - King William Co. VA 51 0000 101
  - Louisa Co. VA 51 0000 109
  - New Kent Co. VA 51 0000 127
  - Powhatan Co. VA 51 0000 145
  - Prince George Co. VA 51 0000 149
  - Sussex Co. VA 51 0000 183
  - Colonial Heights City VA 51 0000 570
  - Hopewell City VA 51 0000 670
  - Petersburg City VA 51 0000 730
  - Richmond City VA 51 0000 760

**Locality Area:**

Richmond, VA

---



# Standard Pay Tables

Report run on: January 9, 2007 9:43 AM

Page 110 of 132

PPS: RCHZP OPM:RCH PROFESSIONAL Path: ZP Effective: 07-JAN-07  
 Prev. Yr Rate .1415 Curr. Yr Rate: .1441 Loc. Diff: 1.00228 Gen. Inc.: 1.7 Issued: 21-DEC-06

Band	I	II	III	IV	V
GS Range	1-6	7-10	11-12	13-14	15-15
Interval					
01	19,026 - 29,450	36,314 - 48,436	53,743 - 67,075	76,599 - 94,852	106,473 - 120,669
02	29,451 - 37,268	48,437 - 57,528	67,076 - 77,075	94,853 - 108,542	120,670 - 131,316
03	37,269 - 42,480	57,529 - 63,589	77,076 - 83,741	108,543 - 117,668	131,317 - 138,414
04	42,481 - 43,754	63,590 - 65,497	83,742 - 86,253	117,669 - 121,198	138,415 - 142,566
05	43,755 - 45,067	65,498 - 67,462	86,254 - 88,841	121,199 - 124,834	142,567 - 145,400

**Cities:**

**Counties:**

- Amelia Co. VA 51 0000 007
- Charles City Co. VA 51 0000 036
- Cumberland Co. VA 51 0000 049
- Goochland Co. VA 51 0000 075
- Henrico Co. VA 51 0000 087
- King William Co. VA 51 0000 101
- New Kent Co. VA 51 0000 127
- Prince George Co. VA 51 0000 149
- Colonial Heights City VA 51 0000 570
- Petersburg City VA 51 0000 730
- Caroline Co. VA 51 0000 033
- Chesterfield Co. VA 51 0000 041
- Dinwiddie Co. VA 51 0000 053
- Hanover Co. VA 51 0000 085
- King and Queen Co. VA 51 0000 097
- Louisa Co. VA 51 0000 109
- Powhatan Co. VA 51 0000 145
- Sussex Co. VA 51 0000 183
- Hopewell City VA 51 0000 670
- Richmond City VA 51 0000 760

**Locality Area:**

Richmond, VA

---



# Standard Pay Tables

Report run on: January 9, 2007 9:43 AM

Page 111 of 132

PPS: RCHZS OPM:RCH CLERICAL AND SUPPORT Path: ZS Effective: 07-JAN-07

Prev. Yr Rate .1415 Curr. Yr Rate: .1441 Loc. Diff: 1.00228 Gen. Inc.: 1.7 Issued: 21-DEC-06

Band	I	II	III	IV	V
GS Range	1-2	3-4	5-6	7-8	9-10
Interval					
01	19,026 - 22,533	23,341 - 28,105	29,315 - 35,166	36,314 - 43,412	44,419 - 52,939
02	22,534 - 25,163	28,106 - 31,677	35,167 - 39,554	43,413 - 48,735	52,940 - 59,329
03	25,164 - 26,917	31,678 - 34,059	39,555 - 42,480	48,736 - 52,284	59,330 - 63,589
04	26,918 - 27,725	34,060 - 35,081	42,481 - 43,754	52,285 - 53,853	63,590 - 65,497
05	27,726 - 28,557	35,082 - 36,133	43,755 - 45,067	53,854 - 55,469	65,498 - 67,462

**Cities:**

**Counties:**

- Amelia Co. VA 51 0000 007
- Charles City Co. VA 51 0000 036
- Cumberland Co. VA 51 0000 049
- Goochland Co. VA 51 0000 075
- Henrico Co. VA 51 0000 087
- King William Co. VA 51 0000 101
- New Kent Co. VA 51 0000 127
- Prince George Co. VA 51 0000 149
- Colonial Heights City VA 51 0000 570
- Petersburg City VA 51 0000 730
- Caroline Co. VA 51 0000 033
- Chesterfield Co. VA 51 0000 041
- Dinwiddie Co. VA 51 0000 053
- Hanover Co. VA 51 0000 085
- King and Queen Co. VA 51 0000 097
- Louisa Co. VA 51 0000 109
- Powhatan Co. VA 51 0000 145
- Sussex Co. VA 51 0000 183
- Hopewell City VA 51 0000 670
- Richmond City VA 51 0000 760

**Locality Area:**

Richmond, VA



# Standard Pay Tables

Report run on: January 9, 2007 9:43 AM

Page 112 of 132

PPS: RCHZT OPM:RCH SCIENTIFIC & TECHNICAL Path: ZT Effective: 07-JAN-07  
 Prev. Yr Rate .1415 Curr. Yr Rate: .1441 Loc. Diff: 1.00228 Gen. Inc.: 1.7 Issued: 21-DEC-06

Band	I	II	III	IV	V
GS Range	1-4	5-8	9-10	11-12	13-13
Interval					
01	19,026 - 25,707	29,315 - 39,523	44,419 - 52,939	53,743 - 67,075	76,599 - 86,813
02	25,708 - 30,718	39,524 - 47,180	52,940 - 59,329	67,076 - 77,075	86,814 - 94,474
03	30,719 - 34,059	47,181 - 52,284	59,330 - 63,589	77,076 - 83,741	94,475 - 99,581
04	34,060 - 35,081	52,285 - 53,853	63,590 - 65,497	83,742 - 86,253	99,582 - 102,568
05	35,082 - 36,133	53,854 - 55,469	65,498 - 67,462	86,254 - 88,841	102,569 - 105,645

**Cities:**

**Counties:**

- Amelia Co. VA 51 0000 007
- Charles City Co. VA 51 0000 036
- Cumberland Co. VA 51 0000 049
- Goochland Co. VA 51 0000 075
- Henrico Co. VA 51 0000 087
- King William Co. VA 51 0000 101
- New Kent Co. VA 51 0000 127
- Prince George Co. VA 51 0000 149
- Colonial Heights City VA 51 0000 570
- Petersburg City VA 51 0000 730
- Caroline Co. VA 51 0000 033
- Chesterfield Co. VA 51 0000 041
- Dinwiddie Co. VA 51 0000 053
- Hanover Co. VA 51 0000 085
- King and Queen Co. VA 51 0000 097
- Louisa Co. VA 51 0000 109
- Powhatan Co. VA 51 0000 145
- Sussex Co. VA 51 0000 183
- Hopewell City VA 51 0000 670
- Richmond City VA 51 0000 760

**Locality Area:**

**Richmond, VA**

---





# Standard Pay Tables

Report run on: January 9, 2007 9:43 AM

Page 113 of 132

PPS: RUSZA OPM:RUS ADMINISTRATIVE Path: ZA Effective: 07-JAN-07

Prev. Yr Rate .1252 Curr. Yr Rate: .1268 Loc. Diff: 1.00142 Gen. Inc.: 1.7 Issued: 21-DEC-06

Band	I	II	III	IV	V
GS Range	1-6	7-10	11-12	13-14	15-15
Interval					
01	18,732 - 28,995	35,752 - 47,687	52,912 - 66,038	75,414 - 93,385	104,826 - 118,802
02	28,996 - 36,692	47,688 - 56,638	66,039 - 75,883	93,386 - 106,863	118,803 - 129,285
03	36,693 - 41,823	56,639 - 62,605	75,884 - 82,446	106,864 - 115,848	129,286 - 136,273
04	41,824 - 43,078	62,606 - 64,483	82,447 - 84,919	115,849 - 119,323	136,274 - 140,361
05	43,079 - 44,370	64,484 - 66,417	84,920 - 87,467	119,324 - 122,903	140,362 - 144,572

Cities: REST OF US

Counties:

Locality Area:

REST of US

---



# Standard Pay Tables

Report run on: January 9, 2007 9:43 AM

Page 114 of 132

PPS: RUSZP OPM:RUS PROFESSIONAL Path: ZP Effective: 07-JAN-07

Prev. Yr Rate .1252 Curr. Yr Rate: .1268 Loc. Diff: 1.00142 Gen. Inc.: 1.7 Issued: 21-DEC-06

Band	I	II	III	IV	V
GS Range	1-6	7-10	11-12	13-14	15-15
Interval					
01	18,732 - 28,995	35,752 - 47,687	52,912 - 66,038	75,414 - 93,385	104,826 - 118,802
02	28,996 - 36,692	47,688 - 56,638	66,039 - 75,883	93,386 - 106,863	118,803 - 129,285
03	36,693 - 41,823	56,639 - 62,605	75,884 - 82,446	106,864 - 115,848	129,286 - 136,273
04	41,824 - 43,078	62,606 - 64,483	82,447 - 84,919	115,849 - 119,323	136,274 - 140,361
05	43,079 - 44,370	64,484 - 66,417	84,920 - 87,467	119,324 - 122,903	140,362 - 144,572

Cities: REST OF US

Counties:

Locality Area:

REST of US

---



# Standard Pay Tables

Report run on: January 9, 2007 9:43 AM

Page 115 of 132

PPS: RUSZS OPM:RUS CLERICAL AND SUPPORT Path: ZS Effective: 07-JAN-07

Prev. Yr Rate .1252 Curr. Yr Rate: .1268 Loc. Diff: 1.00142 Gen. Inc.: 1.7 Issued: 21-DEC-06

Band	I	II	III	IV	V
GS Range	1-2	3-4	5-6	7-8	9-10
Interval					
01	18,732 - 22,185	22,980 - 27,670	28,862 - 34,622	35,752 - 42,740	43,731 - 52,119
02	22,186 - 24,775	27,671 - 31,187	34,623 - 38,943	42,741 - 47,981	52,120 - 58,411
03	24,776 - 26,501	31,188 - 33,532	38,944 - 41,823	47,982 - 51,475	58,412 - 62,605
04	26,502 - 27,296	33,533 - 34,538	41,824 - 43,078	51,476 - 53,019	62,606 - 64,483
05	27,297 - 28,115	34,539 - 35,574	43,079 - 44,370	53,020 - 54,610	64,484 - 66,417

Cities: REST OF US

Counties:

Locality Area:

REST of US

---



# Standard Pay Tables

Report run on: January 9, 2007 9:43 AM

Page 116 of 132

PPS: RUSZT OPM:RUS SCIENTIFIC & TECHNICAL Path: ZT Effective: 07-JAN-07

Prev. Yr Rate .1252 Curr. Yr Rate: .1268 Loc. Diff: 1.00142 Gen. Inc.: 1.7 Issued: 21-DEC-06

Band	I	II	III	IV	V
GS Range	1-4	5-8	9-10	11-12	13-13
Interval					
01	18,732 - 25,310	28,862 - 38,912	43,731 - 52,119	52,912 - 66,038	75,414 - 85,470
02	25,311 - 30,243	38,913 - 46,450	52,120 - 58,411	66,039 - 75,883	85,471 - 93,013
03	30,244 - 33,532	46,451 - 51,475	58,412 - 62,605	75,884 - 82,446	93,014 - 98,041
04	33,533 - 34,538	51,476 - 53,019	62,606 - 64,483	82,447 - 84,919	98,042 - 100,982
05	34,539 - 35,574	53,020 - 54,610	64,484 - 66,417	84,920 - 87,467	100,983 - 104,011

Cities: REST OF US

Counties:

Locality Area:

REST of US

---



# Standard Pay Tables

Report run on: January 9, 2007 9:43 AM

Page 117 of 132

PPS: SACZA OPM:SAC ADMINISTRATIVE Path: ZA Effective: 07-JAN-07  
 Prev. Yr Rate .1791 Curr. Yr Rate: .1899 Loc. Diff: 1.00916 Gen. Inc.: 1.7 Issued: 21-DEC-06

Band	I	II	III	IV	V
GS Range	1-6	7-10	11-12	13-14	15-15
Interval					
01	19,788 - 30,629	37,767 - 50,375	55,894 - 69,761	79,665 - 98,649	110,736 - 125,500
02	30,630 - 38,760	50,376 - 59,831	69,762 - 80,161	98,650 - 112,887	125,501 - 136,573
03	38,761 - 44,181	59,832 - 66,135	80,162 - 87,094	112,888 - 122,379	136,574 - 143,955
04	44,182 - 45,506	66,136 - 68,119	87,095 - 89,707	122,380 - 126,050	143,956 - 145,400
05	45,507 - 46,871	68,120 - 70,163	89,708 - 92,398	126,051 - 129,832	145,400 - 145,400

**Cities:**

Counties: El Dorado Co. CA 06 0000 017 Nevada Co. CA 06 0000 057  
 Placer Co. CA 06 0000 061 Sacramento Co. CA 06 0000 067  
 Sutter Co. CA 06 0000 101 Yolo Co. CA 06 0000 113  
 Yuba Co. CA 06 0000 115 Douglas Co. NV 32 0000 005  
 Carson City NV 32 0000 510

**Locality Area:**

Sacramento--Arden-Arcade--Truckee, CA-NV

---



# Standard Pay Tables

Report run on: January 9, 2007 9:43 AM

Page 118 of 132

PPS: SACZP OPM:SAC PROFESSIONAL Path: ZP Effective: 07-JAN-07  
 Prev. Yr Rate .1791 Curr. Yr Rate: .1899 Loc. Diff: 1.00916 Gen. Inc.: 1.7 Issued: 21-DEC-06

Band	I	II	III	IV	V
GS Range	1-6	7-10	11-12	13-14	15-15
Interval					
01	19,788 - 30,629	37,767 - 50,375	55,894 - 69,761	79,665 - 98,649	110,736 - 125,500
02	30,630 - 38,760	50,376 - 59,831	69,762 - 80,161	98,650 - 112,887	125,501 - 136,573
03	38,761 - 44,181	59,832 - 66,135	80,162 - 87,094	112,888 - 122,379	136,574 - 143,955
04	44,182 - 45,506	66,136 - 68,119	87,095 - 89,707	122,380 - 126,050	143,956 - 145,400
05	45,507 - 46,871	68,120 - 70,163	89,708 - 92,398	126,051 - 129,832	145,400 - 145,400

**Cities:**

- Counties: El Dorado Co. CA 06 0000 017 Nevada Co. CA 06 0000 057  
 Placer Co. CA 06 0000 061 Sacramento Co. CA 06 0000 067  
 Sutter Co. CA 06 0000 101 Yolo Co. CA 06 0000 113  
 Yuba Co. CA 06 0000 115 Douglas Co. NV 32 0000 005  
 Carson City NV 32 0000 510

**Locality Area:**

Sacramento--Arden-Arcade--Truckee, CA-NV

---



# Standard Pay Tables

Report run on: January 9, 2007 9:43 AM

Page 119 of 132

PPS: SACZS OPM:SAC CLERICAL AND SUPPORT Path: ZS Effective: 07-JAN-07  
 Prev. Yr Rate .1791 Curr. Yr Rate: .1899 Loc. Diff: 1.00916 Gen. Inc.: 1.7 Issued: 21-DEC-06

Band	I	II	III	IV	V
GS Range	1-2	3-4	5-6	7-8	9-10
Interval					
01	19,788 - 23,436	24,275 - 29,229	30,489 - 36,574	37,767 - 45,149	46,197 - 55,058
02	23,437 - 26,171	29,230 - 32,945	36,575 - 41,138	45,150 - 50,686	55,059 - 61,704
03	26,172 - 27,995	32,946 - 35,422	41,139 - 44,181	50,687 - 54,377	61,705 - 66,135
04	27,996 - 28,835	35,423 - 36,485	44,182 - 45,506	54,378 - 56,008	66,136 - 68,119
05	28,836 - 29,700	36,486 - 37,580	45,507 - 46,871	56,009 - 57,688	68,120 - 70,163

**Cities:**

Counties: El Dorado Co. CA 06 0000 017 Nevada Co. CA 06 0000 057  
 Placer Co. CA 06 0000 061 Sacramento Co. CA 06 0000 067  
 Sutter Co. CA 06 0000 101 Yolo Co. CA 06 0000 113  
 Yuba Co. CA 06 0000 115 Douglas Co. NV 32 0000 005  
 Carson City NV 32 0000 510

**Locality Area:**

Sacramento--Arden-Arcade--Truckee, CA-NV

---



# Standard Pay Tables

Report run on: January 9, 2007 9:43 AM

Page 120 of 132

PPS: SACZT OPM:SAC SCIENTIFIC & TECHNICAL Path: ZT Effective: 07-JAN-07  
 Prev. Yr Rate .1791 Curr. Yr Rate: .1899 Loc. Diff: 1.00916 Gen. Inc.: 1.7 Issued: 21-DEC-06

Band	I	II	III	IV	V
GS Range	1-4	5-8	9-10	11-12	13-13
Interval					
01	19,788 - 26,736	30,489 - 41,106	46,197 - 55,058	55,894 - 69,761	79,665 - 90,289
02	26,737 - 31,948	41,107 - 49,069	55,059 - 61,704	69,762 - 80,161	90,290 - 98,256
03	31,949 - 35,422	49,070 - 54,377	61,705 - 66,135	80,162 - 87,094	98,257 - 103,568
04	35,423 - 36,485	54,378 - 56,008	66,136 - 68,119	87,095 - 89,707	103,569 - 106,675
05	36,486 - 37,580	56,009 - 57,688	68,120 - 70,163	89,708 - 92,398	106,676 - 109,875

**Cities:**

Counties: El Dorado Co. CA 06 0000 017 Nevada Co. CA 06 0000 057  
 Placer Co. CA 06 0000 061 Sacramento Co. CA 06 0000 067  
 Sutter Co. CA 06 0000 101 Yolo Co. CA 06 0000 113  
 Yuba Co. CA 06 0000 115 Douglas Co. NV 32 0000 005  
 Carson City NV 32 0000 510

**Locality Area:**

Sacramento--Arden-Arcade--Truckee, CA-NV

---





# Standard Pay Tables

Report run on: January 9, 2007 9:43 AM

Page 121 of 132

PPS: SDZA    OPM:SD    ADMINISTRATIVE    Path: ZA    Effective: 07-JAN-07  
 Prev. Yr Rate .1917    Curr. Yr Rate: .2034    Loc. Diff: 1.00982    Gen. Inc.: 1.7    Issued: 21-DEC-06

Band	I	II	III	IV	V
GS Range	1-6	7-10	11-12	13-14	15-15
Interval					
01	20,013 - 30,977	38,196 - 50,947	56,529 - 70,553	80,569 - 99,768	111,992 - 126,840
02	30,978 - 39,200	50,948 - 60,510	70,554 - 81,070	99,769 - 114,167	126,841 - 137,976
03	39,201 - 44,682	60,511 - 66,885	81,071 - 88,082	114,168 - 123,767	137,977 - 145,400
04	44,683 - 46,022	66,886 - 68,892	88,083 - 90,724	123,768 - 127,480	145,400 - 145,400
05	46,023 - 47,403	68,893 - 70,959	90,725 - 93,446	127,481 - 131,304	145,400 - 145,400

Cities:

Counties: San Diego Co. CA 06 0000 073

Locality Area:

San Diego-Carlsbad-San Marcos, CA

---



# Standard Pay Tables

Report run on: January 9, 2007 9:43 AM

Page 122 of 132

PPS: SDZP    OPM:SD    PROFESSIONAL    Path: ZP    Effective: 07-JAN-07  
 Prev. Yr Rate .1917    Curr. Yr Rate: .2034    Loc. Diff: 1.00982    Gen. Inc.: 1.7    Issued: 21-DEC-06

Band	I	II	III	IV	V
GS Range	1-6	7-10	11-12	13-14	15-15
Interval					
01	20,013 - 30,977	38,196 - 50,947	56,529 - 70,553	80,569 - 99,768	111,992 - 126,840
02	30,978 - 39,200	50,948 - 60,510	70,554 - 81,070	99,769 - 114,167	126,841 - 137,976
03	39,201 - 44,682	60,511 - 66,885	81,071 - 88,082	114,168 - 123,767	137,977 - 145,400
04	44,683 - 46,022	66,886 - 68,892	88,083 - 90,724	123,768 - 127,480	145,400 - 145,400
05	46,023 - 47,403	68,893 - 70,959	90,725 - 93,446	127,481 - 131,304	145,400 - 145,400

Cities:

Counties: San Diego Co. CA 06 0000 073

Locality Area:

San Diego-Carlsbad-San Marcos, CA

---



# Standard Pay Tables

Report run on: January 9, 2007 9:43 AM

Page 123 of 132

PPS: SDZS    OPM:SD    CLERICAL AND SUPPORT    Path: ZS    Effective: 07-JAN-07  
 Prev. Yr Rate .1917    Curr. Yr Rate: .2034    Loc. Diff: 1.00982    Gen. Inc.: 1.7    Issued: 21-DEC-06

Band	I	II	III	IV	V
GS Range	1-2	3-4	5-6	7-8	9-10
Interval					
01	20,013 - 23,701	24,551 - 29,561	30,835 - 36,989	38,196 - 45,662	46,721 - 55,683
02	23,702 - 26,468	29,562 - 33,319	36,990 - 41,605	45,663 - 51,261	55,684 - 62,404
03	26,469 - 28,312	33,320 - 35,824	41,606 - 44,682	51,262 - 54,994	62,405 - 66,885
04	28,313 - 29,161	35,825 - 36,899	44,683 - 46,022	54,995 - 56,644	66,886 - 68,892
05	29,162 - 30,036	36,900 - 38,006	46,023 - 47,403	56,645 - 58,343	68,893 - 70,959

Cities:

Counties:                    San Diego Co. CA 06 0000 073

Locality Area:

San Diego-Carlsbad-San Marcos, CA

---



# Standard Pay Tables

Report run on: January 9, 2007 9:43 AM

Page 124 of 132

PPS: SDZT    OPM:SD    SCIENTIFIC & TECHNICAL    Path: ZT    Effective: 07-JAN-07  
 Prev. Yr Rate .1917    Curr. Yr Rate: .2034    Loc. Diff: 1.00982    Gen. Inc.: 1.7    Issued: 21-DEC-06

Band	I	II	III	IV	V
GS Range	1-4	5-8	9-10	11-12	13-13
Interval					
01	20,013 - 27,040	30,835 - 41,572	46,721 - 55,683	56,529 - 70,553	80,569 - 91,313
02	27,041 - 32,310	41,573 - 49,625	55,684 - 62,404	70,554 - 81,070	91,314 - 99,371
03	32,311 - 35,824	49,626 - 54,994	62,405 - 66,885	81,071 - 88,082	99,372 - 104,743
04	35,825 - 36,899	54,995 - 56,644	66,886 - 68,892	88,083 - 90,724	104,744 - 107,885
05	36,900 - 38,006	56,645 - 58,343	68,893 - 70,959	90,725 - 93,446	107,886 - 111,122

Cities:

Counties:            San Diego Co. CA 06 0000 073

Locality Area:

San Diego-Carlsbad-San Marcos, CA

---



# Standard Pay Tables

Report run on: January 9, 2007 9:43 AM

Page 125 of 132

PPS: SEAZA OPM:SEA ADMINISTRATIVE Path: ZA Effective: 07-JAN-07  
 Prev. Yr Rate .1793 Curr. Yr Rate: .1858 Loc. Diff: 1.00551 Gen. Inc.: 1.7 Issued: 21-DEC-06

Band	I	II	III	IV	V
GS Range	1-6	7-10	11-12	13-14	15-15
Interval					
01	19,720 - 30,524	37,637 - 50,201	55,702 - 69,520	79,390 - 98,309	110,354 - 125,067
02	30,525 - 38,627	50,202 - 59,625	69,521 - 79,884	98,310 - 112,498	125,068 - 136,102
03	38,628 - 44,029	59,626 - 65,907	79,885 - 86,793	112,499 - 121,957	136,103 - 143,459
04	44,030 - 45,350	65,908 - 67,884	86,794 - 89,397	121,958 - 125,616	143,460 - 145,400
05	45,351 - 46,711	67,885 - 69,921	89,398 - 92,079	125,617 - 129,384	145,400 - 145,400

**Cities:**

- Counties:
- Island Co. WA 53 0000 029
  - King Co. WA 53 0000 033
  - Kitsap Co. WA 53 0000 035
  - Mason Co. WA 53 0000 045
  - Pierce Co. WA 53 0000 053
  - Skagit Co. WA 53 0000 057
  - Snohomish Co. WA 53 0000 061
  - Thurston Co. WA 53 0000 067

**Locality Area:**

Seattle-Tacoma-Olympia, WA

---



# Standard Pay Tables

Report run on: January 9, 2007 9:43 AM

Page 126 of 132

PPS: SEAZP OPM:SEA PROFESSIONAL Path: ZP Effective: 07-JAN-07  
 Prev. Yr Rate .1793 Curr. Yr Rate: .1858 Loc. Diff: 1.00551 Gen. Inc.: 1.7 Issued: 21-DEC-06

Band	I	II	III	IV	V
GS Range	1-6	7-10	11-12	13-14	15-15
Interval					
01	19,720 - 30,524	37,637 - 50,201	55,702 - 69,520	79,390 - 98,309	110,354 - 125,067
02	30,525 - 38,627	50,202 - 59,625	69,521 - 79,884	98,310 - 112,498	125,068 - 136,102
03	38,628 - 44,029	59,626 - 65,907	79,885 - 86,793	112,499 - 121,957	136,103 - 143,459
04	44,030 - 45,350	65,908 - 67,884	86,794 - 89,397	121,958 - 125,616	143,460 - 145,400
05	45,351 - 46,711	67,885 - 69,921	89,398 - 92,079	125,617 - 129,384	145,400 - 145,400

**Cities:**

- Counties:**
- Island Co. WA 53 0000 029
  - King Co. WA 53 0000 033
  - Kitsap Co. WA 53 0000 035
  - Mason Co. WA 53 0000 045
  - Pierce Co. WA 53 0000 053
  - Skagit Co. WA 53 0000 057
  - Snohomish Co. WA 53 0000 061
  - Thurston Co. WA 53 0000 067

**Locality Area:**

Seattle-Tacoma-Olympia, WA

---



# Standard Pay Tables

Report run on: January 9, 2007 9:43 AM

Page 127 of 132

PPS: SEAZS OPM:SEA CLERICAL AND SUPPORT Path: ZS Effective: 07-JAN-07  
 Prev. Yr Rate .1793 Curr. Yr Rate: .1858 Loc. Diff: 1.00551 Gen. Inc.: 1.7 Issued: 21-DEC-06

Band	I	II	III	IV	V
GS Range	1-2	3-4	5-6	7-8	9-10
Interval					
01	19,720 - 23,355	24,192 - 29,129	30,384 - 36,448	37,637 - 44,994	46,037 - 54,868
02	23,356 - 26,081	29,130 - 32,832	36,449 - 40,997	44,995 - 50,512	54,869 - 61,491
03	26,082 - 27,898	32,833 - 35,300	40,998 - 44,029	50,513 - 54,190	61,492 - 65,907
04	27,899 - 28,735	35,301 - 36,359	44,030 - 45,350	54,191 - 55,816	65,908 - 67,884
05	28,736 - 29,597	36,360 - 37,450	45,351 - 46,711	55,817 - 57,490	67,885 - 69,921

**Cities:**

- Counties:
- Island Co. WA 53 0000 029
  - King Co. WA 53 0000 033
  - Kitsap Co. WA 53 0000 035
  - Mason Co. WA 53 0000 045
  - Pierce Co. WA 53 0000 053
  - Skagit Co. WA 53 0000 057
  - Snohomish Co. WA 53 0000 061
  - Thurston Co. WA 53 0000 067

**Locality Area:**

Seattle-Tacoma-Olympia, WA

---



# Standard Pay Tables

Report run on: January 9, 2007 9:43 AM

Page 128 of 132

PPS: SEAZT    OPM:SEA    SCIENTIFIC & TECHNICAL    Path: ZT    Effective: 07-JAN-07  
 Prev. Yr Rate .1793    Curr. Yr Rate: .1858    Loc. Diff: 1.00551    Gen. Inc.: 1.7    Issued: 21-DEC-06

Band	I	II	III	IV	V
GS Range	1-4	5-8	9-10	11-12	13-13
Interval					
01	19,720 - 26,644	30,384 - 40,964	46,037 - 54,868	55,702 - 69,520	79,390 - 89,977
02	26,645 - 31,838	40,965 - 48,900	54,869 - 61,491	69,521 - 79,884	89,978 - 97,917
03	31,839 - 35,300	48,901 - 54,190	61,492 - 65,907	79,885 - 86,793	97,918 - 103,211
04	35,301 - 36,359	54,191 - 55,816	65,908 - 67,884	86,794 - 89,397	103,212 - 106,307
05	36,360 - 37,450	55,817 - 57,490	67,885 - 69,921	89,398 - 92,079	106,308 - 109,496

**Cities:**

**Counties:**

<i>Island Co. WA 53 0000 029</i>	<i>King Co. WA 53 0000 033</i>
<i>Kitsap Co. WA 53 0000 035</i>	<i>Mason Co. WA 53 0000 045</i>
<i>Pierce Co. WA 53 0000 053</i>	<i>Skagit Co. WA 53 0000 057</i>
<i>Snohomish Co. WA 53 0000 061</i>	<i>Thurston Co. WA 53 0000 067</i>

**Locality Area:**

**Seattle-Tacoma-Olympia, WA**

---





# Standard Pay Tables

Report run on: January 9, 2007 9:43 AM

Page 129 of 132

PPS: SFZA    OPM: SF    ADMINISTRATIVE    Path: ZA    Effective: 07-JAN-07  
 Prev. Yr Rate .2868    Curr. Yr Rate: .3033    Loc. Diff: 1.01282    Gen. Inc.: 1.7    Issued: 21-DEC-06

Band	I	II	III	IV	V
GS Range	1-6	7-10	11-12	13-14	15-15
Interval					
01	21,674 - 33,549	41,367 - 55,176	61,221 - 76,409	87,257 - 108,050	121,289 - 132,005
02	33,550 - 42,455	55,177 - 65,533	76,410 - 87,800	108,051 - 123,645	132,006 - 140,042
03	42,456 - 48,392	65,534 - 72,437	87,801 - 95,394	123,646 - 134,042	140,043 - 145,400
04	48,393 - 49,844	72,438 - 74,610	95,395 - 98,256	134,043 - 138,063	145,400 - 145,400
05	49,845 - 51,339	74,611 - 76,848	98,257 - 101,204	138,064 - 142,205	145,400 - 145,400

**Cities:**

- Counties:**
- Alameda Co. CA 06 0000 001
  - Contra Costa Co. CA 06 0000 013
  - Marin Co. CA 06 0000 041
  - Monterey Co. CA 06 0000 053
  - Napa Co. CA 06 0000 055
  - San Benito Co. CA 06 0000 069
  - San Francisco Co. CA 06 0000 075
  - San Joaquin Co. CA 06 0000 077
  - San Mateo Co. CA 06 0000 081
  - Santa Clara Co. CA 06 0000 085
  - Santa Cruz Co. CA 06 0000 087
  - Solano Co. CA 06 0000 095
  - Sonoma Co. CA 06 0000 097

**Locality Area:**

**San Jose-San Francisco-Oakland, CA**

---



# Standard Pay Tables

Report run on: January 9, 2007 9:43 AM

Page 130 of 132

PPS: SFZP    OPM:SF    PROFESSIONAL    Path: ZP    Effective: 07-JAN-07  
 Prev. Yr Rate .2868    Curr. Yr Rate: .3033    Loc. Diff: 1.01282    Gen. Inc.: 1.7    Issued: 21-DEC-06

Band	I	II	III	IV	V
GS Range	1-6	7-10	11-12	13-14	15-15
Interval					
01	21,674 - 33,549	41,367 - 55,176	61,221 - 76,409	87,257 - 108,050	121,289 - 132,005
02	33,550 - 42,455	55,177 - 65,533	76,410 - 87,800	108,051 - 123,645	132,006 - 140,042
03	42,456 - 48,392	65,534 - 72,437	87,801 - 95,394	123,646 - 134,042	140,043 - 145,400
04	48,393 - 49,844	72,438 - 74,610	95,395 - 98,256	134,043 - 138,063	145,400 - 145,400
05	49,845 - 51,339	74,611 - 76,848	98,257 - 101,204	138,064 - 142,205	145,400 - 145,400

**Cities:**

- Counties:**
- Alameda Co. CA 06 0000 001
  - Marin Co. CA 06 0000 041
  - Napa Co. CA 06 0000 055
  - San Francisco Co. CA 06 0000 075
  - San Mateo Co. CA 06 0000 081
  - Santa Cruz Co. CA 06 0000 087
  - Sonoma Co. CA 06 0000 097
  - Contra Costa Co. CA 06 0000 013
  - Monterey Co. CA 06 0000 053
  - San Benito Co. CA 06 0000 069
  - San Joaquin Co. CA 06 0000 077
  - Santa Clara Co. CA 06 0000 085
  - Solano Co. CA 06 0000 095

**Locality Area:**

**San Jose-San Francisco-Oakland, CA**

---



# Standard Pay Tables

Report run on: January 9, 2007 9:43 AM

Page 131 of 132

PPS: SFZS    OPM:SF    CLERICAL AND SUPPORT    Path: ZS    Effective: 07-JAN-07  
 Prev. Yr Rate .2868    Curr. Yr Rate: .3033    Loc. Diff: 1.01282    Gen. Inc.: 1.7    Issued: 21-DEC-06

Band	I	II	III	IV	V
GS Range	1-2	3-4	5-6	7-8	9-10
Interval					
01	21,674 - 25,669	26,589 - 32,015	33,394 - 40,060	41,367 - 49,453	50,599 - 60,305
02	25,670 - 28,665	32,016 - 36,085	40,061 - 45,059	49,454 - 55,517	60,306 - 67,584
03	28,666 - 30,663	36,086 - 38,798	45,060 - 48,392	55,518 - 59,560	67,585 - 72,437
04	30,664 - 31,583	38,799 - 39,962	48,393 - 49,844	59,561 - 61,347	72,438 - 74,610
05	31,584 - 32,530	39,963 - 41,161	49,845 - 51,339	61,348 - 63,187	74,611 - 76,848

**Cities:**

- Counties:**
- Alameda Co. CA 06 0000 001
  - Marin Co. CA 06 0000 041
  - Napa Co. CA 06 0000 055
  - San Francisco Co. CA 06 0000 075
  - San Mateo Co. CA 06 0000 081
  - Santa Cruz Co. CA 06 0000 087
  - Sonoma Co. CA 06 0000 097
  - Contra Costa Co. CA 06 0000 013
  - Monterey Co. CA 06 0000 053
  - San Benito Co. CA 06 0000 069
  - San Joaquin Co. CA 06 0000 077
  - Santa Clara Co. CA 06 0000 085
  - Solano Co. CA 06 0000 095

**Locality Area:**

**San Jose-San Francisco-Oakland, CA**

---



# Standard Pay Tables

Report run on: January 9, 2007 9:43 AM

Page 132 of 132

PPS: SFZT    OPM: SF    SCIENTIFIC & TECHNICAL    Path: ZT    Effective: 07-JAN-07  
 Prev. Yr Rate .2868    Curr. Yr Rate: .3033    Loc. Diff: 1.01282    Gen. Inc.: 1.7    Issued: 21-DEC-06

Band	I	II	III	IV	V
GS Range	1-4	5-8	9-10	11-12	13-13
Interval					
01	21,674 - 29,285	33,394 - 45,023	50,599 - 60,305	61,221 - 76,409	87,257 - 98,893
02	29,286 - 34,993	45,024 - 53,745	60,306 - 67,584	76,410 - 87,800	98,894 - 107,620
03	34,994 - 38,798	53,746 - 59,560	67,585 - 72,437	87,801 - 95,394	107,621 - 113,438
04	38,799 - 39,962	59,561 - 61,347	72,438 - 74,610	95,395 - 98,256	113,439 - 116,841
05	39,963 - 41,161	61,348 - 63,187	74,611 - 76,848	98,257 - 101,204	116,842 - 120,346

**Cities:**

- Counties:**
- Alameda Co. CA 06 0000 001
  - Contra Costa Co. CA 06 0000 013
  - Marin Co. CA 06 0000 041
  - Monterey Co. CA 06 0000 053
  - Napa Co. CA 06 0000 055
  - San Benito Co. CA 06 0000 069
  - San Francisco Co. CA 06 0000 075
  - San Joaquin Co. CA 06 0000 077
  - San Mateo Co. CA 06 0000 081
  - Santa Clara Co. CA 06 0000 085
  - Santa Cruz Co. CA 06 0000 087
  - Solano Co. CA 06 0000 095
  - Sonoma Co. CA 06 0000 097

**Locality Area:**

**San Jose-San Francisco-Oakland, CA**

---